



**PHILIPPINES  
SHELTER CLUSTER**

Coordinating Humanitarian Shelter and Settlements

---

# **Compounded Shocks Response Humanitarian Partners Coordination Meeting**

---

**29 January 2026**

# AGENDA

## **01. Objectives:**

- Have a shared understanding of national and local priorities and response efforts
- Understand the capacity and contributions of humanitarian partners
- Agree on a common vision towards a coordinated response with pathways to recovery

## **02. Situation Overview:**

- Compounded impact, joint response efforts, outstanding needs and priorities.

## **03. Humanitarian Shelter Response | Reach Status | Update:**

- How are humanitarian partners contributing to the relief efforts.

## **04. Recovery of Shelter Efforts | Moving Forward | Open Discussion:**

- Emerging trends in shelter needs and how humanitarian partners may contribute to addressing priority response gaps, and recovery efforts.

## **05. Any Other Business (AOB)**

# 00. Introductions

We acknowledge that **sectoral guidance and coordination services** supporting the Shelter response to the impact of the compounded shocks **fell short of standard and your expectations.** However, we commit to working to correct course, and we **appeal to your engagement moving forward**

**Shelter Cluster Coordinator** | IFRC | Francisco Vassalo Monteiro

[Coord1.Phil@sheltercluster.org](mailto:Coord1.Phil@sheltercluster.org)

[francisco.monteiro@sheltercluster.org](mailto:francisco.monteiro@sheltercluster.org)

**Shelter Cluster Information Management (IM) Coordinator** | IFRC | Ella Blom

[im1.Phil@sheltercluster.org](mailto:im1.Phil@sheltercluster.org)

[ShelterClusterIMCo.Philippines@ifrc.org](mailto:ShelterClusterIMCo.Philippines@ifrc.org)

# 01. Objectives

- Shared understanding of national and local priorities and response efforts
- Collective capacity and contributions of humanitarian partners
- Common vision towards a coordinated response with pathways to recovery

Under the Whole of Government response approach, DSWD's and DHSUD's sectoral coordination leadership mandates, and **in line with national and local priorities**, we are seeking to better map and understand the **humanitarian partners' engagement and contributions** in providing **shelter assistance to vulnerable and affected households** in severely impacted areas.

# 01. Objectives

- Shared understanding of national and local priorities and response efforts
- Collective capacity and contributions of humanitarian partners
- Common vision towards a coordinated response with pathways to recovery

Moving forward, aiming to **provide pathways for recovery of shelter** towards safer housing solutions, we acknowledge response gaps and aspire for a **common vision that enables harmonising our collective capacity** consistently, as a coordinated contribution to **support national and local response efforts.**

# 02. Situation Overview



**Legend**  
 — Typhoons Tino and Uwan  
 — Cebu and Davao earthquakes

## Typhoon Tino and Cebu Earthquake

(31/10/2025 - 07/11/2025)      (30/09/2025)

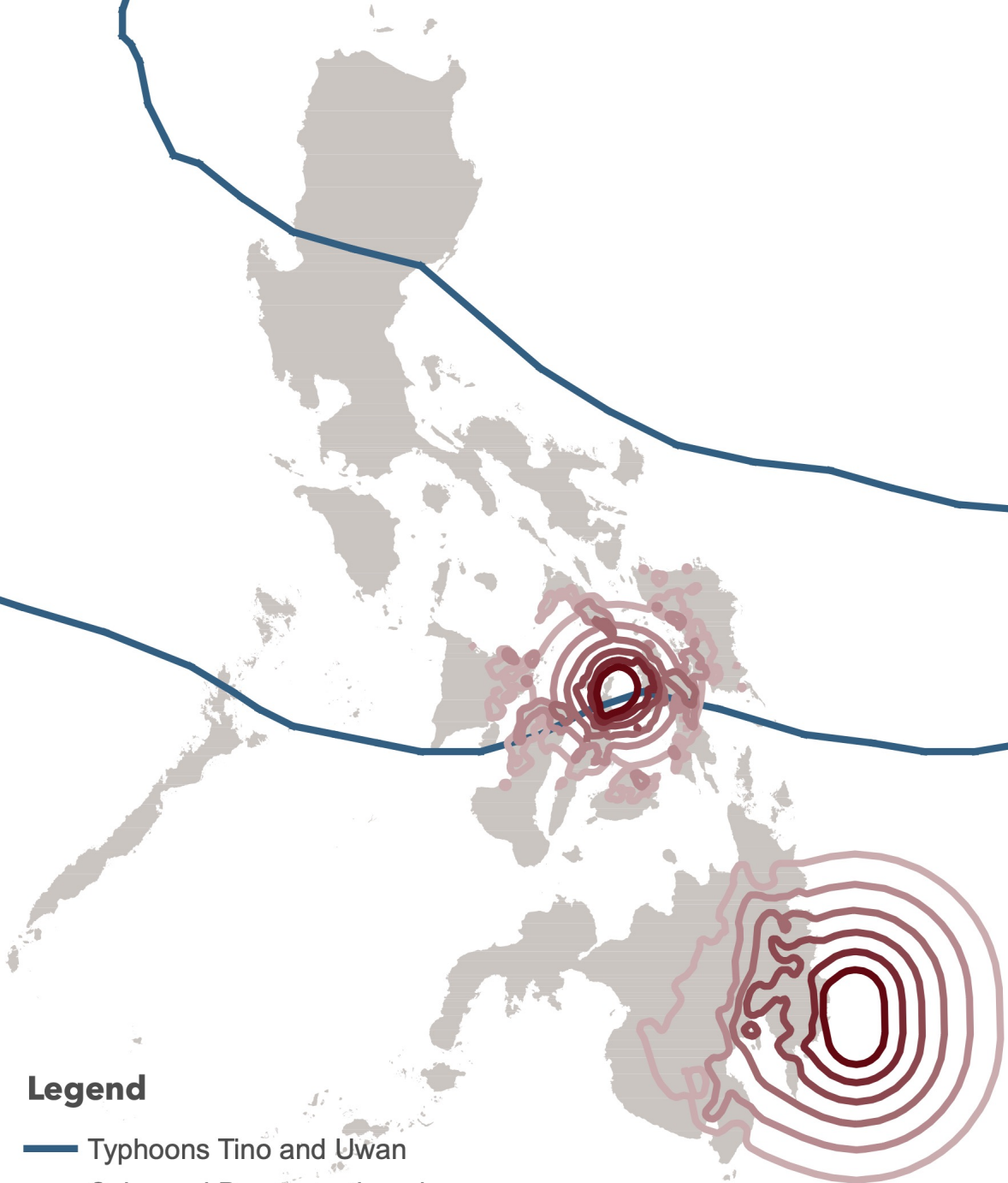
|  |                               |
|--|-------------------------------|
| <b>Estimated households (persons) in need (SSC)</b>    | <b>421,960</b><br>(2,109,800) |
| <b>Families (persons) evacuated/displaced (DROMIC)</b> | <b>907,870</b><br>(3,122,058) |
| <b>Families (persons) still displaced (DROMIC)*</b>    | <b>60,194</b><br>(256,338)    |
| <b>Totally damaged houses (DROMIC)</b>                 | <b>81,035</b>                 |
| <b>Partially damaged houses (DROMIC)</b>               | 887,274                       |
| <b>Agencies assisting (5Ws)*</b>                       | 15                            |

(CARE, Caritas, ECOWEB, HI, IOM, Oxfam, Save, AH&H, PRC, Plan, CenVisNet, Coastal, COM, Rotary)

|  |                          |
|--|--------------------------|
| <b>Households (persons) reached (5Ws)*</b> | <b>9,319</b><br>(39,921) |
|--|--------------------------|

**Potential gaps**  
 60,194 families remain displaced  
 81,035 TD - 9,319 reached = 71,716 totally damaged houses with no humanitarian assistance?

\*As of 26 January 2026



**Legend**  
 — Typhoons Tino and Uwan  
 — Cebu and Davao earthquakes

## Typhoon Uwan

03/11/2025 - 13/11/2025

|   |                                 |
|---|---------------------------------|
| <b>Estimated households (persons) in need (SSC)</b>   | <b>12,980</b><br>(64,900)       |
| <b>Families (persons) evacuated/displaced (DROMIC)</b>                                      | <b>1,071,592</b><br>(3,618,984) |
| <b>Families (persons) still displaced (DROMIC)*</b>   | <b>1,413</b><br>(4,361)         |
| <b>Totally damaged houses (DROMIC)</b>  | <b>35,705</b>                   |
| <b>Partially damaged houses (DROMIC)</b>  | 447,152                         |
| <b>Agencies assisting (5Ws)*</b>  | 7                               |
| (CARE, HI, IOM, Save, Solar Buddy, Plan, Educo)   |                                 |
| <b>Households (persons) reached (5Ws)*</b>  | <b>13,519</b><br>(66,879)       |
| <b>Potential gaps</b>   |                                 |
| 1,413 families remain displaced   |                                 |
| 35,705 TD - 13,519 reached = 22,186 totally damaged houses with no humanitarian assistance? |                                 |

\*As of 26 January 2026



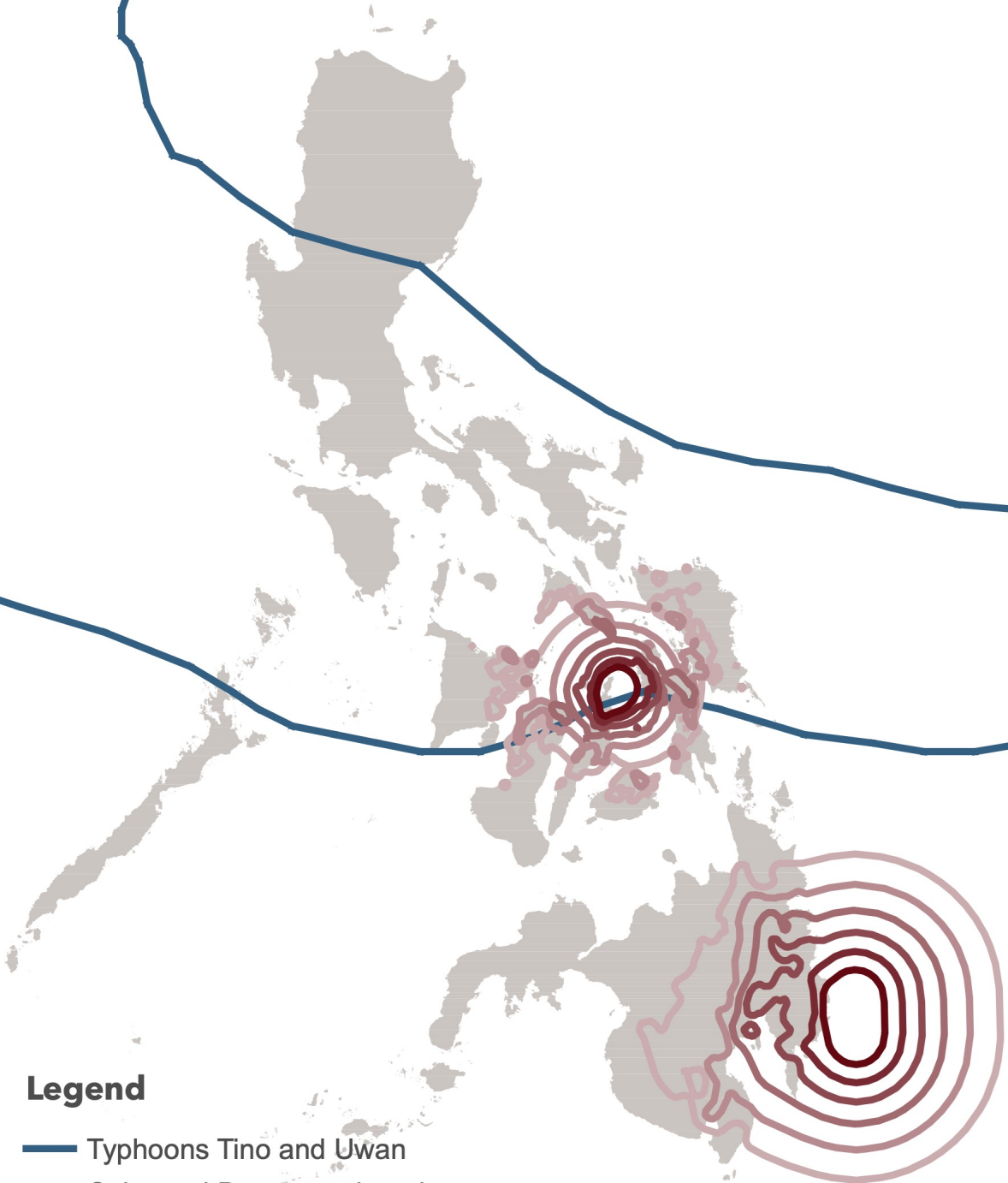
**Legend**  
 — Typhoons Tino and Uwan  
 — Cebu and Davao earthquakes

## Davao Earthquake

(10/10/2025)

|  |                           |
|--|---------------------------|
| <b>Estimated households (persons) in need (SSC)</b>                                    | <b>1,290</b><br>(64,900)  |
| <b>Families (persons) evacuated/displaced (DROMIC)</b>                                 | <b>23,249</b><br>(87,767) |
| <b>Families (persons) still displaced (DROMIC)*</b>                                    | <b>0</b><br>(0)           |
| <b>Totally damaged houses (DROMIC)</b>   | <b>1,974</b>              |
| <b>Partially damaged houses (DROMIC)</b>   | 23,967                    |
| <b>Agencies assisting (5Ws)*</b>   | 10                        |
| (CARE, HI, IOM, Oxfam, PRC, COM, UNYPHIL-Women, Coastal)                               |                           |
| <b>Households (persons) reached (5Ws)*</b>   | <b>1,779</b><br>(7,273)   |
| <b>Potential gaps</b>  |                           |
| 1,974 TD - 1,779 reached = 195 totally damaged houses with no humanitarian assistance? |                           |

\*As of 26 January 2026



**Legend**  
 — Typhoons Tino and Uwan  
 — Cebu and Davao earthquakes

| <b>Overview</b>                                     |                                       |                          |                           |                         |
|---|---------------------------------------|--------------------------|---------------------------|-------------------------|
|   | <b>Typhoon Tino + Cebu Earthquake</b> | <b>Cebu only</b>         | <b>Typhoon Uwan</b>       | <b>Davao Earthquake</b> |
| <b>Families (persons) still displaced (DROMIC)*</b> | <b>60,194</b><br>(256,338)            | <b>9,917</b><br>(37,030) | <b>1,413</b><br>(4,361)   | <b>0</b><br>(0)         |
| <b>Totally damaged houses (DROMIC)</b>              | <b>81,035</b>                         | <b>26,246</b>            | <b>35,705</b>             | <b>1,974</b>            |
| <b>Agencies assisting (5Ws)*</b>                    | 15                                    | 15                       | 7                         | 10                      |
| <b>Households (persons) reached (5Ws)*</b>          | <b>9,319</b><br>(39,921)              | <b>5,463</b><br>(21,143) | <b>13,519</b><br>(66,879) | <b>1,779</b><br>(7,273) |
| <b>Potential gap</b>                                | 71,716?                               | 20,783?                  | 22,186?                   | 195?                    |

\*As of 26 January 2026

# 03. Humanitarian Shelter Response

# 03. Humanitarian Shelter Response

PHL 5W Consolidated Data (SHARED) ☆ 📄 🗺️

File Edit View Insert Format Data Tools Extensions Help

🔍 Menus 🖨️ 📄 100% 📄 View only

A1 PHL 5W matrix - Who does What, Where, for WHOM and When (5Ws)

|    | A  | B   | C                          | D   | E   | F   |
|----|--|---|----------------------------|---|---|---|
| 1  | <b>PHL 5W matrix - Who does What, Where, for WHOM and When (5Ws)</b> |   |                            |   |   |   |
| 2  | <b>WHO</b>   |   |                            | <b>WHERE</b>  |   |   |
| 3  | Select LEAD AGENCY from dropdown list                                | Select IMPLEMENTING AGENCY from dropdown list |                            | Select REGION (Admin 1) from dropdown list              | << Ensure Admin1 is selected                          | << Ensure Admin2 is selected                  |
| 4  |  |   |                            |   |   | Location: Any location (if evacuation center) |
| 5  | Contact OCHA if agency not in list                                   | Contact OCHA if agency not in list            | Enter DONOR name in column | Select PROVINCE (Admin 2) from dropdown list            | Select MUNICIPALITY/CITY (Admin 3) from dropdown list |   |
| 6  | <b>LEAD AGENCY</b>   | <b>IMPLEMENTING PARTNER</b>                   | <b>DONOR</b>               | <b>REGION</b>   | <b>PROVINCE</b>                                       | <b>MUNICIPALITY/CITY</b>                      |
| 7  | CARE   | ACCORD  | ECHO                       | Bangsamoro Autonomous Region In Muslim Mindanao (BARMM) | Maguindanao del Sur                                   | Gen. S.K. Pendatun                            |
| 8  | CARE   | ACCORD  | ECHO                       | Bangsamoro Autonomous Region In Muslim Mindanao (BARMM) | Maguindanao del Sur                                   | Gen. S.K. Pendatun                            |
| 9  | CARE   | ACCORD  | ECHO                       | Bangsamoro Autonomous Region In Muslim Mindanao (BARMM) | Maguindanao del Sur                                   | Gen. S.K. Pendatun                            |
| 10 | CARE   | ACCORD  | ECHO                       | Region XI (Davao Region)                                | Davao Oriental  | Baganga                                       |
| 11 | CARE   | ACCORD  | ECHO                       | Region XI (Davao Region)                                | Davao Oriental  | Baganga                                       |
| 12 | Cebu Caritas   | Cebu Caritas                                  | Caritas Germany            | Region VII (Central Visayas)                            | Cebu  | Tabogon                                       |
| 13 | CARE   | ACCORD-Plan                                   | ECHO                       | Bangsamoro Autonomous Region in Muslim Mindanao (BARMM) | Maguindanao del Sur                                   | Gen. S.K. Pendatun                            |
| 14 | CARE   | None  | Tijori Foundation          | Region VII (Central Visayas)                            | Cebu  | Medellin                                      |
| 15 | CARE   | ACCORD-Plan                                   | ECHO                       | Region VII (Central Visayas)                            | Cebu  | Tabuelan                                      |
| 16 | CARE   | ACCORD-Plan                                   | ECHO                       | Region VII (Central Visayas)                            | Cebu  | San Remigio                                   |
| 17 | CARE   | ACCORD  | Tijori Foundation          | Region XI (Davao Region)                                | Davao Oriental  |   |

Consolidated\_Data WASH Education Health Food Security and Agriculture Nutrition Shelter

**PHILIPPINES**  
5Ws (Who, What, Where, and for Whom & When) as of 26 January, 2026

Please note that this is an ongoing response, and the information may be updated as more details become available.

Emergency All

**WHO** 50 Partners

# of partners by sectors

| Sector                        | Partners |
|-------------------------------|----------|
| Multi-Purpose Cash Assistance | 23       |
| Shelter                       | 22       |
| WASH                          | 21       |
| Food Security and Agriculture | 17       |
| Protection                    | 13       |
| Protection / Child Protection | 9        |
| Health/SRH                    | 8        |
| NFI                           | 8        |
| Health                        | 7        |
| Protection / GBV              | 6        |
| Education                     | 5        |
| Multi-cluster                 | 4        |
| Logistics                     | 3        |
| Nutrition                     | 1        |
| Protection / Shelter          | 1        |
| Community Engagement          | 2        |
| Nutrition                     | 1        |
| CCCM                          | 1        |
| Emergency Telecommunications  | 1        |
| Coordination                  | 1        |

**WHAT** 18 Sectors, 2,393 Activities

# of people reached by sectors

| Sector                        | Total People Reached |
|-------------------------------|----------------------|
| Multi-Purpose Cash Assistance | 319,922              |
| WASH                          | 117,980              |
| Shelter                       | 112,111              |
| NFI                           | 74,691               |
| Food Security and Agriculture | 47,647               |
| Protection                    | 33,541               |
| Education                     | 17,414               |
| CCCM                          | 14,195               |
| Health/SRH                    | 4,135                |
| Protection / GBV              | 2,804                |
| Protection / Child Protection | 2,583                |
| Health                        | 2,564                |
| Nutrition                     | 475                  |
| Multi-cluster                 | 413                  |

**Response Modality**

| Response Modality          | % Response Modality | Cash Disbursed (USD) |
|----------------------------|---------------------|----------------------|
| In-kind assistance         | 96.45%              |                      |
| Service delivery/support   | 13.30%              |                      |
| Cash/Voucher               | 8.98%               | \$5,212,720          |
| Capacity building/Training | 3.83%               |                      |
| Other                      | 3.74%               |                      |
| Awareness/Advocacy         | 2.25%               |                      |
| Cash                       | 1.41%               | \$1,045,012          |
| <b>Total</b>               | <b>100.00%</b>      | <b>\$4,258,732</b>   |


**For WHOM**

# of people reached by SADD (if reported)

| Category                 | Count   |
|--------------------------|---------|
| Total People Reached     | 541,435 |
| Girls                    | 57,462  |
| Women                    | 90,393  |
| Boys                     | 50,583  |
| Men                      | 65,013  |
| People with Disabilities | 2,784   |

**WHERE** 16 Regions, 49 Provinces, 198 Muni.

# of activities by municipality



**WHEN**

| Organization Type | Completed | N/A |
|-------------------|-----------|-----|
| INGO              | 46.9%     |     |
| NGO               | 28.6%     |     |
| UN                | 14.0%     |     |
| Other             | 10.5%     |     |

Organization Type: INGO 46.9%, NGO 28.6%, UN 14.0%, Other 10.5%

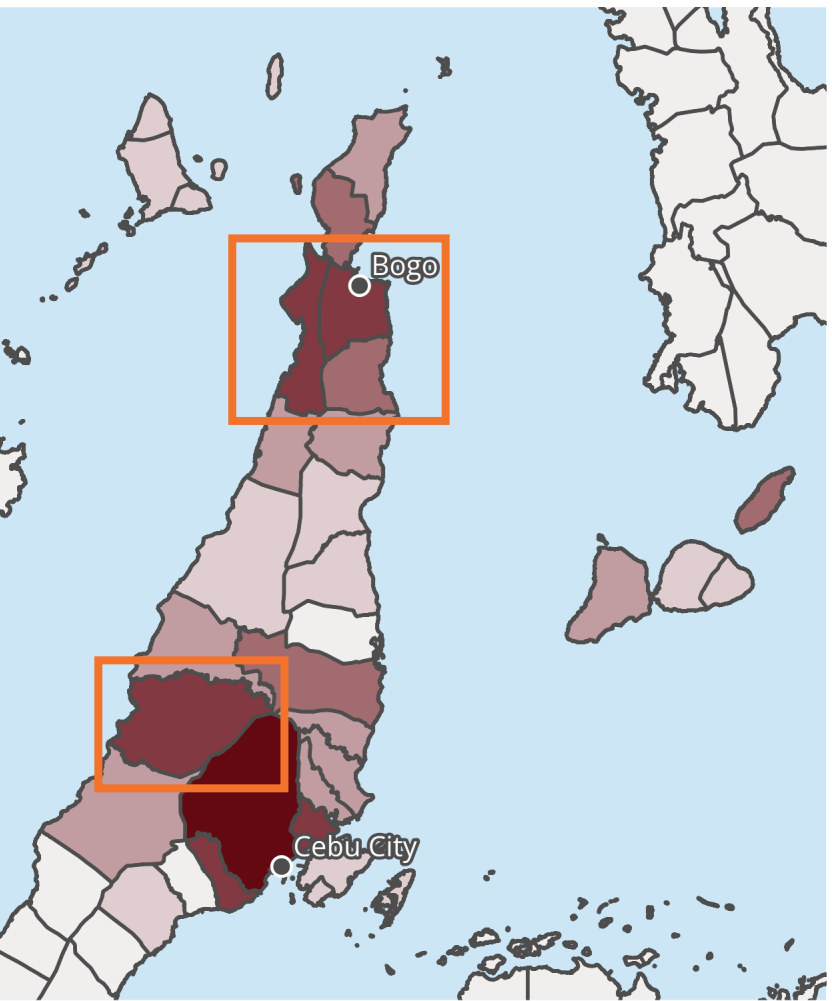
Completed: 100%, N/A: 0%

Feedback: ocrphilippines@un.org Created by: OCHA/BOA

# Needs vs humanitarian reach in Cebu province

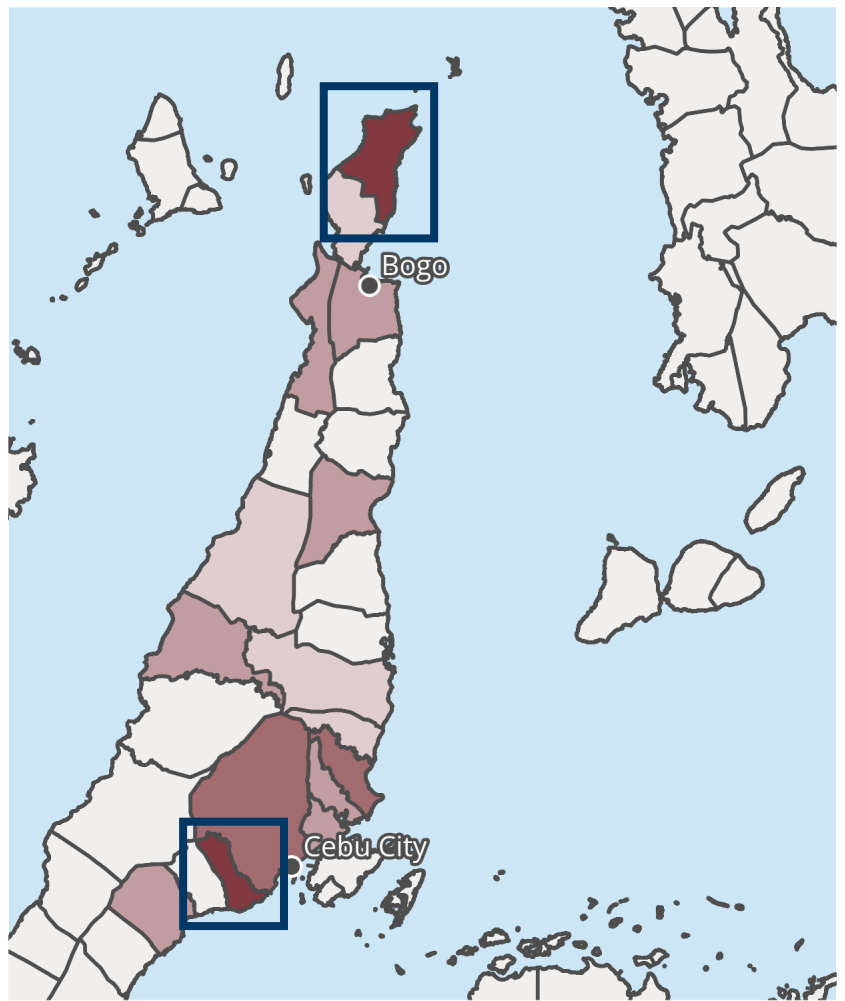
Following the 2025 Cebu Earthquake and Typhoon Tino

This map does not imply the expression of any opinion on the part of the Global Shelter Cluster or the Philippines Shelter Cluster concerning the legal status of a territory or of its authorities. Feedback? Please contact [im1.phil@sheltercluster.org](mailto:im1.phil@sheltercluster.org)



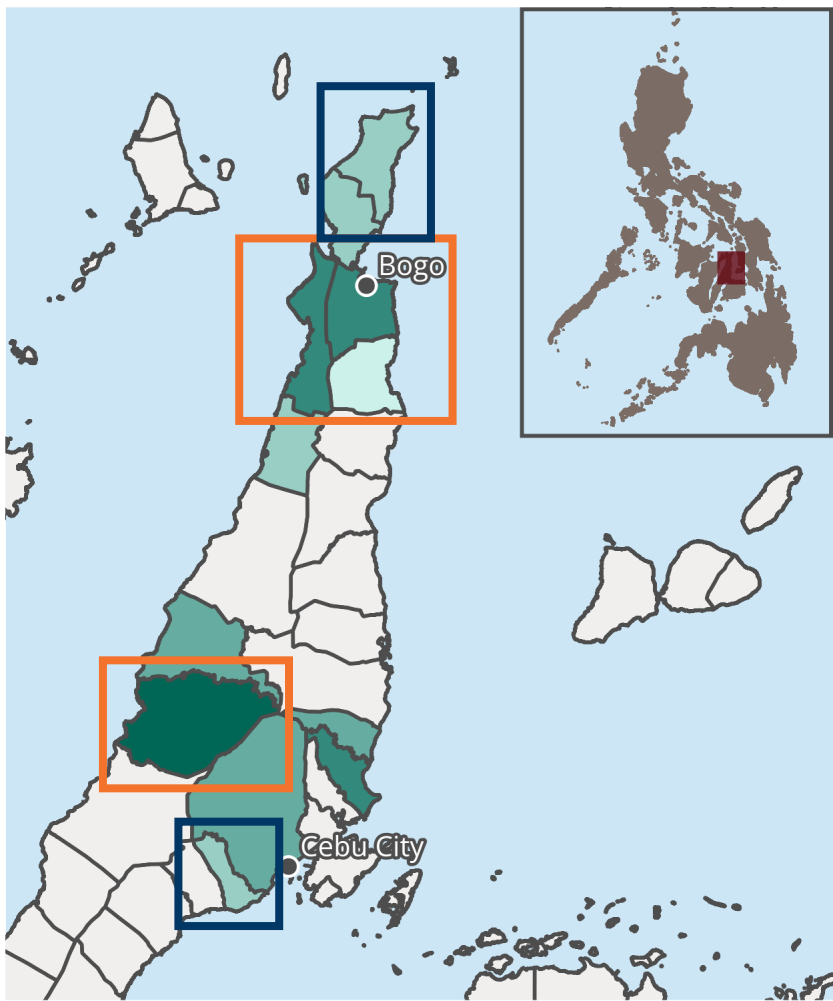
Number of houses totally damaged by typhoon and earthquake (DROMIC)

- 1 - 170
- 170 - 908
- 908 - 2238
- 2238 - 3994
- 3994 - 5169



Number of families who remain displaced as of 26 January 2026 (DROMIC)

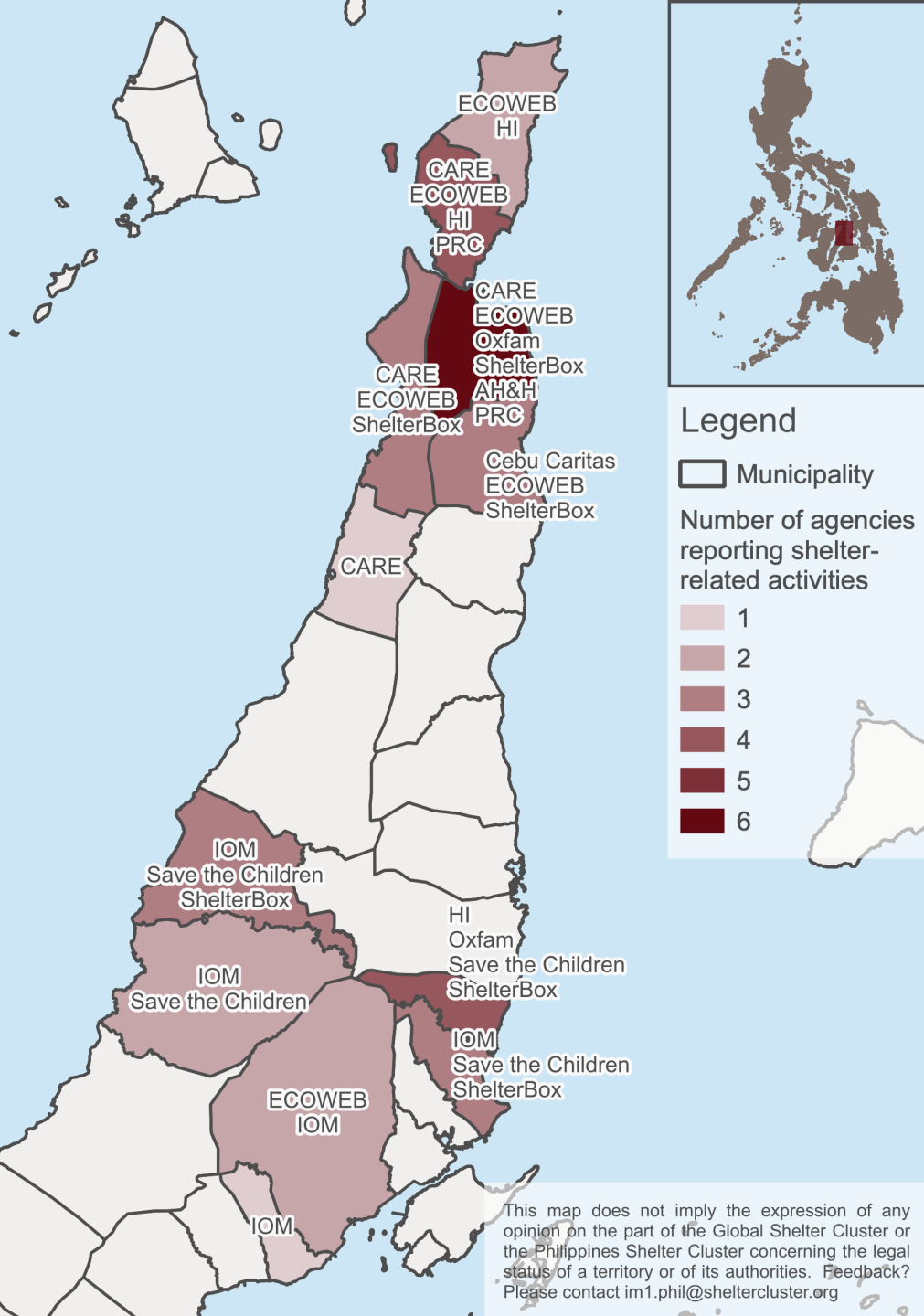
- 1 - 32
- 32 - 181
- 181 - 739
- 739 - 2363
- 2363 - 4235



Number of households reached with shelter-related humanitarian assistance (5Ws)

- 0 - 80
- 80 - 933
- 933 - 2176
- 2176 - 3053
- 3053 - 3938

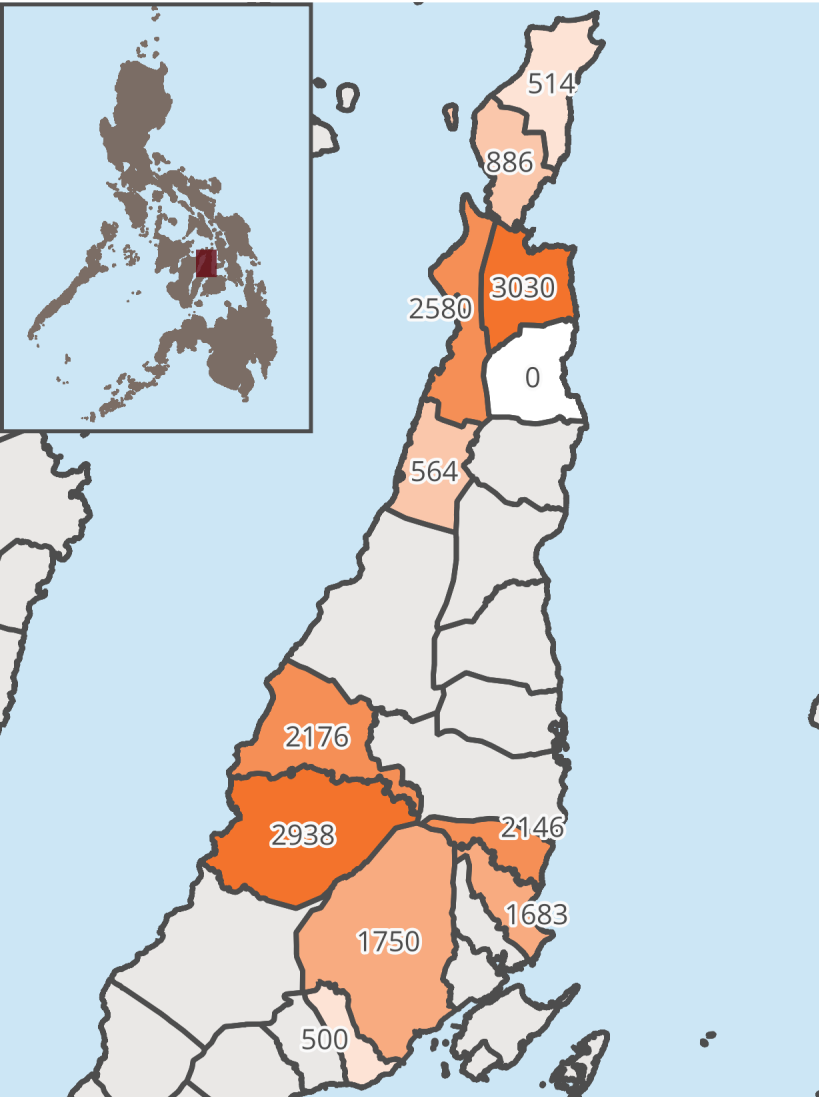
# Humanitarian response



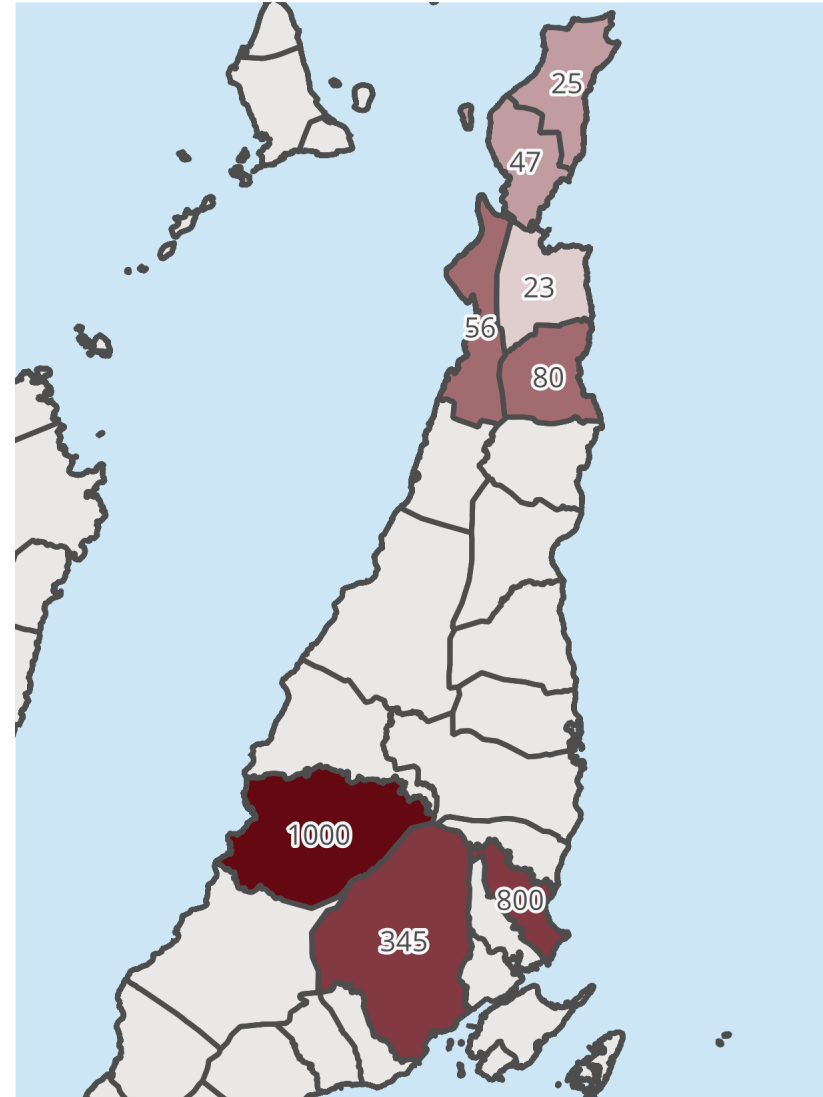
| Lead agency       | Distribution of essential household NFIs | Distribution of tarpaulins | Distribution of shelter kits | Distribution of building materials | Cash | Microgrants | Support on transitional shelter and Housing, Land and Property |
|-------------------|--|----------------------------|------------------------------|------------------------------------|------|-------------|--|
| AH&H              |  |                            |                              |                                    |      |             |  |
| CARE              |  |                            |                              |                                    |      |             |  |
| Cebu Caritas      |  |                            |                              |                                    |      |             |  |
| ECOWEB            |  |                            |                              |                                    |      |             |  |
| HI                |  |                            |                              |                                    |      |             |  |
| IOM               |  |                            |                              |                                    |      |             |  |
| Oxfam             |  |                            |                              |                                    |      |             |  |
| PRC               |  |                            |                              |                                    |      |             |  |
| Save the Children |  |                            |                              |                                    |      |             |  |
| ShelterBox        |  |                            |                              |                                    |      |             |  |

# 5Ws: Reported shelter-related activities in Cebu province

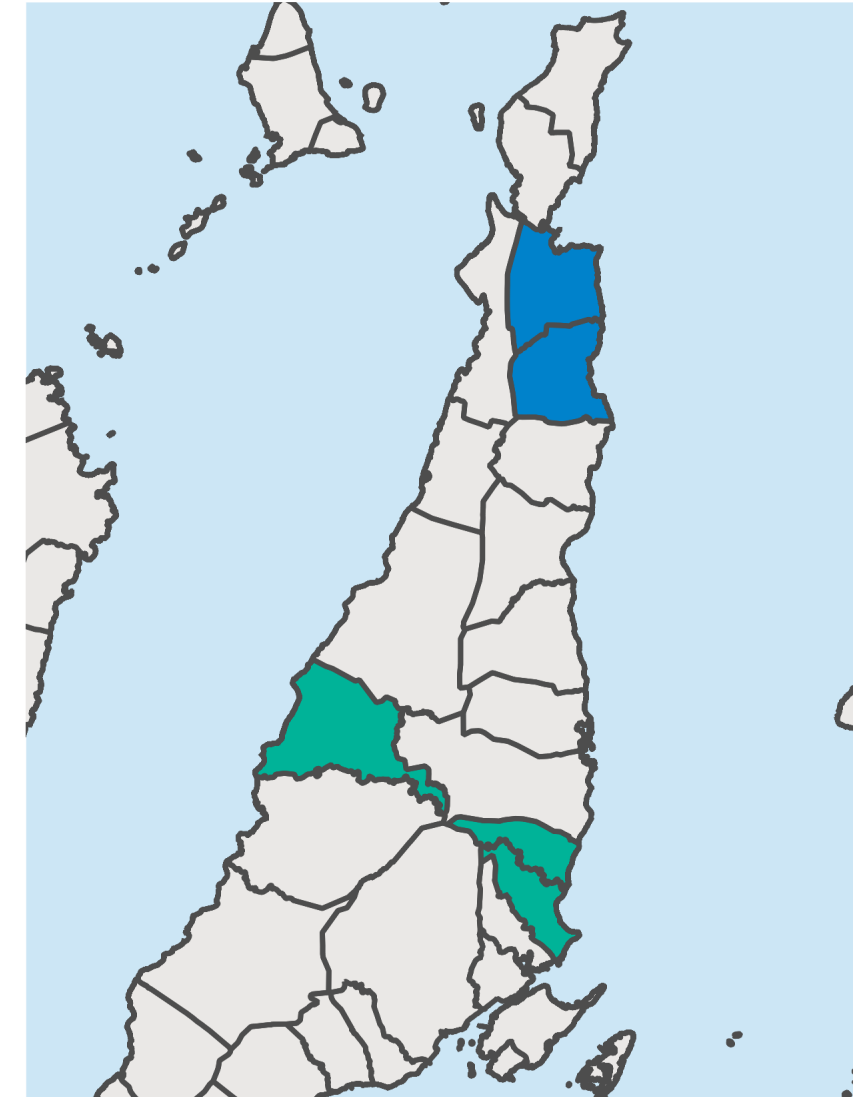
Following the 2025 Cebu Earthquake and Typhoon Tino



**People reached with in-kind emergency distributions (tarp, household NFIs, shelter kits)**



**People reached with cash and microgrants to community groups**

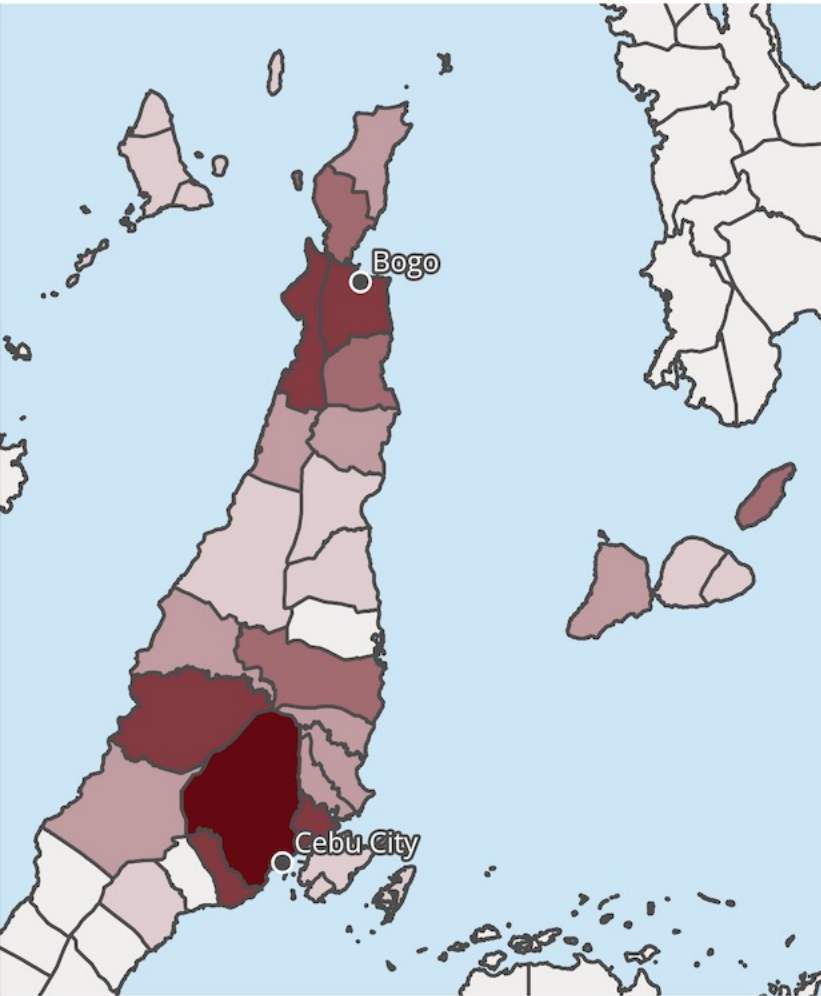


**Planned shelter recovery activities**

- Distribution of building materials
- Support on 'transitional' shelter and Housing, Land and Property (HLP)

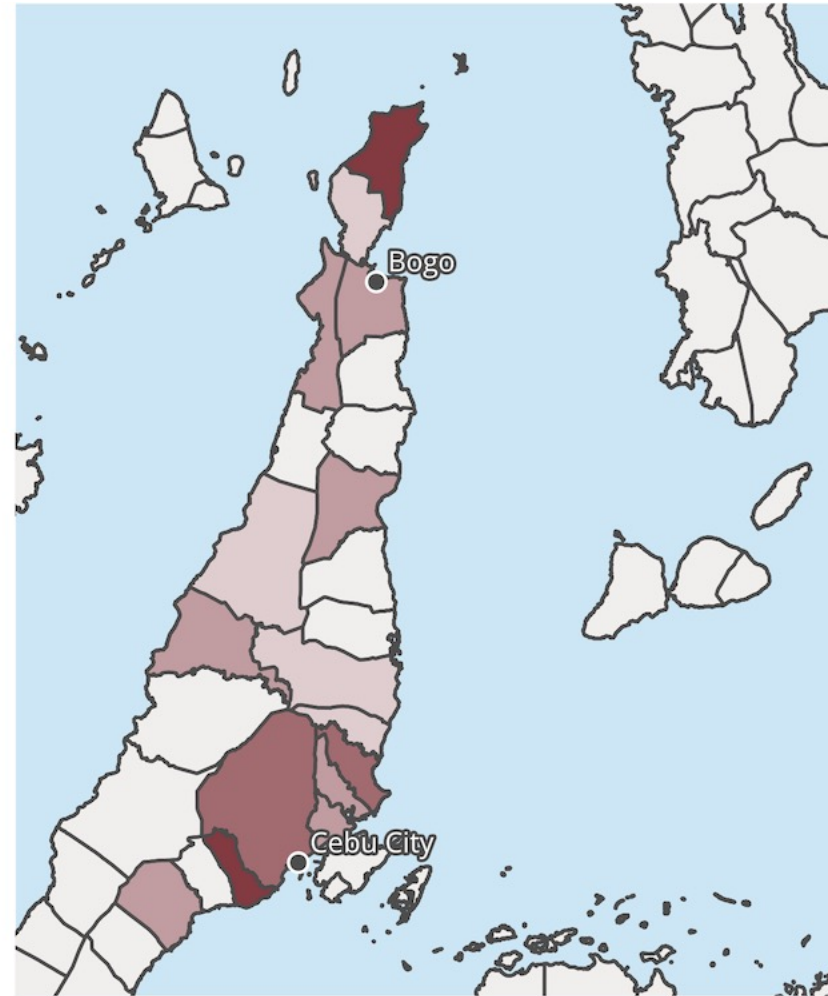
# 5Ws: Reported shelter-related activities in Cebu province

Following the 2025 Cebu Earthquake and Typhoon Tino



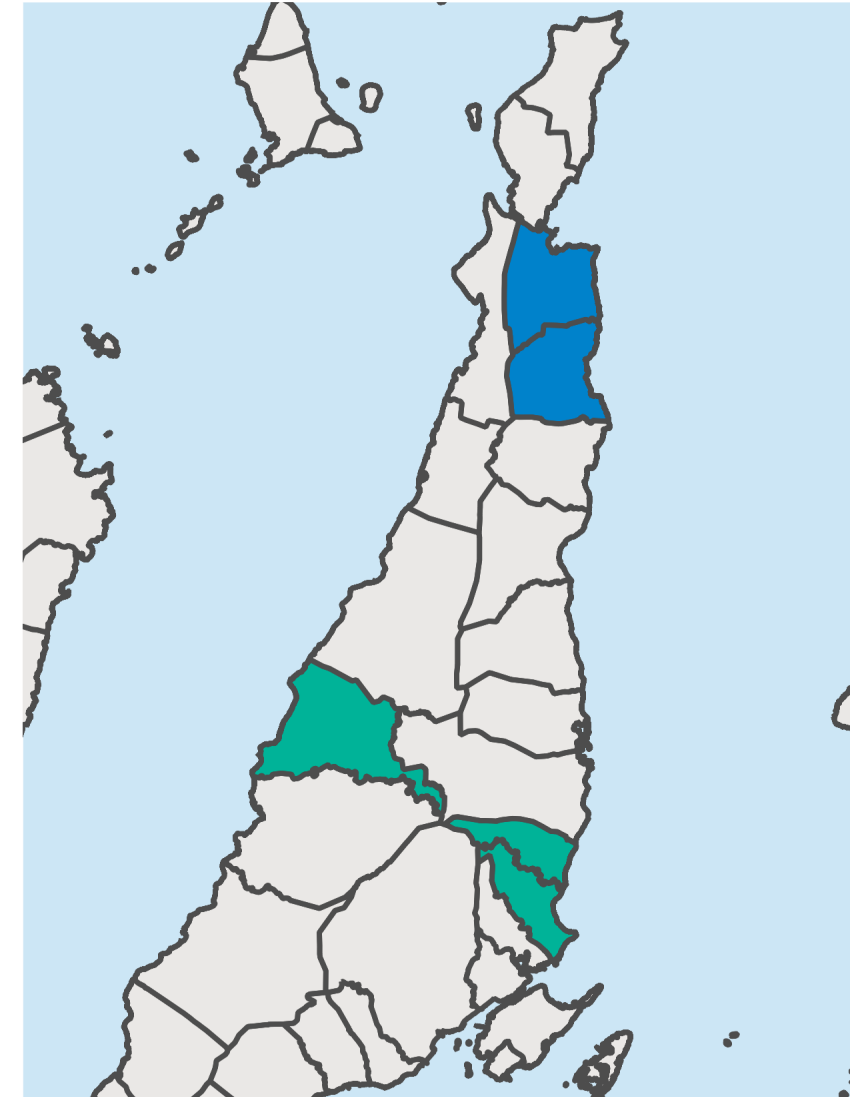
**Number of houses totally damaged by typhoon and earthquake (DROMIC)**

- 1 - 170
- 170 - 908
- 908 - 2238
- 2238 - 3994
- 3994 - 5169



**Number of families who remain displaced as of 26 January 2026 (DROMIC)**

- 1 - 32
- 32 - 181
- 181 - 739
- 739 - 2363
- 2363 - 4235



**Planned shelter recovery activities**

- Distribution of building materials
- Support on 'transitional' shelter and Housing, Land and Property (HLP)

# 04. Recovery Shelter Efforts



# 04. Recovery Shelter efforts

## How to better guide and capture ongoing and planned assistance?

- **Revisit the 5W's reporting and mapping process** to capture the different shelter intervention types, to include outstanding **emergency relief assistance, temporary shelter assistance options, and long-term shelter assistance solutions**, in line with the national framework for shelter recovery and the humanitarian shelter guidelines for recovery – **PSC** coordination team and **OCHA**
- Finalise the **development of guidance on concrete and masonry construction techniques for house repair and reconstruction**, including IEC materials to fit within the "8 key Messages for BBS" - **TWiG** co-led by **IOM and Care**

# 04. Recovery Shelter efforts

## How to better guide shelter programming for planned assistance?

- **Build on and further contextualise** the [Philippines Shelter Cluster's Recovery Shelter Guidelines](#), to provide a concrete menu of options to help humanitarian partners in targeting, planning, and delivering the most adequate shelter assistance interventions to address specific needs
- **Work hand in hand with DHSUD** to operationalise the national [Post-Disaster-Shelter Recovery Policy Framework](#), in articulation with existing humanitarian guidelines, to build a responsive system to support resilient and equitable recovery in the Philippines

# 04. Recovery Shelter efforts

## How to better measure impact and guide priority assistance?

- Further development of the **Shelter Severity Classification (SSC) mapping tool** for the Philippines context, to better represent **pre-existing housing vulnerabilities, post-disaster house damage impact, and resulting shelter needs, and progress and impact of shelter interventions**
- Finalise the “**House Damage Definition**” process to provide a **tangible and unified metric for house damage assessment** and for planning required assistance interventions – **TWiG** led by **DHSUD** with the support of the **PSC**


# 05. AOB

**Scheduled Technical Working Group(s) meetings**

**Next PSC HP coordination meeting -> 5 February 2026**

# Resources

- [5Ws dashboard](#)
- [5Ws information](#) →
- [DROMIC sitreps](#)
- [NDRRMC dashboard](#)
- [Post-Disaster Shelter Recovery Policy Framework](#)





PHILIPPINES  
**SHELTER CLUSTER**

Coordinating Humanitarian Shelter and Settlements

---

**Thank you**

---



PHILIPPINES  
**SHELTER CLUSTER**

Coordinating Humanitarian Shelter and Settlements