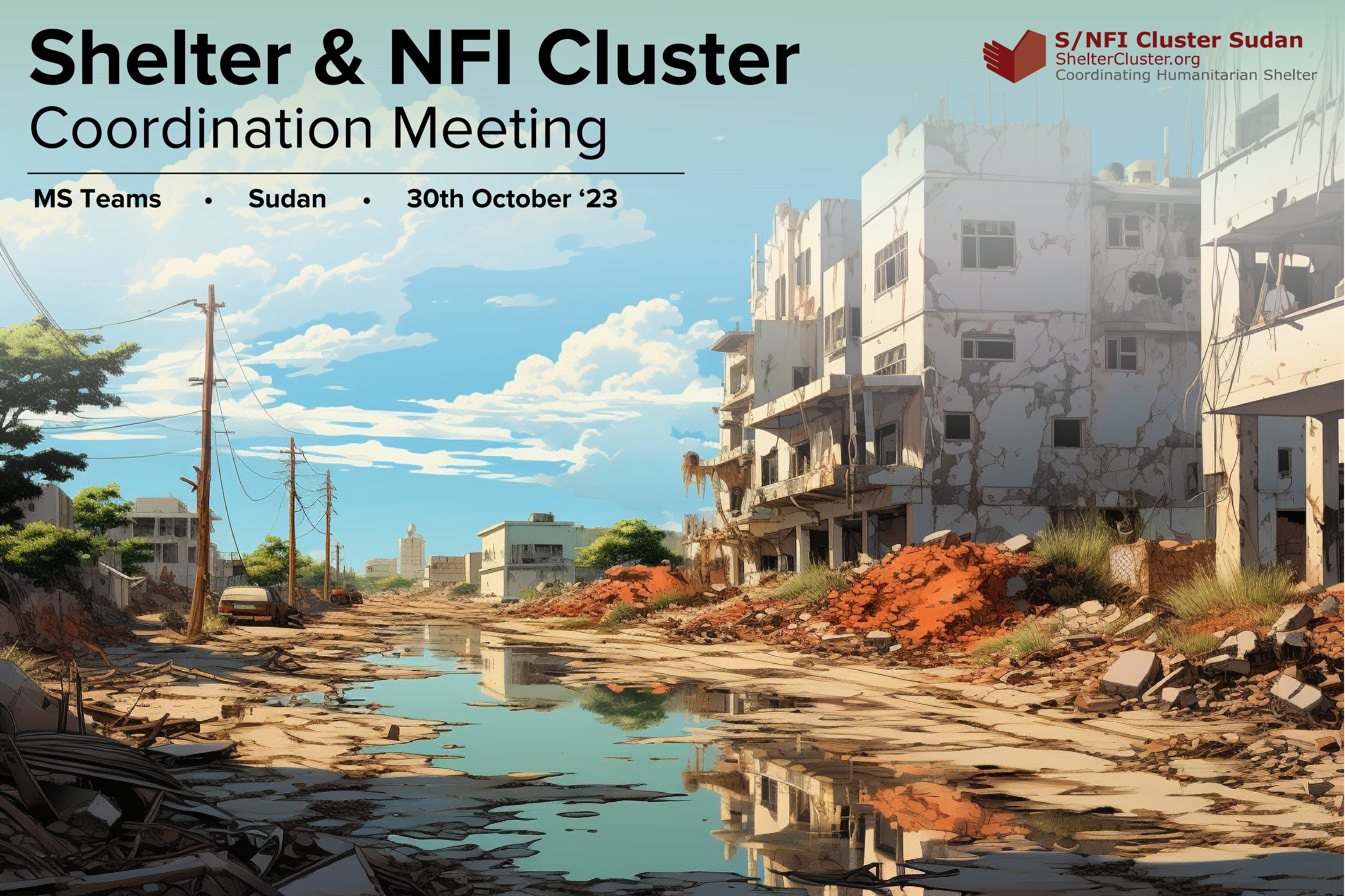


Shelter & NFI Cluster

Coordination Meeting

 **S/NFI Cluster Sudan**
ShelterCluster.org
Coordinating Humanitarian Shelter

MS Teams • Sudan • 30th October '23

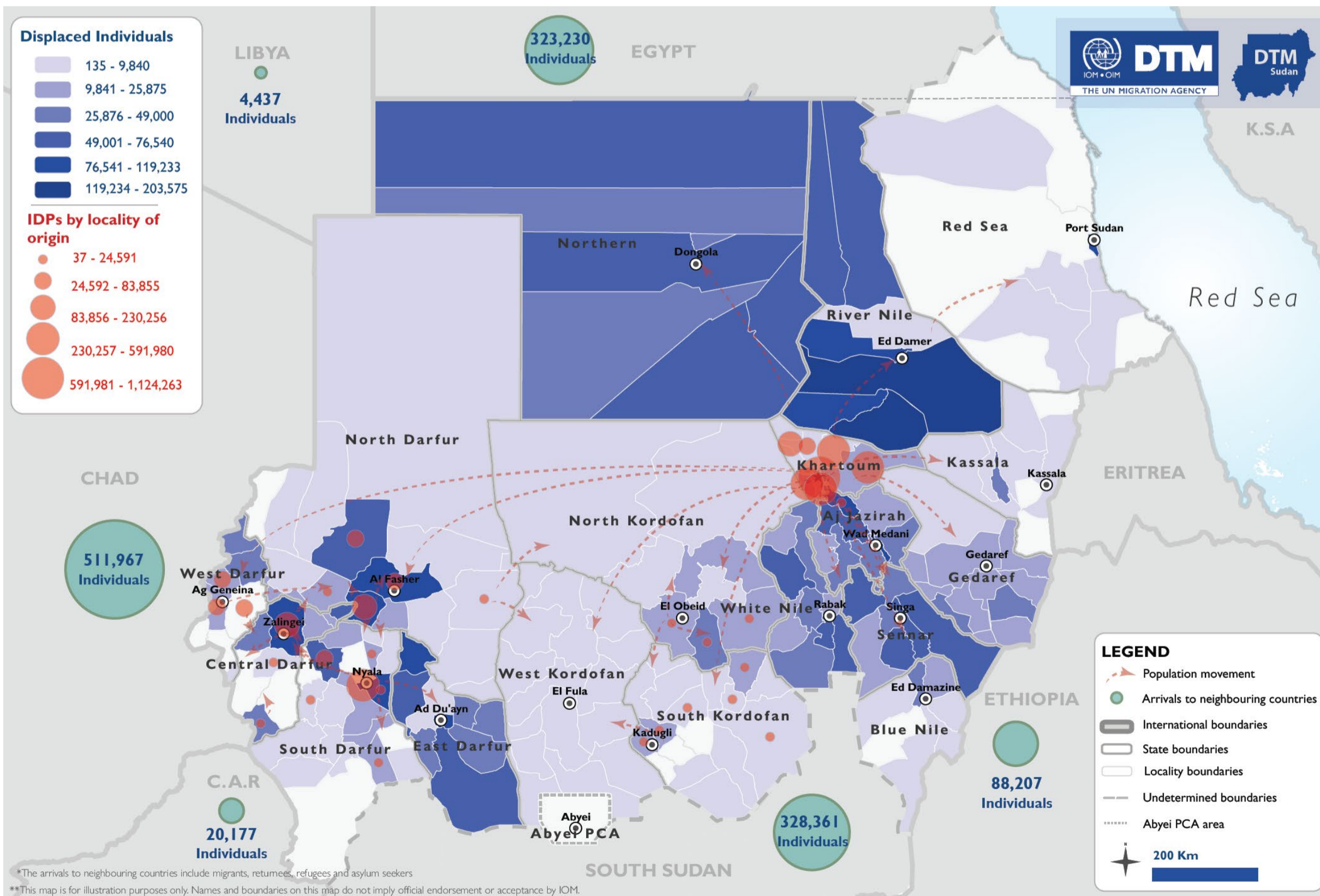


- **General Updates**
 - **Presentation on Needs in Aj Jazirah Gathering Sites**
 - **Internews Presentation**
 - **Roundtable on Achievements and Operational Plans**
 - **AOB**
-

General Updates



- **Six and a half months** into the SAF-RSF conflict, **5.9 million people** have been forced to flee their homes, continuing the same upward trend.
- Out of those, the estimated number of IDPs across Sudan is **4.6 million**. The current assessment has observed the IDP caseload in all of Sudan's 18 states. The highest proportions of IDPs have been observed in **River Nile** (12.45%), **South Darfur** (11.09%), **East Darfur** (10.82%), **Aj Jazirah** (7.92%), **Northern** (7.82%) and **North Darfur** (7.34%) states.
- While over **1.3 million** people have crossed into **neighbouring countries**.



Camps	Host Communities	Rented Accommodations
6.40% 59,155	66.69% 616,309	9.07% 83,782
Improved / Critical Shelters	Schools or Other Public Buildings	Open Area Informal Settlements
0.45% 4,144	8.80% 81,295	8.59% 79,406



OCHA-Sudan <ochasudan@un.org>

Cc: Alain Ouattara <ouattara2@un.org>; Umar Abba Yusuf <yusuf7@un.org>; +10 others



Thu 26-Oct-23 06:15 PM

Attention: This email is from an external sender. Please be careful with any links or attachments.

Dear ICCG members,

Many thanks for the active participation in today's meeting, please see below the key action points:

1. OCHA to revisit the analysis taking into the consideration latest submission from CP and Nutrition by 26 October
 2. OCHA to share with each clusters list of feedback on data set gap with recommendations how to address them between 26- 27 October
 3. Clusters to work on their data taking into consideration respective recommendations as well as below overall recommendations and share with OCHA by max 29 October
- take out target below
 - in hard-to-reach areas, only target severity 5
 - in sectoral targeting, only target areas of overlapping 4 and 5.
4. OCHA to compile the feedback from all clusters for presentation

Kind regards,

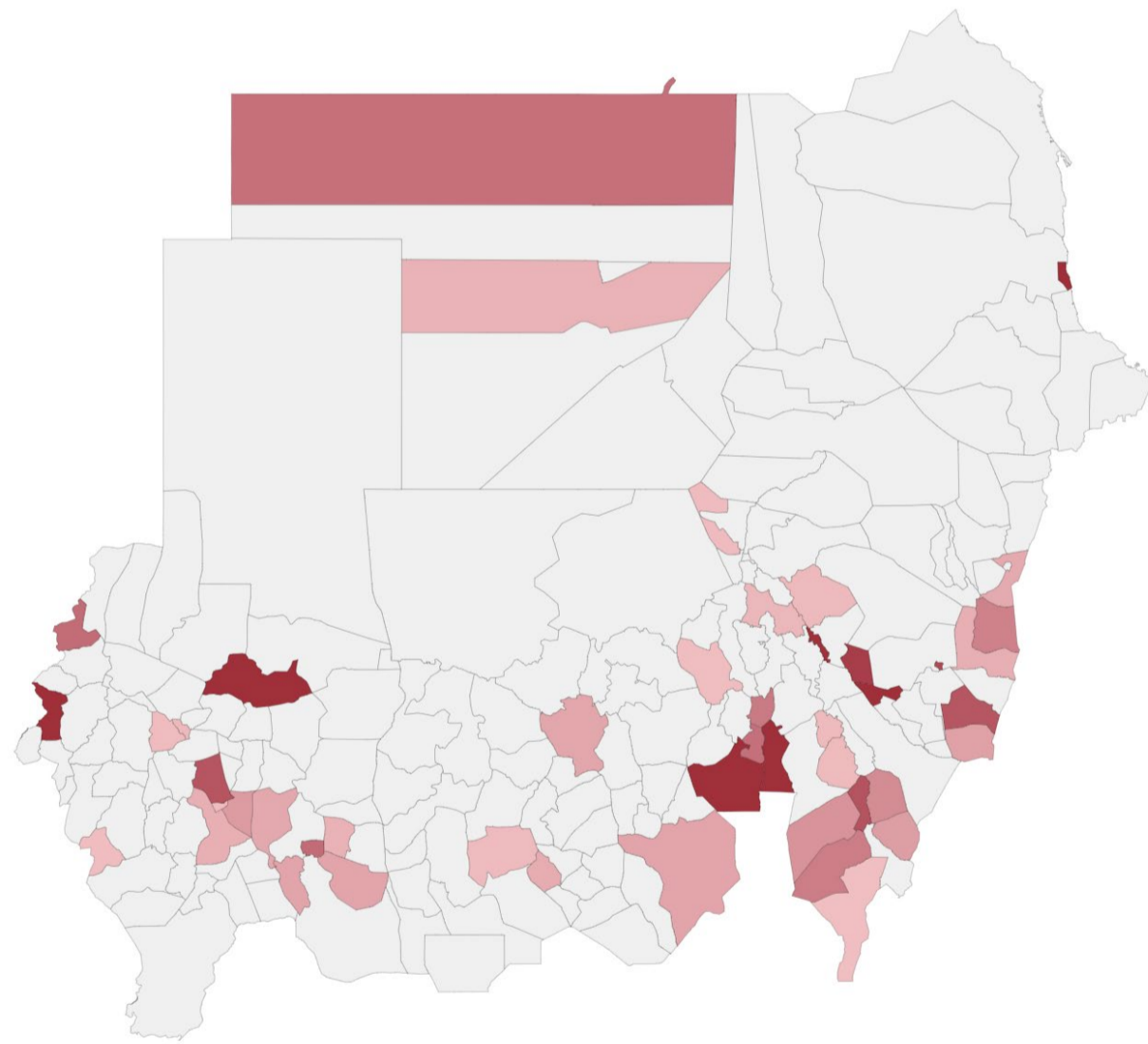
OCHA Sudan

www.unocha.org/sudan

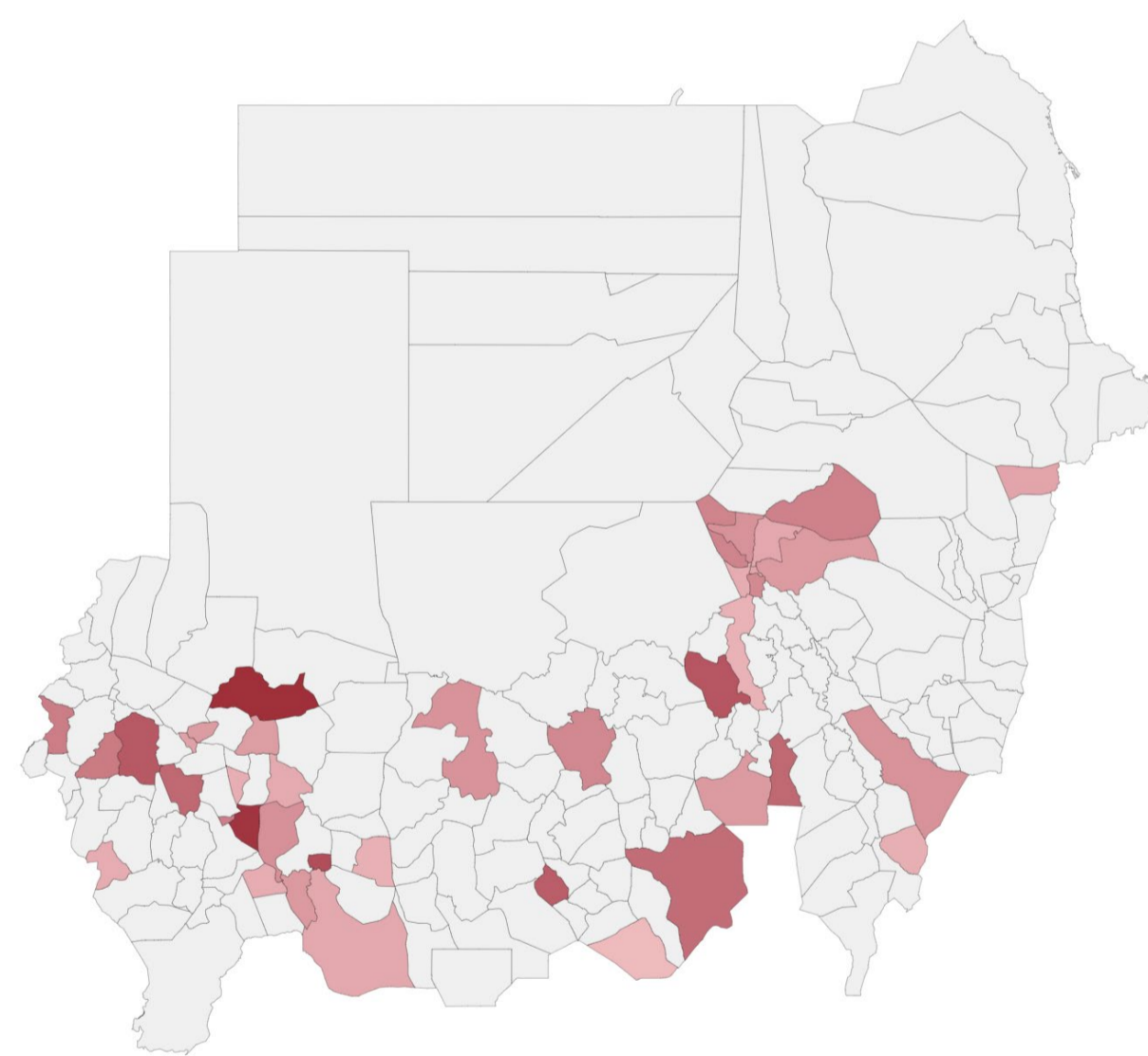
Visit the coordination calendar: www.humanitarianresponse.info/en/operations/sudan/events

Please do not reply to this email as this is a generic account, which is not monitored regularly. Refer to specific contact information in the email body for any enquiries. Thank you

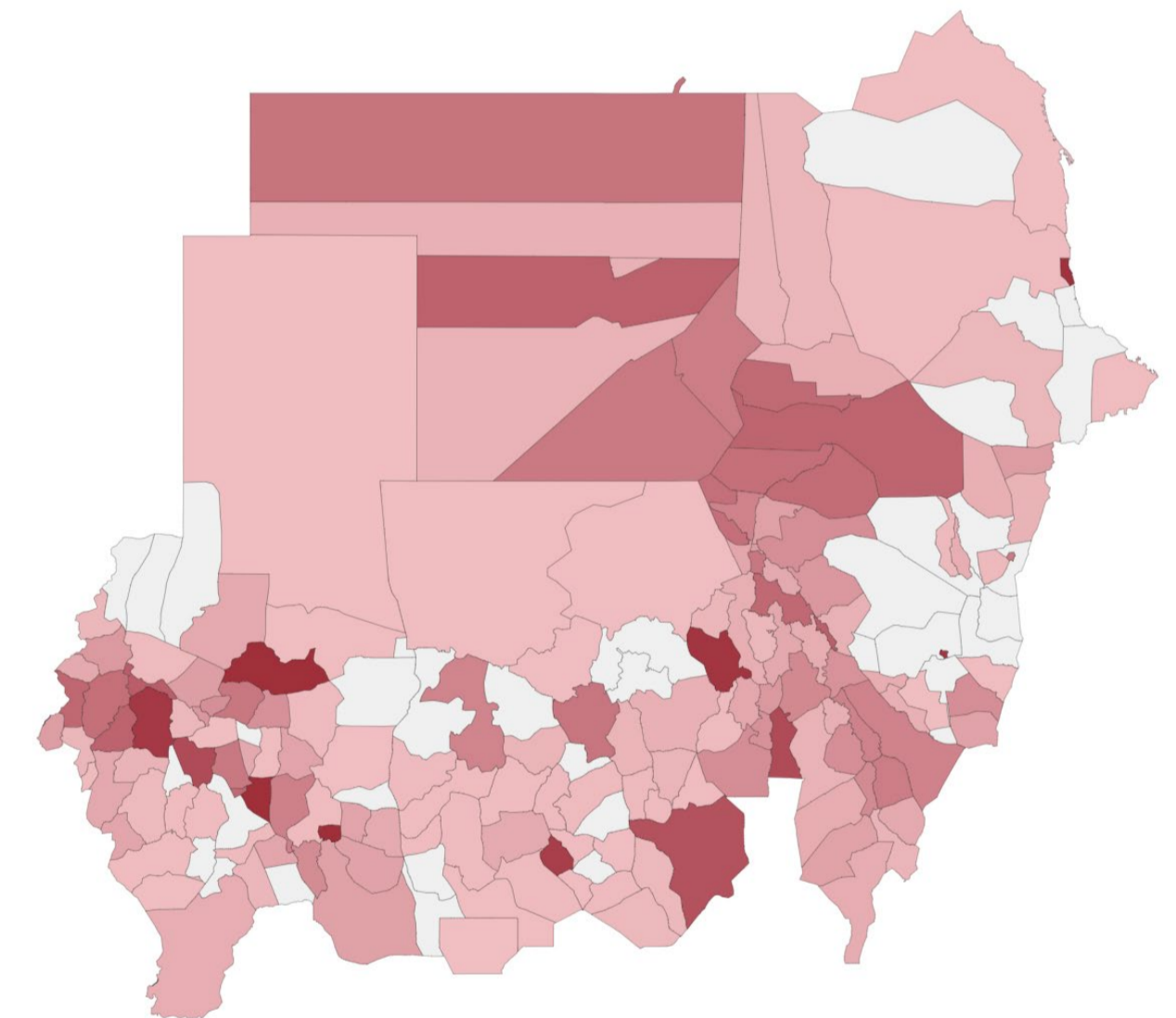
SNFI Cluster People Reached
April 15 - Present



OCHA Recommendation for
SNFI Cluster Target



Actual SNFI
Cluster Targets



How the overall target is calculated:

if severity 5 and priority 1	100%	of PIN
if severity 5 and priority 2	80%	of PIN
if severity 5 and priority 3	60%	of PIN
if severity 5 and priority 4	40%	of PIN
if severity 5 and priority 5	20%	of PIN
if severity 4 and priority 1	80%	of PIN
if severity 4 and priority 2	60%	of PIN
if severity 4 and priority 3	40%	of PIN
if severity 4 and priority 4	20%	of PIN
if severity 4 and priority 5	10%	of PIN
if severity 3 and priority 1	60%	of PIN
if severity 3 and priority 2	40%	of PIN
if severity 3 and priority 3	20%	of PIN
if severity 3 and priority 4	10%	of PIN
if severity 3 and priority 5	5%	of PIN

Percentage of PIN targeted: **25%**

PiN:
9.2 M

\$\$:
312 M

Target:
2.3 M

276 M

Indicator	NFIs In-Kind	NFIs Cash	Communal Shelter	Collective Centres	Tents	ESKs	Cash for Shelter	Cash for Rent	Site Development
IDPs	50%	50%	10%	10%	10%	20%	30%	20%	100%
Host Community	50%	50%	0%	0%	10%	20%	60%	10%	50%
Non-Displaced	50%	50%	0%	0%	10%	20%	70%	0%	50%

Population Group Prioritization:

IDPs	Host Community	Non-Displaced
100%	100%	50%

Sub-Sector Prioritization:

NFI	Shelter	Site Development
100%	50%	10%

#	Activity	Cost	% of Total	Target
1.	Provision of cash/vouchers for shelter repair or emergency shelter	64.2 M	23.29%	98,782
2.	Provision of cash/vouchers for NFIs	56,7 M	20.55%	226,562
3.	In-kind NFI kit distribution	45,3 M	16.44%	226,562
4.	In-kind Emergency Shelter Kit (ESK) distribution	29,5 M	10.69%	45,315
5.	Provision of cash/vouchers for rent	25,9 M	9.39%	32,352
6.	General site development	23,7 M	8.58%	36,387
7.	Tent distribution	14,7 M	5.34%	22,658
8.	Establishment of communal shelters	8,9 M	3.24%	13,724
9.	Rehabilitation of collective centres	6,8 M	2.49%	13,724

Presentation on Needs in Aj Jazirah Gathering Sites

Aseel Women's Organization
and Child Rights Watch

Internews Presentation

Social Media Landscape

Roundtable

on Achievements & Operational Plans

Objective: Ensure that our collective response efforts are well communicated to partners, donors, media and general audiences!

- **Achievements** – type of interventions, HH reached, locations, timeframe, etc.
 - **Challenges** – looting of supplies, access challenges, etc.
 - **Procurement** – quantities of stocks arriving to the country, type of stocks, timeframe, where will the stocks be prepositioned – particularly given the incoming flood season.
 - **Assessments** – e.g., needs assessments outlining specifics with respect to Shelter and NFI needs as well as market assessments on NFIs, shelter materials, or Cash for Rent.
 - **Context and impact** of interventions – e.g., any successes with respect to cash for rent, how is sustainability achieved, what about tenure security?
 - **Interventions in the host community** – with 67% of the population staying in host community – what has been achieved so far? Cash for shelter for the families hosting IDPs can be an option, or preselecting landlords to improve their housing in order for them to subsidize rent for IDPs – this can include negotiating longer-term tenure security.
 - **Etc.**
-

Shelter & NFI 2023 Monitoring Dashboard: Achievements from April 15

Month: Donor:

Sector:

81.8K

Overall Households Reached

"Overall Households Reached" represents the maximum number of households, at the locality level, that have received either NFI or Shelter assistance. This method is employed to prevent any potential double-counting.

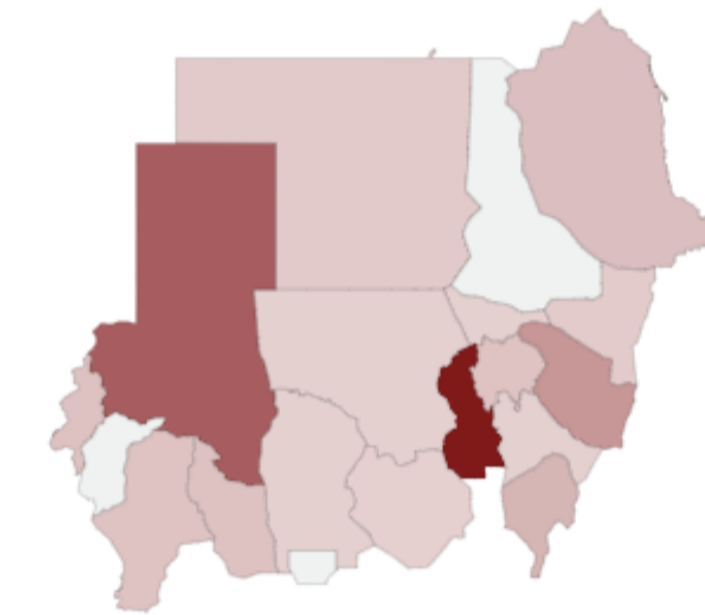
60%

Out of which with partial assistance


Organization:

State:

Household Reached by State

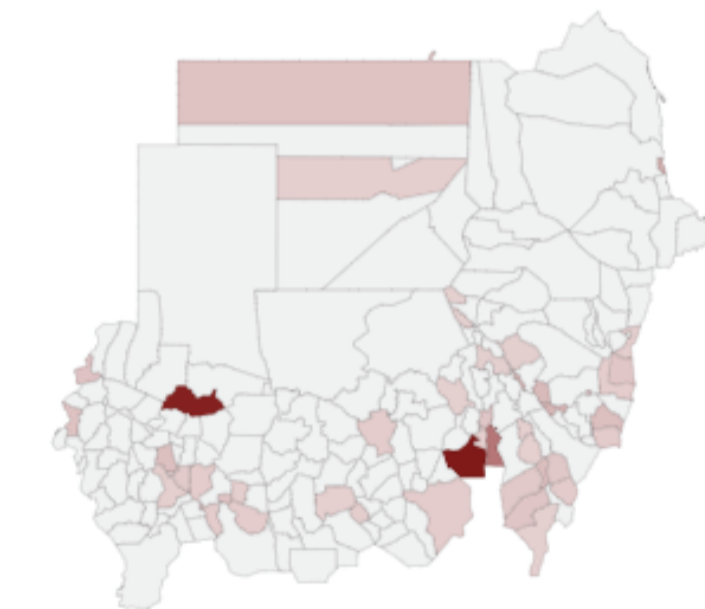


Household Reached by Response Type

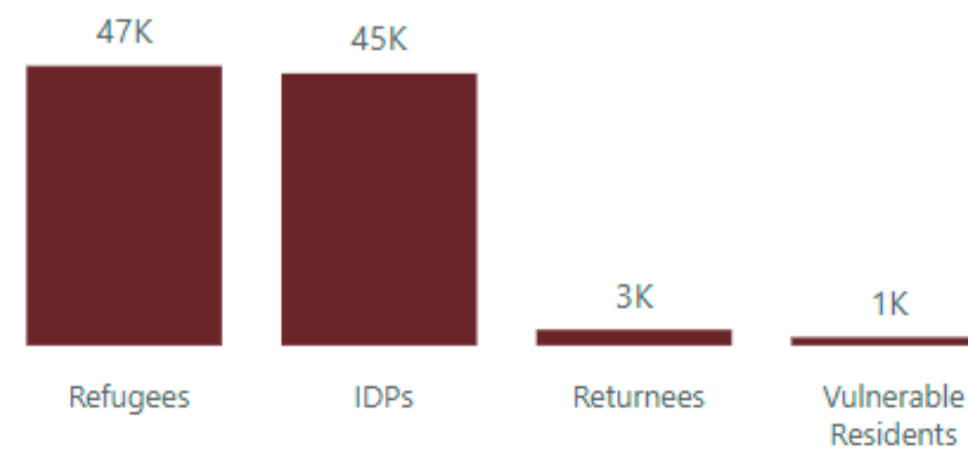


Locality:

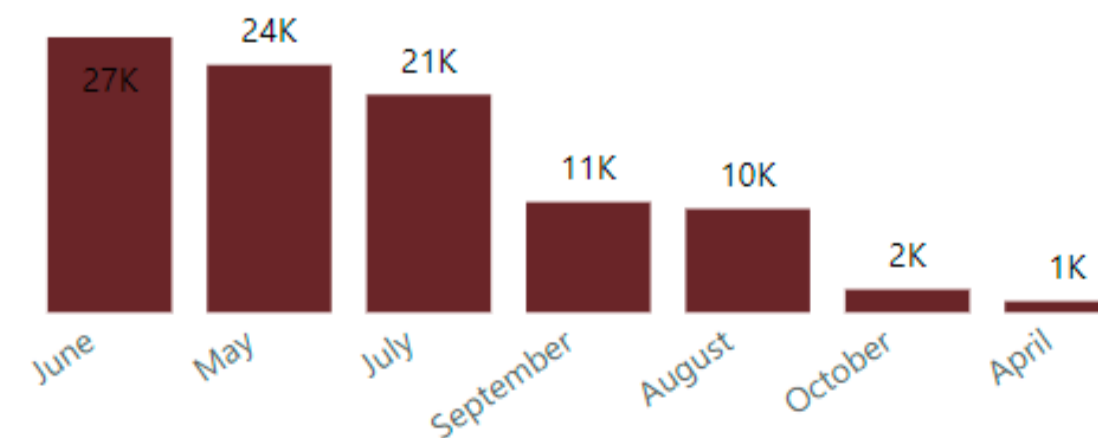
Household Reached by Locality



Sum of Households Reached by Population Type



Sum of Households Reached by Month



Figures reflected on this dashboard are subject to verification. Please contact us at SUDKHSNS@unhcr.org in case you have any feedback.



S/NFI Cluster Sudan
ShelterCluster.org
Coordinating Humanitarian Shelter

AOB
