




acted

Acted's ESK programming in Gaza

18/06/2025

AGENDA


- 1• Technical specifications
- 2• Procurement
- 3• ESK in South Gaza
- 4• ESK in North Gaza
- 5• Lessons learnt and next steps



acted



1. Technical Specifications



acted



1. Technical Specifications

SOK

Technical specifications	Unit	Quantity /Kit
Plastic film: Plastic film 0.3mm thick, up to 50 sqm per shelter. Minimum width 4 m	pcs	1
Tarpaulin: IFRC/IOM/UNHCR standard woven plastic (4 x 5m or 4 x 6m) or roll (4 x various m).	Pcs	4
Duct Tape: Extra heavy duty. Rubber adhesive, woven cloth and water-resistant polyethylene backing. 55mm x 25m roll	Roll	2
6mm Rope: Polypropylene (twisted) or Nylon (braided), diam. 6 mm. min, min. 3 strands	M	20
Printed IEC material: Showing best way to use SoK for sealing and emergency shelter	Pcs	1

Sealing Off Kit				
#	Item	Description	Unit	Qty
1	Plastic film	Plastic film 0.3mm thick, up to 50 sqm per shelter. Minimum width 4 m	sqm	50
2	Tarpaulin**	IFRC/IOM/UNHCR standard woven plastic (4 x 5m or 4 x 6m) or roll (4 x various m).	piece*	2
3	Duct Tape	Extra heavy duty. Rubber adhesive, woven cloth and water-resistant polyethylene backing. 55mmx25m roll	roll	2
4	6mm Rope	Polypropylene (twisted) or Nylon (braided), diam. 6 mm. min, min. 3 strands	m	20
5	IEC material	Showing best way to use SoK for sealing and emergency shelter	piece	1

1. Technical Specifications

Framing kits

Technical specifications	Unit	Quantity/Kit
Batten 50mm x 50mm (2.40 meters in length)	Pcs	25
7-8 cm Timber nails (Hot galvanised iron, for wood)	Kg	1
3-4 cm Timber nails (Hot galvanised iron, for wood)	Kg	1
6mm Rope: Polypropylene (twisted) or Nylon (braided), diam. 6 mm. min, min. 3 strands (20 meter for each Pcs)	Pcs	2
Printed IEC material: Showing best way to use ESK	Pcs	1

Framing Kit				
#	Item	Description	Unit	Qty
1	Batten 50 x 50	3m long*. Pine or fir tree wood of class C16	piece	22
3	40mm Timber Nails	Hot galvanised iron, for wood, 40mm, (1.1/2")	kg	0.5
4	75mm Timber nails	Hot galvanised iron, for wood, 7.5cm (3")	kg	0.5
5	3mm Rope	Polypropylene, diam. 3mm, minimum 3 strands, twisted	m	30
6	6mm Rope	Polypropylene, diam. 6mm, minimum 3 strands, twisted	m	30


1. Technical Specifications

Tool kits

Technical specifications	Unit	Quantity/Kit
Claw Hammer Carpenter type, 750g, wood handle	Pcs	1
Shovel Round point with Y handle, total length approx.1m	Pcs	1
Hoe With long handle, large type	Pcs	1
Handsaw For timber, 400mm blade	Pcs	1
Measuring Tape Tailor type, PVC coated polyester 20mm x 3m	Pcs	1
Bag Duffle type, coated polyethylene 100g/m ²	Pcs	1

Toolkit					
#	Item	Description	Unit	Qty	Ut. Cost USD
1	3mm Rope	Polypropylene, diam. 3mm, minimum 3 strands, twisted	m	30	0.2
2	12mm Rope	Polypropylene, diam. 12mm, minimum 3 strands, twisted	m	30	0.2
3	40mm Timber Nails	Hot galvanised iron, for wood, 40mm, (1.1/2")	kg	0.5	2.9
4	75mm Timber nails	Hot galvanised iron, for wood, 7.5cm (3")	kg	0.5	3.7
5	75mm Roofing nails	75mm (3"), hot galva. + rubber washer	kg	0.5	5.1
6	Claw Hammer	Carpenter type, 750g, wood handle	ut	1	5.8
7	Shovel	Round point with Y handle, total length approx.1m	ut	1	8.7
8	Hoe	With long handle, large type	ut	1	8.7
9	Mutt Hoe	Head only, 250x70mm, 0.7kg	ut	1	6.6
10	Handsaw	For timber, 400mm blade	ut	1	8
11	Shear	Straight, for metal sheet, semi-hard 1mm max., 255mm	ut	1	5.8
12	Tie Wire	Galvanised, diam. 1.5 mm, roll	m	25	0.2
13	Measuring Tape	Tailor type, PVC coated polyester, 20mm x 3m	ut	1	3.7
14	Needle	Stitching, curved, 127mm x 1.8mm, hole 1x7mm	ut	2	1.5
15	Bag	Duffle type, coated polyethylene 180g/m ²	ut	1	2.9

2. Procurement



acted

ZERO
EXCLUSION
CARBON
POVERTY

COGAT approval process


Egypt pipeline

Common ASU process, submitted dual use items pre-approval form with photos and detailed specifications. We were denied once and we re-submitted the form. We obtained approval the second time. We tried to use some donor advocacy (BHA) but have no indication whether it helped. Shipped through FR. Overall shipping timeline: **4 months**.

Jordan pipeline

UN2720 common process, submission of cargo for direct route. Request approval was much quicker. Overall shipping timeline: **4 weeks**.

3. ESK in South Gaza



acted



ZERO
EXCLUSION
CARBON
POVERTY

1- Targeting (site-level and household-level)

Rationale: 75% sites managed by Acted (SC eligibility & vulnerability criteria), 25% “emergencies within emergency” (blanket coverage)

Prioritisation: Households newly displaced (between 7-14 days) following IF attacks or displacement orders, without assets and/or access to shelter.

Site-level: Makeshift shelter sites (not UNRWA collective shelters, not partially damaged buildings), identified in coordination with the Shelter Cluster

Household-level: Once the target sites or areas in most need for the assistance are selected, then Acted (and partners) conduct a RNA and provide a long list of beneficiaries who are in need for the assistance. Acted MEAL and OPS teams verify the lists (or a sample) through site visits or via phone.

2- Implementation specifics

Community engagement and orientation prior to distribution:

Gaza Shelter TWG's ESK IEC materials were disseminated:

- as individual handouts with the ESK,
- printed as guidance at distribution sites,
- and handed out to Site Management Committees to share with households living in makeshift shelters who did not receive material support.

A Telegram channel was developed to streamline comms to all the SM committees, and share any relevant IEC with them (including links to the ESK installation videos), then to be shared with the IDPs.

IEC materials were found to be useful, some questions on relevance and helpfulness of IEC will be added to upcoming PDMs.

Distribution process:

From rented DPs close to the targeted sites. ACTED rents a number of distribution points across the Gaza strip.

3. ESK in South Gaza

Technical assistance:

In the South, Acted carried out a spot check call with some community leaders and a few households, asking them questions about the efficiency, quantity, and quality of the items, as well as how we could improve the distribution or the IEC materials.

Acted relies on engineers or carpenters who are resident in the site to provide technical support when needed. Once funding is secured, Acted will hire engineering officers to supervise and support the installation of ESKs.



3. ESK in South Gaza




A new shelter structure built with framing & tool kits

3. ESK in South Gaza



A new emergency shelter built with a full ESK

4. ESK in North Gaza



acted

ZERO
EXCLUSION
CARBON
POVERTY

4. ESK in North Gaza



1- Targeting (site-level and household-level)

Rationale: 100% “emergencies within emergency” (SC eligibility & vulnerability criteria)

Collaboration with partners: Acted could only import FK to North Gaza, and we collaborated with partners (HEKS-EPER, ACF, PARC, MA'AN) providing SOKs to make up a full ESK. Site and beneficiary selection, distributions and follow ups we conducted jointly.

Site-level: Makeshift shelter sites and partially damaged buildings, identified in coordination with the Shelter Cluster and in collaboration with partners.

Household-level: Once the target sites or areas in most need for the assistance are selected, then Acted (and partners) conduct a RNA and provide a long list of beneficiaries who are in need for the assistance. Acted MEAL team and partners verify the lists (or a sample) through site visits or via phone.

2- Implementation specifics

Community engagement and orientation prior to distribution:

Gaza Shelter TWG's ESK IEC materials were disseminated:

- as individual handouts with the ESK,
- printed as guidance at distribution sites,

IEC materials were found to be useful, some questions on relevance and helpfulness of IEC will be added to upcoming PDMs.

Distribution process:

The FK were distributed by Acted from rented DPs or WH close to the targeted sites. The SOK or tarps were provided by partners after making sure that the targeted beneficiaries had built the structure of the ESK using FKs.

Technical assistance:

Acted relies on partners' technical staff to provide technical support when needed. Once funding is secured, Acted may hire engineering officers to supervise and support the installation of ESKs.

4. ESK in North Gaza



Using the ESK to improve the shelter conditions inside a partially damaged building by fixing windows to improve safety, privacy and natural lighting and ventilation

4. ESK in North Gaza



Using the ESK to improve the shelter conditions inside a partially damaged building by constructing a wall with a window to improve safety, privacy and natural lighting and ventilation



4. ESK in North Gaza



Using the ESK to improve the shelter conditions inside a partially damaged building by constructing partitions to improve privacy

4. ESK in North Gaza



Using the ESK to improve the shelter conditions of a displaced household by constructing a new shelter near the family's demolished building

4. ESK in North Gaza



Using the ESK to improve the shelter conditions of a displaced household by constructing a new shelter near the family's demolished building



5. Lessons learnt and next steps



acted




ZERO
EXCLUSION
CARBON
POVERTY

5. Lessons learnt and next steps

Challenges and lessons learnt

- **Knots in timber** were found in the FKs, this was specifically the issue with timber from the Egypt pipeline rather than the Jordan pipeline – need to closely check samples during procurement and delivery.
- There was feedback from the beneficiaries that **nylon plastic sheets** are not of much use (for ESK use in temporary shelters), consider excluding plastic sheeting and include more tarpaulin in the ESKs.
- Some households were **cutting timber to create smaller members** (e.g. plates) for joints. We would recommend including **metal angles** for joinery to reduce the need to use timber for this. Currently it is possible to find small metal angles on the local market in Gaza. Angle brackets seem to have good value for money (strength and modularity). Alternatively, **flat brackets** may be a good asset for connecting beams and for repairs. Connecting parts made of **plywood** (pre-cut or not) might be worth exploring for ease of approval, building guides and repairs.
- Also, there is a need to add some **hinges** to be used for windows and doors.



5. Lessons learnt and next steps

Challenges and lessons learnt

- We are considering diversifying our FK package and providing a **mix of 5 x 5 cm and 5 x 2.5 cm battens** for future projects. This will improve the flexibility of the ESK package and reduce the overall volume of the FK for the same budget.
- Logistics considerations permitting, we would also **increase the number** of battens to up to 50 pieces per FK. The below analysis shows that the volume of FK for 100 HHs would reduce by mixing 5x5 and 5x2.5 for the same budget:

# HHs	# per kit	Width	Hight	Length	Total (M3)
Current Kit (100 HHs)					
100	25	0.05	0.05	2.4	15
Proposed kit (100 HHs)					
100	10	0.05	0.05	2.4	6
100	20	0.05	0.025	2.4	6
					12

- Acted relied on carpenters and engineers from the local community, or on partners' technical staff to support households with installation of ESKs. WE are looking at options around **cash for work** to support vulnerable households with installation in future programs.

5. Lessons learnt and next steps


Plans on Monitoring and follow up

Should the context allow, OSM / follow up visits will be conducted by Acted OPS & MEAL teams.

PDMs will be conducted by Acted MEAL team (preferably in person, otherwise via phone, depending on security context).



Questions?



acted

ZERO
EXCLUSION
CARBON
POVERTY