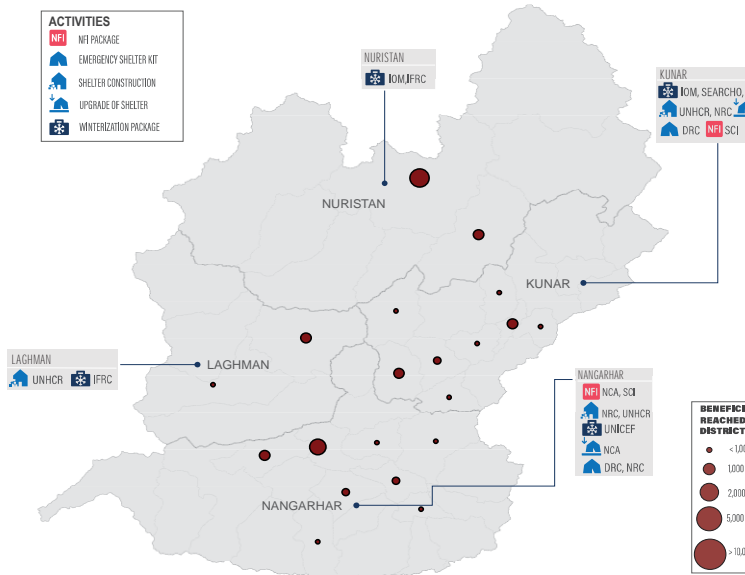


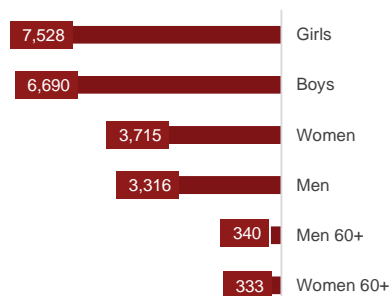
**21,922**

cumulative people reached from January-November 2023 through Shelter and NFI against 62,396 targeted



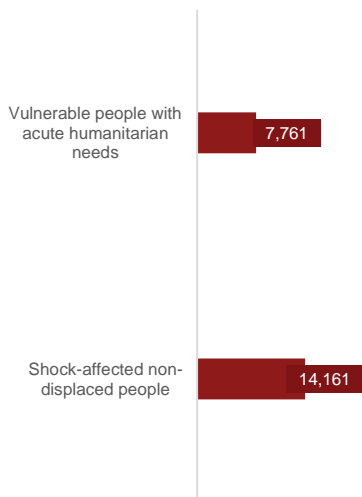
**AGE & GENDER BREAKDOWN**

53% of the population reached are women and girls, 65% are children



Women-headed Households: **58**

**BENEFICIARY TYPE**



**ES-NFI KEY INDICATORS**

Indicator	Actual	Target	Gap
# of people receiving basic household items (NFIs) to meet their immediate needs	1,577	37,394	38,971 (96%)
# of people receiving emergency shelter assistance, including through cash for rent support	0	9,980	9,980 (100%)
# of people whose shelter was upgraded allowing for safer and dignified living conditions (only for new beneficiaries during this reporting period)	2,991	36,657	39,648 (92%)
# of people receiving standard winterization package including through heaters and fuel, winter clothing, blankets or quilts.	13,183	27,364	40,547 (67%)
# of people receiving support to construct transitional shelters (only for new beneficiaries during this reporting period)	7,687	9,441	17,128 (55%)

**REPORTING MEMBERS**

DRC, IFRC, IOM, NCA, NRC, SCI, SEARCHO, UNHCR, UNICEF.

**PEOPLE REACHED PER MONTH**

