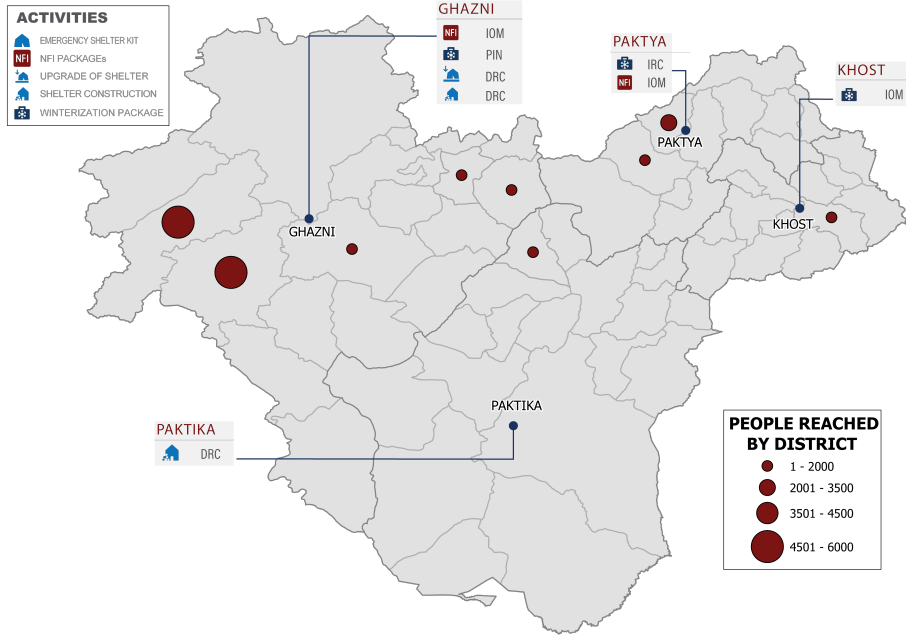
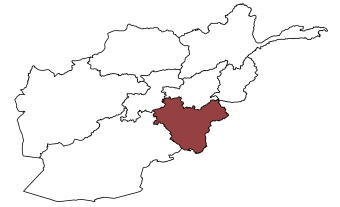


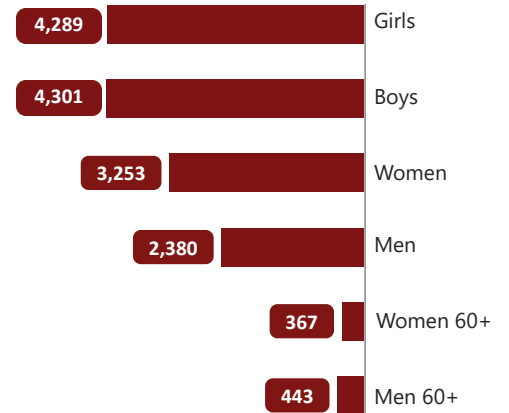
# 15,033

Cumulative people reached from January - March 2025 through Shelter and NFI (against **63,482** targeted)



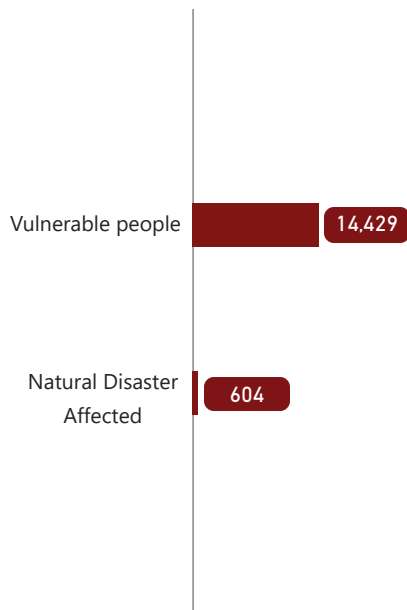
## AGE & GENDER BREAKDOWN

53% of the population reached are women and girls, 57% are children



Women headed Households: **405**

## BENEFICIARY TYPE



## ES-NFI KEY INDICATORS

# of people receiving basic household items (NFIs) to meet their immediate needs



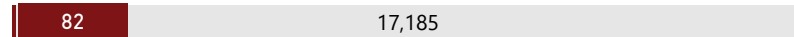
TARGET	GAP
24,380	97.2%

# of people receiving emergency shelter assistance, including through cash for rent support




20,645	100%
--------	------

# of people whose shelter was upgraded allowing for safer and dignified living conditions (only for new beneficiaries during this reporting period)



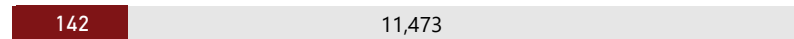
17,277	99%
--------	-----

# of people receiving standard winterization package including through heaters and fuel, winter clothing, blankets or quilts.



60,289	77%
--------	-----

# of people receiving support to construct transitional shelters (only for new beneficiaries during this reporting period)



11,615	99%
--------	-----

## REPORTING MEMBERS

- DRC
- IOM
- IRC
- PIN

## PEOPLE REACHED PER MONTH

