



Photo: D.Wong/UN-Habitat

Key facts

100 days into the response, Shelter Cluster partners have exceeded the target of reaching 300,000 households with emergency shelter materials. However, given that emergency shelter needs still exist in some areas, and the country's severe weather conditions additional distributions will continue to be necessary.

Shelter self-recovery is taking place at an impressive rate but most households lack building materials of sufficient quality as well as the technical know-how to build back safer.

The Cluster estimates that partners will only be able to reach 205,000 of the targeted 500,000 households with support for shelter self-recovery.

Cluster strategy and objectives

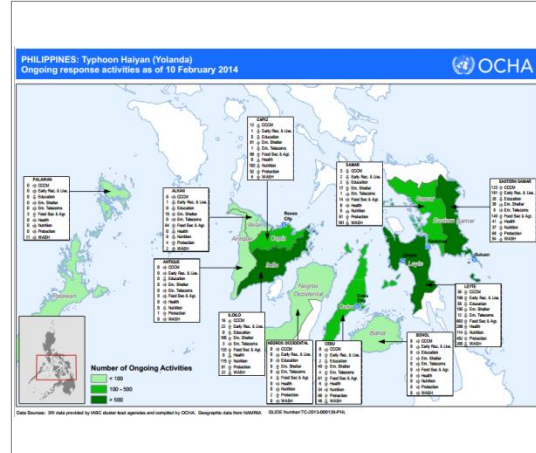
According to the Shelter Cluster Strategy and the humanitarian Strategic Response Plan, Shelter Cluster partners have planned to provide immediate life-saving emergency shelter with supporting NFI solutions for 300,000 typhoon affected households and intend to provide support for shelter self-recovery through incremental housing solutions (incl. tools, materials, trainings, cash etc.) for 500,000 households. Finally, Shelter Cluster partners are planning to support the building of community-level capacity to rebuild or repair housing damaged by the typhoon. These objectives should be achieved by 8 November 2014.

Context and response

Nine of the Philippines' 17 administrative regions have been affected, including some of the country's poorest areas. Response by international humanitarian organizations has been substantive. The government has substantial capacity and experience dealing with tropical cyclones and government departments are leading all Clusters, with international organizations co-leading. For the emergency phase, the government has agreed to take on a shelter caseload of 600,000 households. The long term plans are outlined in the government's "Reconstruction Assistance on Yolanda" (RAY) plan.

Challenges

- The lack of good quality building materials slows the shelter response and prevents households from building back safer
- Lack of clarity around the government's relocation plans make it difficult to plan shelter assistance for people living in the proposed no-dwelling zones.
- Shelter Cluster partners needs to improve targeting of households based on vulnerability, rather than geography.



Key figures

- Total affected population:** 14,121,613
- Cluster target population:** 500,000 HH
- Total houses destroyed:** 548,793 units
- Total houses damaged:** 578,248 units
- Funding needs (mio USD):** 178.0
- Est. funds available (mio USD) :** 113.0 (63%)

Emergency Shelter:

	HH	Target	%
Tarpaulines or tents	497,365	300,000	166%
Blankets & Mats	371,218		
Kitchen sets	98,924		

Support for Self Recovery of Shelter:

	HH	Target	%
Durable roofing solutions*	58,032	500,000	12%
Supplementary hardware interventions**	270,969	500,000	54%

*This includes roofing material distributions, core shelters, transitional shelters, or cash sufficient to allow roof replacement.

**This includes timber or wall materials, toolkits and small cash amounts to allow purchase of additional hardware items.

Cluster:

Cluster lead agency	DSWD (Gov)
Co-lead	IFRC
Nbr of cluster partners	74
Nbr of staff dedicated to the cluster	16
Nbr of sub-national clusters	5

Key Dates

- Landfall : **8 November 2014**
- Activation of Cluster : **Open-ended activation**
- Deployment : **Nov. 6, prior to typhoon impact**
- Handover : **No later than October 2014**
- GLIDE: TC-2013-000139-PHL

Contact details :

Cluster coordinator : James Shepherd-Barron
Email : Coord.Phil@sheltercluster.org
Phone: +63 908 401 1218

Global Cluster coordinator : Graham Saunders
Email : graham.saunders@ifrc.org
www.sheltercluster.org

Needs, response and gap

	Needs				Response			Gap
	(A) # Affected HH	(B) #HH Self-recovered*	(C=A-B) #HH Still affected	(D=) HH Targeted by Cluster	(E) #HH to be assisted by Govt.	(F) #HH to be assisted by humanitarian actors (confirmed funds)	(G) #HH served	(H =D-E-F) #HH not yet funded
NFIs	400,000	120,000	280,000	300,000	N/A	391,618	391,618	0
Emergency Shelter	1,220,000	338,112	788,929	300,000	N/A	497,365	497,365	0
Long-term shelter	1,220,000	338,112	788,929	500,000	N/A	142,332	58,032	357,668

*estimated as 30% by baseline shelter cluster assessment

Estimated budget gap : 65 million USD

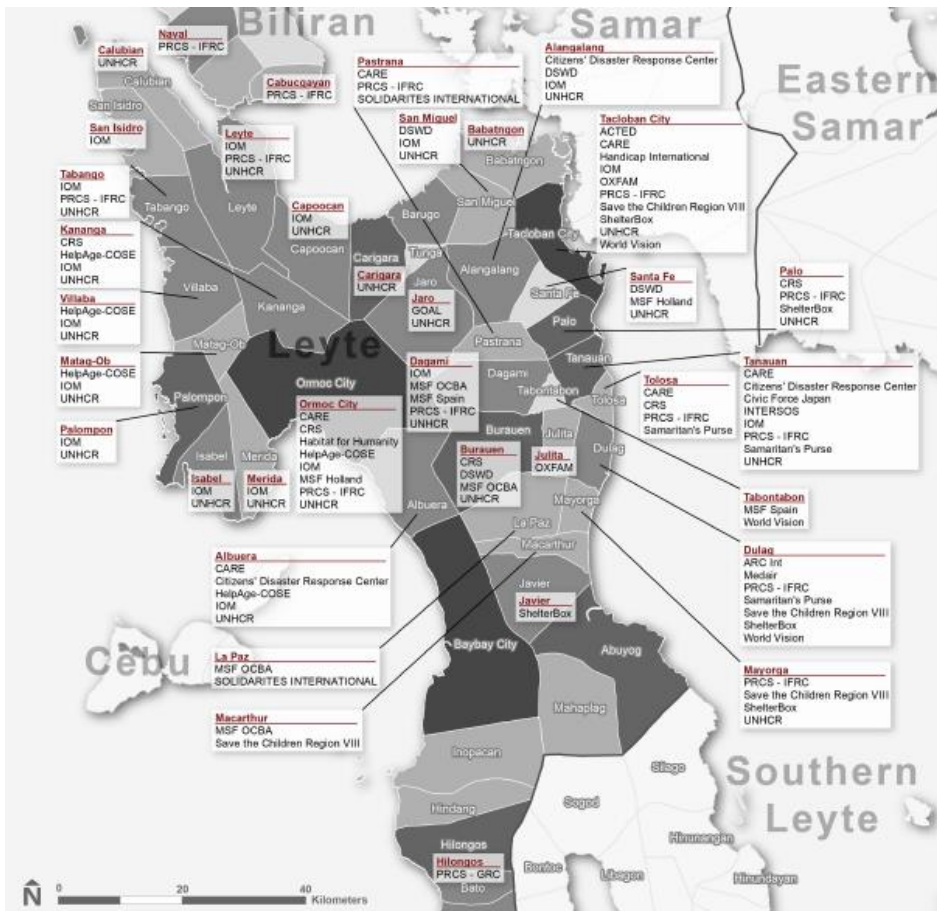
Shelter solutions

	Tarp	Tent	Roofing materials	Transitional /core shelters	Households with access to toolkits	Cash**
Households	464,959	32,406	54,509	2,014	171,099	1,509

**Cash programming considered to be sufficient to allow the replacement of roofing : 10,00 PHP or above.

Map : Who is doing what where in shelter

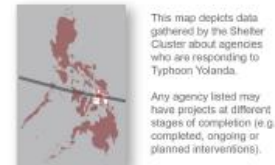
More maps available are at : <http://bit.ly/1dStgfn>



Emergency Shelter Activities by Municipality (Leyte)

3W map summary

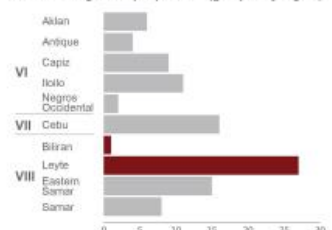
Produced February 10, 2014



Who What Where (3W) information on shelter activities represents agency information reported to the Shelter Cluster by February 9, 2014. If your agency's information is missing or out of date, please contact us at reporting.phil@sheltercluster.org

Emergency Shelter refers to the distribution of tarpaulins (1 or 2 per household), plastic sheeting or tents.

Number of agencies per province (grouped by region)



Total Number of Houses Damaged

1 - 2,500 5,001 - 10,000 > 20,000
 2,501 - 5,000 10,001 - 20,000 Out of Area

Damage density is a proxy indicator for the proportion of damage based on a 2013 projected population, estimated average household size (4.7) and estimated households damaged (DSWD).

Data Sources: DSWD (DSWDMC damage data), OCHA (person), Shelter Cluster Partners.

The location and use of coordinates, and names and associated data shown here do not imply endorsement or acceptance by the Shelter Cluster.

Shelter Cluster Philippines
 ShelterCluster.org
 Coordinating Humanitarian Shelter

Cluster leads:



Partners of the Shelter Cluster:

As there are more than 70 Cluster partners, there is not enough space to list them all. Please go to <http://haiyansheltercluster.org> for more information.