

Global overview of Shelter Cluster Responses

Q1 2025 Snapshot

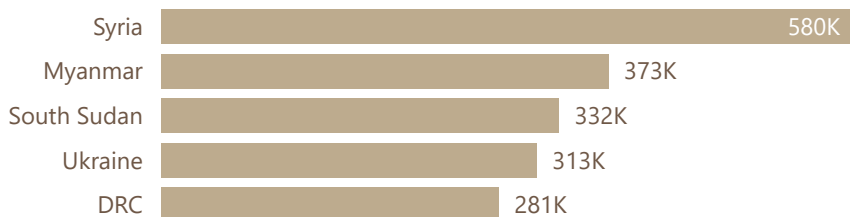
In December 2024, the Global Shelter Cluster (GSC) compiled all 5W indicators used by national Shelter Clusters and Sectors to develop a standardized list. Once this list was harmonized, a mapping exercise was conducted with each national Shelter Cluster to integrate the standard indicators into their respective 5W reporting tools. The GSC then consolidated the 5W data received for the first quarter of 2025 into a master dataset, enabling an initial analysis of the overall scope and nature of the Shelter responses.

This factsheet presents the first global overview based on the GSC standardized 5W indicators. By grouping each indicator under broader Shelter categories and the Shelter Severity Classification (SSC) three pillars, the GSC is now able to track Shelter responses more consistently across countries and to provide a clearer understanding of the type and scale of activities implemented by Shelter Cluster partners. The data presented here is based on the following reporting sources:

# countries*	# partners	# activities	# locations
24	230	10K	627

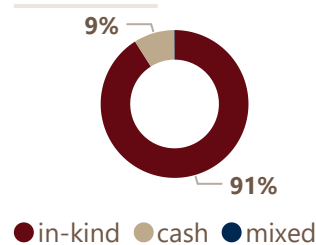
During the first quarter of 2025, Shelter assistance reached **4.5 million households (16% of the target)**. The largest numbers of households reached were reported in Syria, South Sudan, Ukraine, and Afghanistan and Sudan National Shelter Clusters.

National Shelter Clusters with highest # of hh reached



Shelter Cluster partners focused primarily on distributing essential household items, followed by emergency shelter support, winterization assistance, energy-related support, and site planning. Most of the assistance (91%) was delivered in-kind, while the rest was provided through cash-based interventions.

% of hh reached, by modality

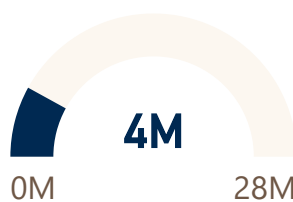


So far, only **6% of required funding has been received (compared to 13.5% in Q1 2024)**, severely limiting the sector's ability to respond to the needs of **28 million targeted people**, out of 84 million in need of Shelter and Essential Household Items. This significant shortfall puts millions at risk of not accessing adequate shelter and essential household items at a critical time.

Funding progress

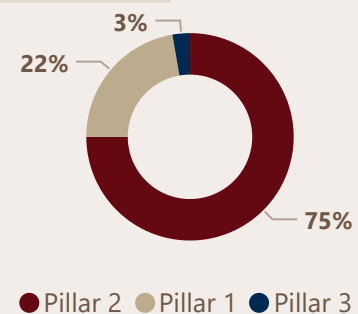


HH reach progress

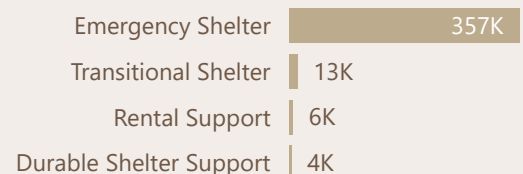


Linking the Shelter Clusters partners' responses to the Shelter Severity Classification

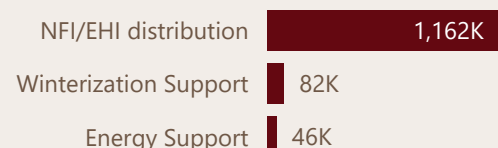
% of hh reached, by SSC pillars



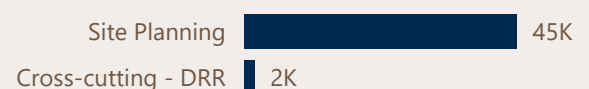
of hh reached by activities improving their shelter and protection from external threats (Pillar 1)



of hh reached by activities improving their living conditions inside the shelter (Pillar 2)



of hh reached by activities improving access to services and infrastructure (Pillar 3)



*No activities implemented in Q1 in el Salvador neither in Nepal, 5W reports missing from Bangladesh, Central African Republic and Niger