

Bacdu waa in loo xiro ama loo hagaajiyo si adag. Xarig ayaa loo isticmaalaa bacda (plastic sheet) in loogu hagaajiyo siyaabo kala duwan



Dhagax gali gudaha bacda (plastic sheet)

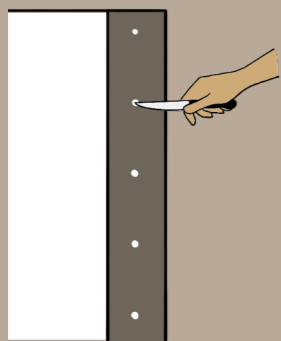


Ku xidh xadhiga gudaha

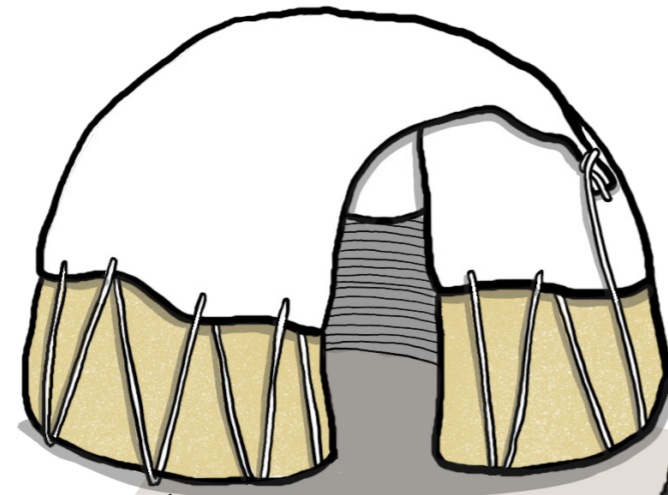


Ama xadhigga gali qaybta adag ee bacda (plastic sheet)


Bacda (plastic sheet) waxey leedahay qaybo adag (reinforcement band) kuwaas oo loo isticmaali karo in si wanaagsan loogu hagaajiyo bacda



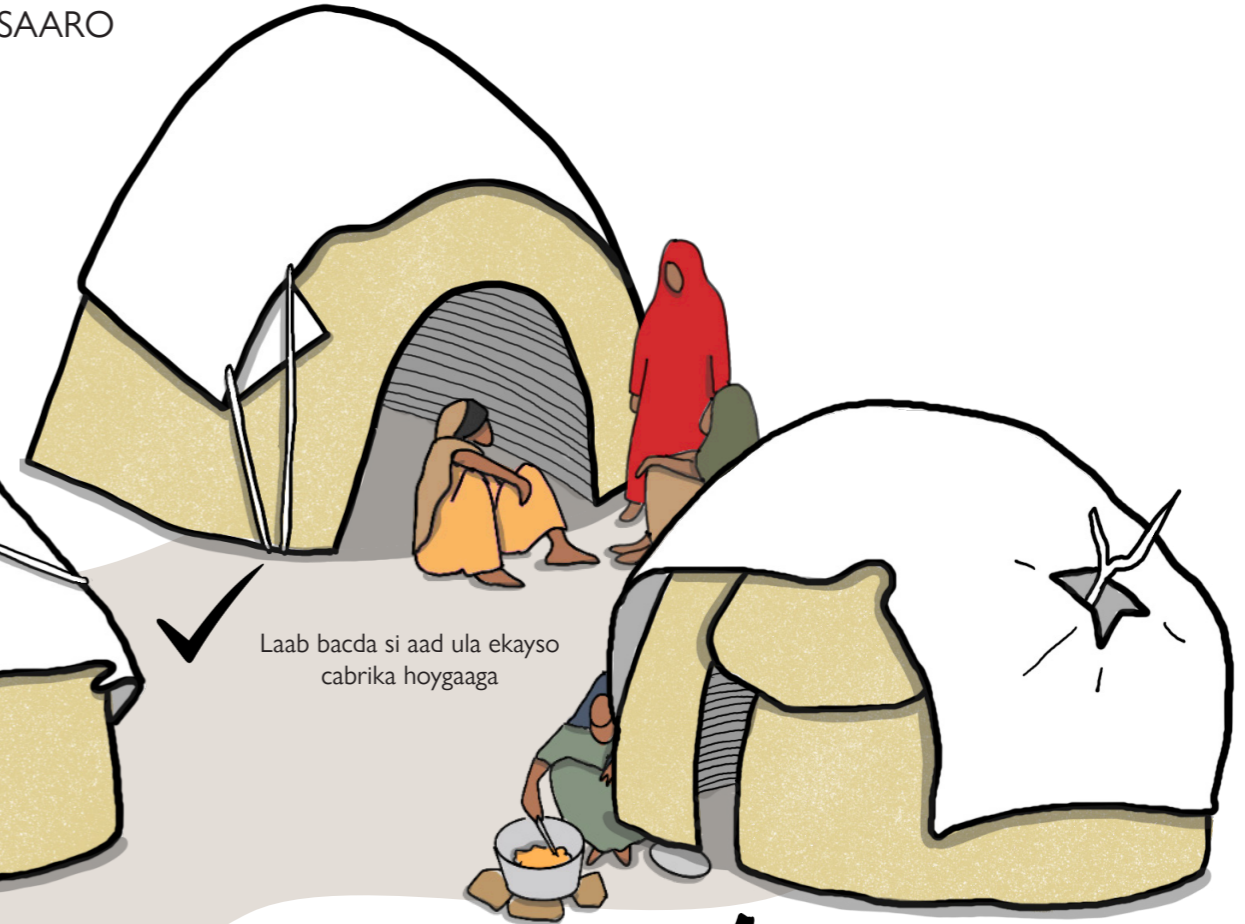
BACDA (PLASTIC SHEET) WAXAA LOO ISTICMAALI KARAA IN LA SAARO HOYGA KU MEEL GAARKA AH (EMERGENCY SHELTER)



Ka adkee bacda (plastic sheet) dhowr meel oo kamid ah qaybta adag ee bacda (Reinforcement band)



Xadhigga saar bacda dusheeda Kaddibna ku adkee dhulka




Laab bacda si aad ula ekayso cabrika hoygaaga

Ka ilaali bacda (plastic sheet) wax kasto oo mudi karo, tani waxey sababi kartaa in bacdu dilaacdo



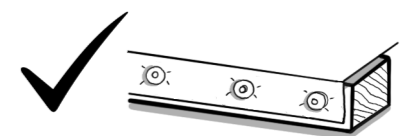
HADDII AAD ISTICMAALEYSO MASAAMIIR(NAILS) SI AAD BACDA UGU ADKEYSO

Ha sameyn



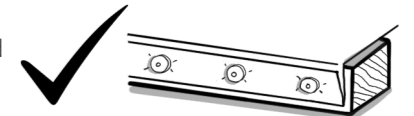
Haku dhejin meel udhow Bacda geeskeeda

Samee

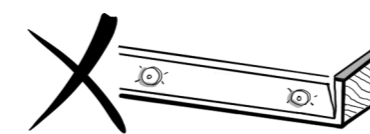


Ku laab alwaax ka hor inta aadan

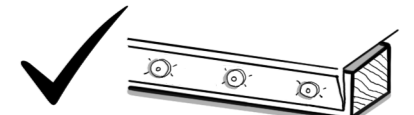
Taa beddelkeeda, waxad sameysa...



Haddii aad awoodo, kuduub bacda alwaax kahor inta aad hagaajin



Ha kala fogeyn



Udhexeysii, 6"-12" qayb