

## Critical Shelter Upgrade in Kilo 18, Latifyah, Baghdad – September 2022



Credit: IOM



### NEEDS ANALYSIS

As per the IOM-led DTM report, **1.18 million IDPs** and **4.97 million Returnees** have been identified across the country, from Jan 2014 to Jun 2022.

The number of IDPs continues to decrease (from 2.6 million as of Dec 2017 to 1.18 million as of July, 2022); while the numbers of returnees has increased (from 3.2 million, end of Dec.2017 to 4.97 million, end of July 2022).

- 15% of those IDPs are in camps, while 76% are currently in private settings (in rented accommodation or with host families); 9% remain in critical shelter arrangements (unfinished/abandoned building; school/religious buildings and informal sites).
- 95% of the returnees are in their habitual residence, 4% live in critical shelter arrangement such as informal sites, unfinished and abandoned buildings, schools, religious structures, while 1% in private settings.

### CURRENT CLUSTER INTERVENTIONS

Out of the overall SNFI Cluster target of **310,673** individuals, **36,068 (42.18%)** have been assisted with **NFI kits**; **8,266 (3.67%)** have benefited from **shelter interventions**:

Population Group	Total targeted	NFI Kit	Shelter Intervention
In Camps	42,817	9,353	421
Out of Camps	81,059	21,826	5,644
Returnees	186,797	4,889	2,201

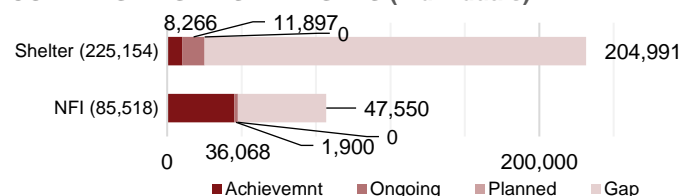
### GAPS / Constraints and Key Critical Issues

The overall SNFI gap analysis based on partners achievements and planned/ongoing activities within the Priority Districts:

Population Group	Shelter Target	Shelter Needs	NFI Target	NFI Needs
In Camps	29,171	28,750	13,645	4,292
Out of Camps	50,463	44,819	30,596	8,770
Returnees	145,520	143,319	41,277	36,388

- Partners' presence: some partners in the central and south area stopped their activities due to a lack of funding which affects the delivery of assistance to people in need.
- Access constraints: Partners have reported number of checkpoints requiring additional approvals from military commanders and to report their activities to authorities through unauthorized channels. Coordination with OCHA in country is ongoing to resolve those
- Funding limitation continues to greatly hamper partners' response / implementation of identified activities.

### COVERAGE AGAINST TARGETS (Individuals)



### CLUSTER TEAM (please see details on the [country page](#))

#### National Coordinator

Michele Ghelli | [coord.iraq@sheltercluster.org](mailto:coord.iraq@sheltercluster.org)

#### National Technical and Liaison Officer

Aziz Abultimman | [snrmatassot.iraq@sheltercluster.org](mailto:snrmatassot.iraq@sheltercluster.org)

#### Information Management Unit

Mohamed Ahmed | [ahmohame@unhcr.org](mailto:ahmohame@unhcr.org)

#### Sub-National Coordinators

Aziz Abultimman | [snrmatassot.iraq@sheltercluster.org](mailto:snrmatassot.iraq@sheltercluster.org)

Omar Mhaidi | [coord4.iraq@sheltercluster.org](mailto:coord4.iraq@sheltercluster.org)

### KEY DATES

The outbreak of violence between Iraqi security forces and armed groups in January 2014 triggered ten significant waves of displacement: pre-June 2014, June-July 2014, August 2014, post September 2014, post April 2015, post March 2016, post 17 Oct. 2016, July 2017, January 2019 and January 2020.

Cluster activation date: January 2014

### KEY DOCUMENTS

- Technical Support and Design Guidance – NFI
- Technical Support and Design Guidance – Shelter
- Information Management Products & Related Datasets
- Assessments Datasets and Reports
- Meetings Minutes and Related Presentations
- SNFI COVID-19 Response Publication Index

### KEY LINKS

- Iraq SNFI Cluster Page on the Global Cluster Website
- War damage shelter repairs Dashboard
- Iraq: 2021 Humanitarian Response Plan - Summary
- Country page on Relief Web

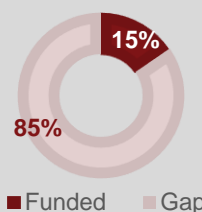
### KEY FIGURES

**9** Partners  
Operational Presence

**0.53 M / 0.31 M**  
People in need / targeted

### FUNDING PROGRESS – 2022 HRP

Shelter Cluster has received below funding through the HRP funding mechanism for March 2022.



HRP Total funding required:

**\$47.4 M**

HRP Total funded:

**\$7.3 M**

Source: Financial Tracking System (FTS)

**Strategic Objectives One:** ACUTELY VULNERABLE IDPS IN CAMPS, OUT OF CAMP IDPS AND RETURNEES ARE SUPPORTED TO LIVE IN SAFETY AND DIGNITY

**1.1: Support access to specialized protection services and maintenance of camp minimum standards for acutely vulnerable IDPs in camps to ensure safe environments at both family and camp level** - Most vulnerable conflict-affected people benefit from improvement of emergency shelter through enhanced safety, dignity, privacy, shielding them from harsh weather conditions helping them overcome the additional vulnerability caused by substandard dwellings.

Beneficiary type	Activity	Target (Indv.)	Achievements (Indv.)	%
IDPs in camp	Non-Food Item (NFI) kit distribution - In-Kind	13,645	9,353	69.1%
	In-camp shelter maintenance	29,171	421	1.4%

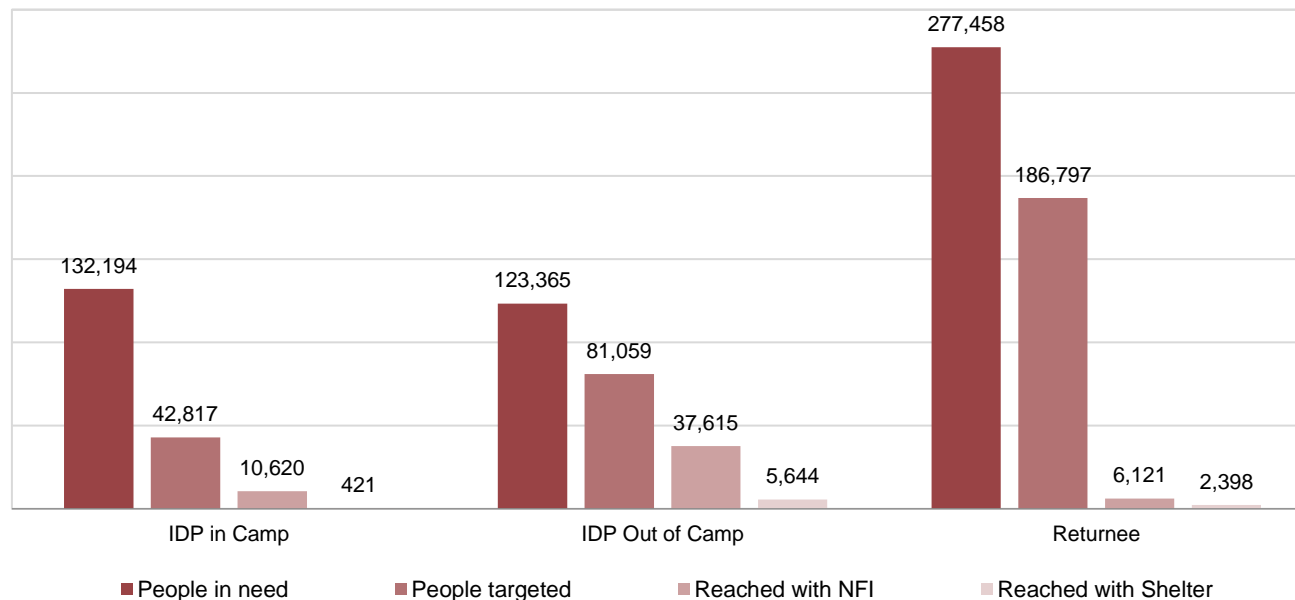
**Strategic Objectives One:** VULNERABLE IDPS IN CAMPS, ACUTELY VULNERABLE OUT-OF-CAMP IDPS AND RETURNEES ARE SUPPORTED TO ESTABLISH LIVES IN SAFETY AND DIGNITY


**1.2: Support access to specialized protection services and community based interventions for acutely vulnerable out of camp IDPs to address risks to their safety and wellbeing** - Most vulnerable conflict-affected people benefit from improvement of critical shelter through enhanced safety, dignity, privacy, shielding them from harsh weather conditions and tenure security, helping them overcome the additional vulnerability caused by substandard dwellings.

Beneficiary type	Activity	Target (Indv.)	Achievements (Indv.)	%
IDPs out of Camp	Non-Food Item (NFI) Kit Distribution (Cash or Voucher)	14,473	741	5.1%
	Non-Food Item (NFI) Kit Distribution (In-kind or Service Delivery)	16,123	21,085	130.8%
	Critical Shelter Upgrades (In-kind or Service Delivery)	35,026	5,644	16.1%
	Critical Shelter Upgrades (Cash or Voucher)	5,921	0	0%
	Cash for Rent (Cash or Voucher)	9,517	0	0%
Returnee	Non-Food Item (NFI) Kit Distribution (Cash or Voucher)	4,646	0	0%
	Non-Food Item (NFI) Kit Distribution (In-kind or Service Delivery)	36,631	4,889	13.3%
	Critical Shelter Upgrades (In-kind or Service Delivery)	71,982	2,111	2.9%
	Critical Shelter Upgrades (Cash or Voucher)	55,619	90	0.2%
	Cash for Rent (Cash or Voucher)	17,919	0	0%

## Cluster overall achievements

People in need, targeted and reached per beneficiary groups



Cluster	Coordinator Co-Facilitator	Government Counterpart	Organizations	Location(s) of HRP interventions
 <b>S-NFI CLUSTER</b>	UNHCR IOM	<b>Ministry of Migration                      and Displacement                      (MoMD),                      DMCR and JCC in KRI</b>	<i>12 Partners have reported in Activity info since January.</i>  This includes 9 partners reporting on HRP 2022 achievements, 3 partner have also reported Non-HRP achievements	2 partner operating in KR-I, 8 partners operating in Centre & South

Iraq Shelter and NFI Cluster Online Dashboard can be found here (2022): <https://www.sheltercluster.org/iraq/iraq-shelter-and-nfi-cluster-online-dashboard>