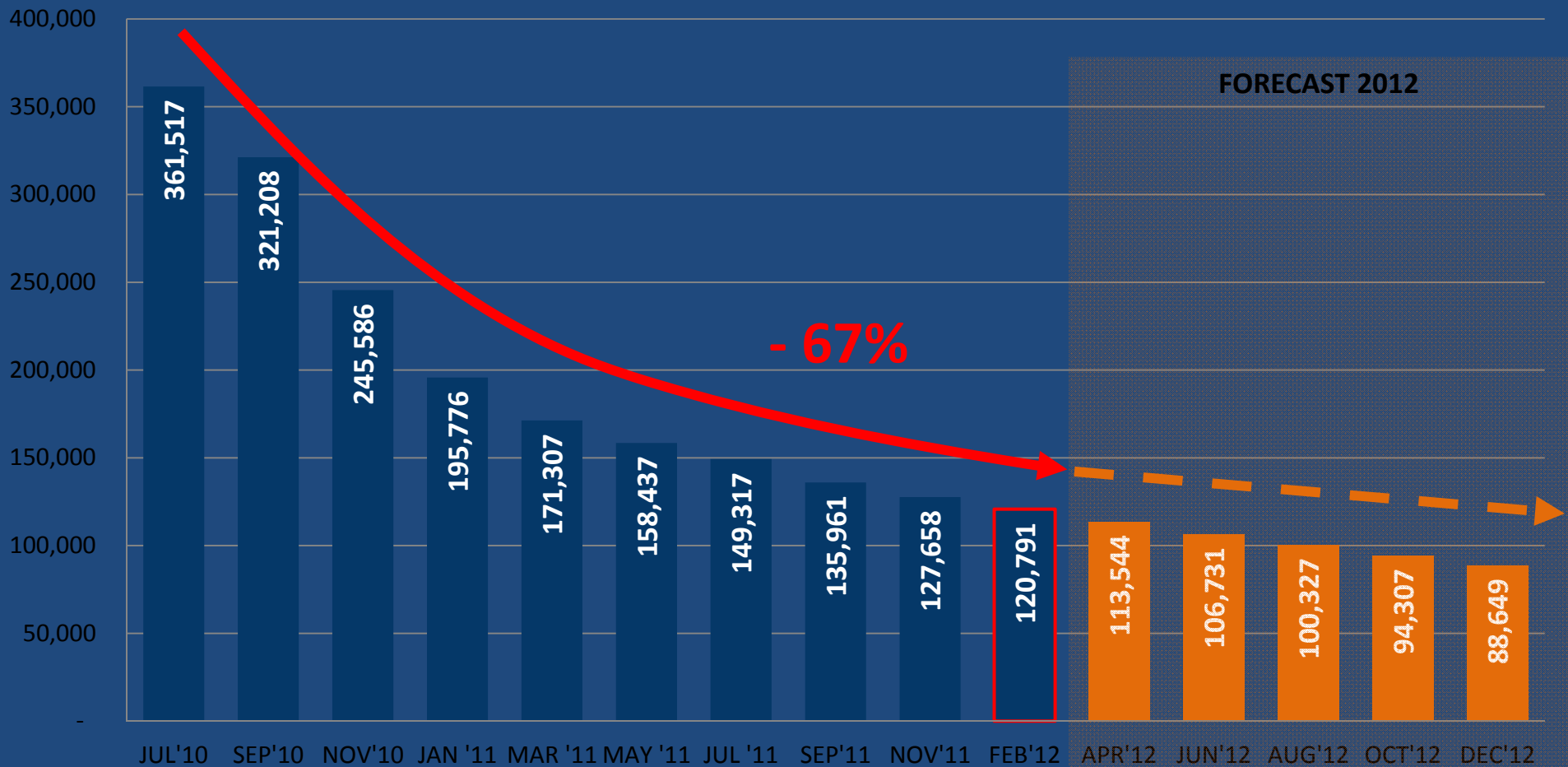


Update on the T-Shelter and other housing solution progresses

Cluster Meeting – March 2012

Current situation: camp population 1 – March 2012 & Forecasts (Displacement tracking matrix)

Forecast: Average evolution estimated of families in camps for 2012 (-6% every two months)



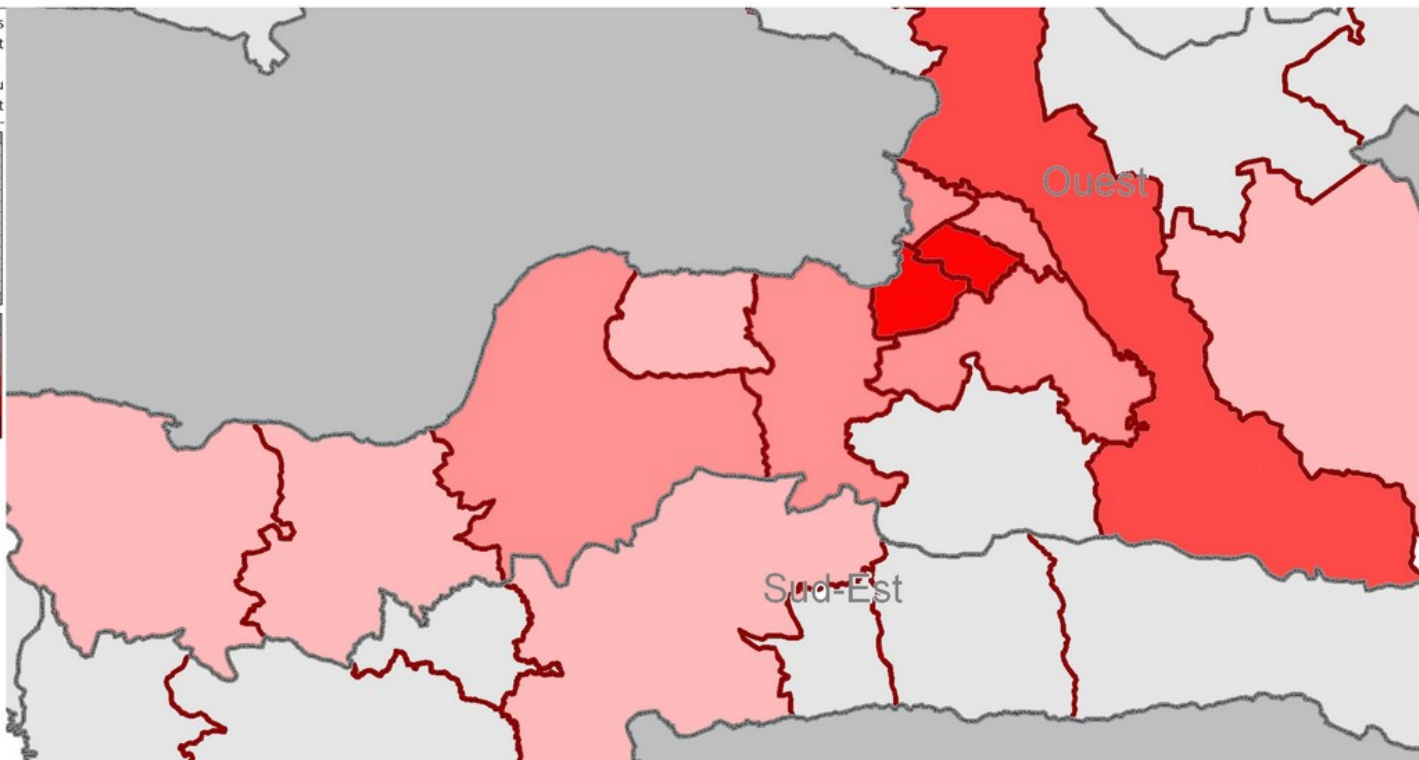
Current situation: camp population 2 – March 2012 & Forecasts (Displacement tracking matrix)

Nombre de familles dans les camps par commune: février 2012 (dtm)

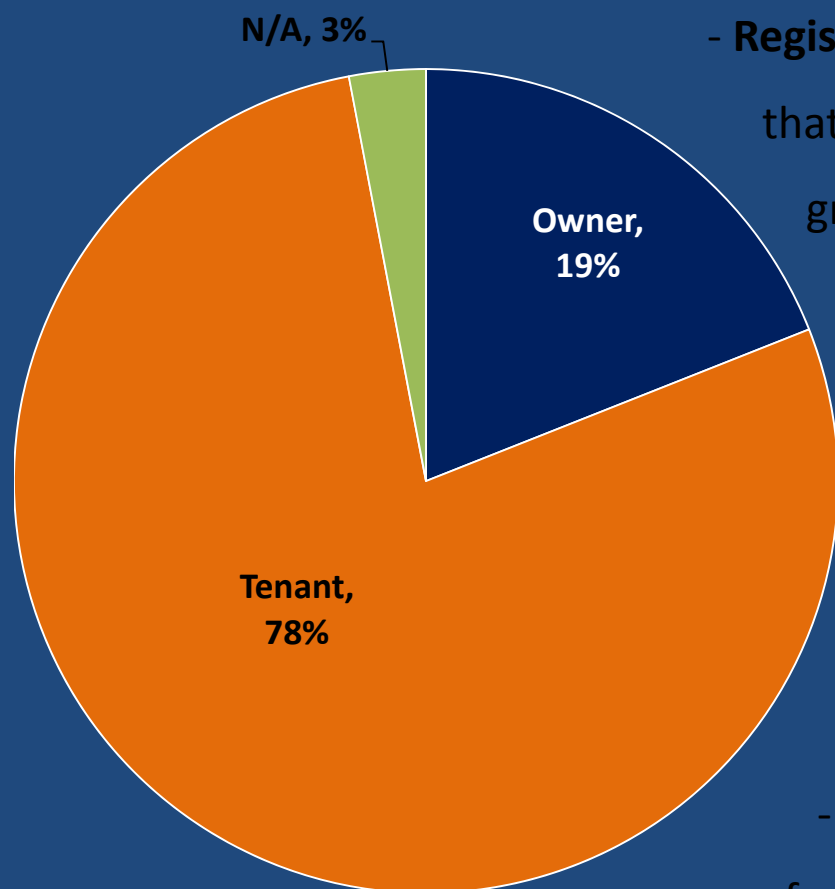
Carte produite par le cluster abris et CCCM. Pour tout changement ou information, contactez;
- djusselme@iom.int ou
- eshelter-cccmhaiti@iom.int

COMMUNES	# CAMPS	FAMILLES CAMPS
CARREFOUR	84	8 002
CITE SOLEIL	23	3 508
CROIX-DES-BOUQUETS	41	16 440
DELMAS	140	41 612
GANTHER	1	27
PORT-AU-PRINCE	139	32 976
TABARRE	60	7 394
PETION-VILLE	53	7 640
GRAND-GOAVE	9	184
GRESSIER	20	401
JACMEL	7	828
LÉOGANE	44	2 072
PETIT-GOAVE	39	307
TOTAL	660	120 791

Familles des camps	Légende
1 à 1 000	[Lightest Red]
1 001 à 10 000	[Light Red]
10 001 à 25 000	[Medium Red]
25 001 à 50 000	[Dark Red]
50 001 et plus	[Darkest Red]



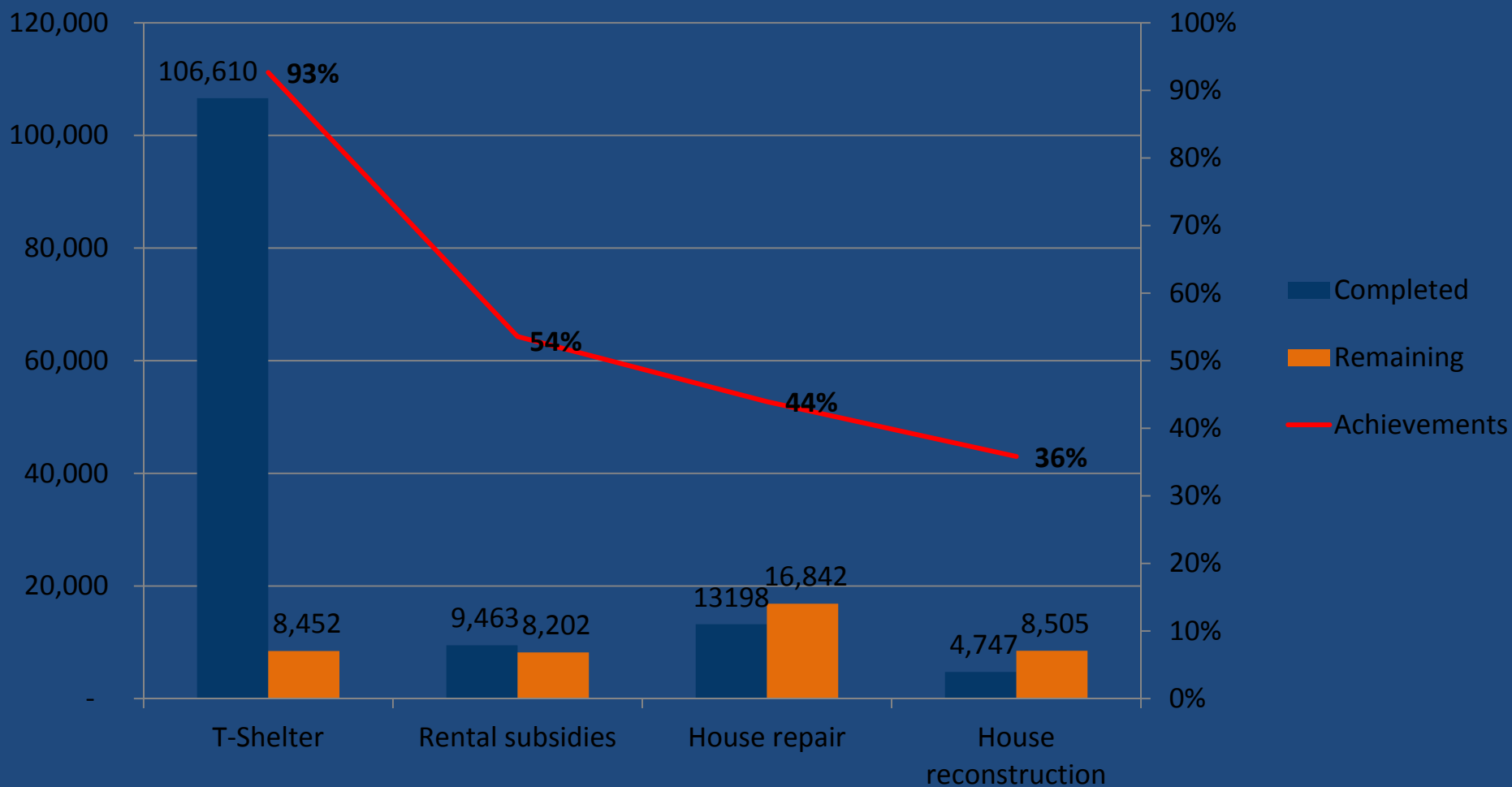
Current situation: camp population 3 – March 2012 (Displacement tracking matrix and Cluster WASH&DINEPA survey))



- **Registration:** 50% of the population use to live houses that are now red, 18% in yellow houses and 4% in green houses. 28% N/A.
- 90% or 592 sites were established in January 2010.
- **DINEPA&WASH cluster survey:** out of 463 camps 49 water points listed .
- 20% of these water points have the required quantity of chlorine.
- One latrine for 111 persons living in camps.
- 4% of sites have adequate hand-washing facilities (with water and soap).

Progress and achievements – March 2012 (Cluster Information Management Unit)

Shelter & housing progress – Mar 2012

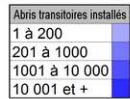


Zone Métropolitaine Port-au-Prince - Abris transitoires installés/ONG - Mars 2012

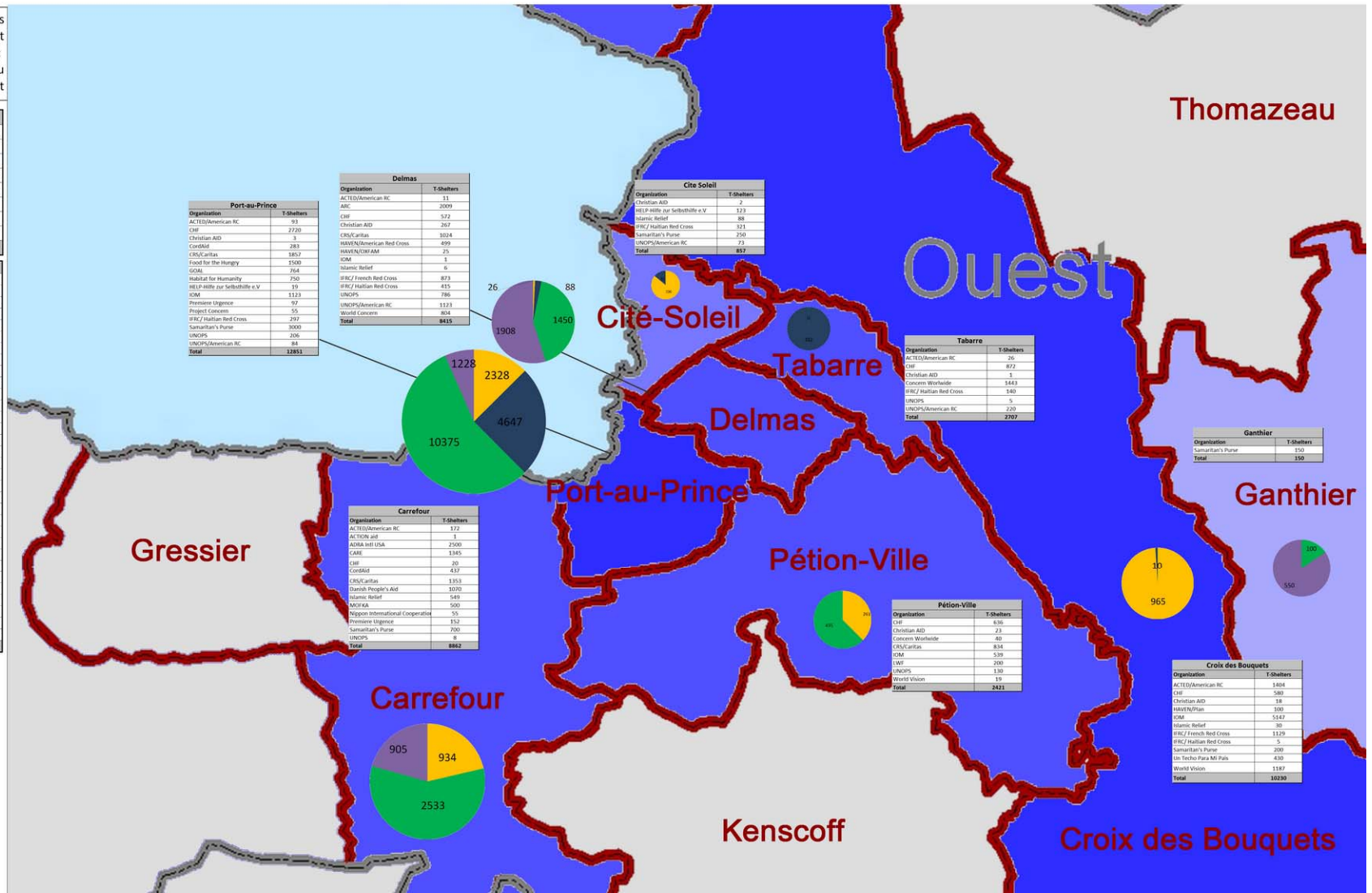
Carte produite par le cluster abris et CCCM. Pour tout changement ou information, contactez; - djusselme@iom.int ou - eshelter-cccmhaiti@iom.int

ABRIS INSTALLES	
CARREFOUR	8 862
CITE SOLEIL	857
CROIX DES BOUQUETS	10 230
DELMAS	8 415
GANTHIER	150
PETIONVILLE	2 421
PORT-AU-PRINCE	12 851
TABARRE	2 707
TOTAL	46 493

ABRIS INSTALLES PAR ONG	
ACTED/American Red Cross	1 708
ADRA Intl USA	2 500
ARC	2 009
CARE	1 345
CHF	5 400
Christian AID	314
Concern Worldwide	1 483
CordAid	720
CRS/Caritas	5 068
Danish People's Aid	1 070
Food for the Hungry	1 500
GOAL	764
Habitat for Humanity	750
HAVEN/American Red Cross	499
HAVEN/OXFAM	25
HAVEN/Plan	100
HELP-Hilfe zur Selbsthilfe e.V	142
ICM	6 810
Islamic Relief	673
LWF	200
MOFKA	500
Nippon International Cooperation	55
Premiere Urgence	249
Project Concern	55
IFRC/ French Red Cross	2 002
IFRC/ Haitian Red Cross	1 178
Samaritan's Purse	4 300
Un Techo Para Mi Pais	430
UNOPS	1 135
UNOPS/American Red Cross	1 500
World Concern	804
World Vision International	1 206
TOTAL	46 492



IASC Inter-Agency Standing Committee
HAITI E-SHELTER/CCCM CLUSTER



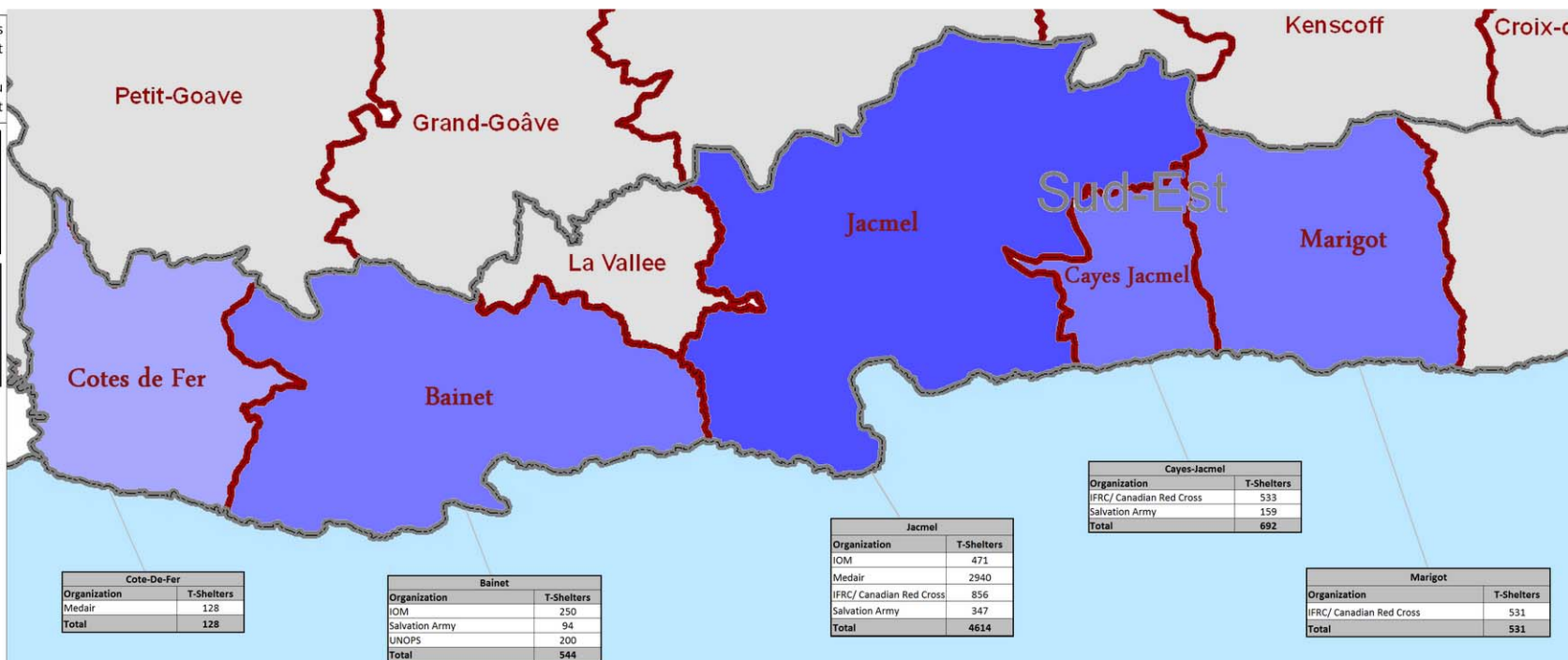
Sud-Est - Abris Transitoires - Mars 2012

Carte produite par le cluster abris et CCCM. Pour tout changement ou information, contactez:
- djusselme@iom.int ou
- eshelter-cccmhaiti@iom.int

ABRIS INSTALLES PAR ONG	
IOM	721
Medair	3068
IFRC/ Canadian Red Cross	1920
Salvation Army	600
UNOPS	200
TOTAL	6509

ABRIS INSTALLES	
Bainet	544
Cayes Jacmel	692
Cotes de Fer	128
Jacmel	4614
Marigot	531
TOTAL	6509

LEGENDE	
1 à 200	
201 à 1000	
1001 à 10 000	



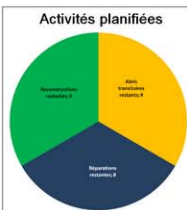
Région des Palmes - Abris transitoires installés - Mars 2012

Carte produite par le cluster abris et CCCM. Pour tout changement ou information, contactez;
 - djusselme@iom.int ou
 - eshelter-cccmhaiti@iom.int

ABRIS INSTALLES PAR COMMUNE	
Grand Goave	3484
Gressier	4387
Léogâne	29281
Petit Goave	5322
TOTAL	42 474

ABRIS INSTALLES PAR ONG	
ACTED	2 053
Acts of Mercy	100
ADRA Europe network	1 235
Architecte de l'Urgence	400
ASB	300
CARE	605
CARE/Cordaid	600
CHF	1 995
Christian AID	25
Cordaid	1 902
CRWRC	2 779
GIZ	3 203
GOAL	983
Habitat for Humanity / American Red Cross	1 500
Habitat for Humanity / ERRF	472
Handicap International/American Red Cross	971
Handicap International/DFD	50
HELP-Hilfe zur Selbsthilfe e.V	59
IOM	3 045
IRD	2 500
LWF	275
IFRC/ Swiss Red Cross	598
IFRC/ Canadian Red Cross	4 225
IFRC/ German Red cross/ Austrian Red Cross	2 342
IFRC/ Haitian Red Cross	174
IFRC/ Netherlands Red Cross	174
IFRC/ Norwegian Red Cross	700
IFRC/ Spanish Red Cross/ Haitian Red Cross	3 110
Samaritan's Purse	5 500
TearFund	311
Welthungerhilfe	21
TOTAL	42 474

Abris transitoires installés	
1 à 200	1
201 à 1000	1
1001 à 10 000	1
10 001 et +	1



Petit-Goave	
Organization	T-Shelters
ADRA Europe network	1235
ASB	300
CHF	295
Handicap International/American RC	855
Handicap International/DFD	27
HELP-Hilfe zur Selbsthilfe e.V	60
IOM	1502
IFRC/ Haitian Red Cross	174
IFRC/ Netherlands Red Cross	174
IFRC/ Norwegian Red Cross	700
Total	5322

Grand-Goave	
Organization	T-Shelters
CordAid	1086
Handicap International/American RC	116
Handicap International/DFD	23
IOM	838
Samaritan's Purse	1400
Welthungerhilfe	21
Total	3484

Léogâne	
Organization	T-Shelters
ACTED	2053
Acts of Mercy	100
CARE	605
CARE/Cordaid	600
CHF	1700
CordAid	816
CRWRC	2779
GIZ	1957
Habitat for Humanity / American RC	1500
Habitat for Humanity / ERRF	472
HELP-Hilfe zur Selbsthilfe e.V	266
IOM	705
IRD	2500
LWF	150
IFRC/ Swiss Red Cross	598
IFRC/ Canadian Red Cross	4225
IFRC/ German Red cross/ Austrian Red Cross	1876
IFRC/ Spanish Red Cross/ Haitian Red Cross	3110
Samaritan's Purse	3018
TearFund	251
Total	29281

Gressier	
Organization	T-Shelters
Architecte de l'Urgence	400
Christian AID	25
GIZ	1246
GOAL	983
LWF	125
IFRC/ German Red cross/ Austrian Red Cross	466
Samaritan's Purse	1082
TearFund	60
Total	4387

