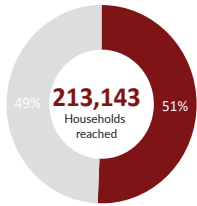


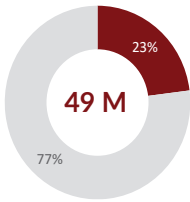
### KEY FIGURES



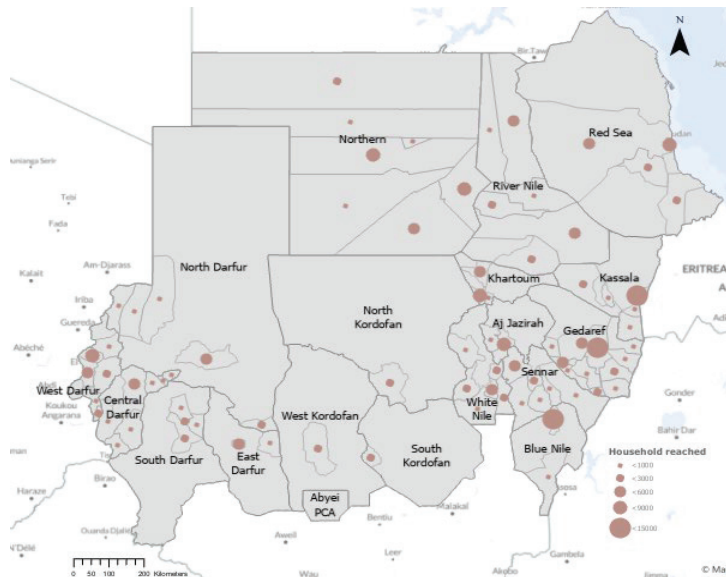
Cumulative households reached from January 2024 to October 2024 through shelter or Non Food Items activities against 420810 households targeted

### FUNDING REQUIREMENT

Data are collected from Financial tracking system (FTS). Shelter Cluster has received so far USD 49M.



### RESPONSE MAP (PEOPLE REACHED PER LOCALITY)



The data, boundaries and names and the designations used on the map do not imply official endorsement or acceptance by Shelter Cluster Sudan

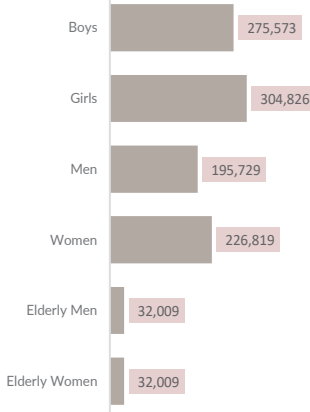
**1,066,965** Individuals reached with Shelter or NFI assistance

**96%** of overall assistance provided through in-kind modality

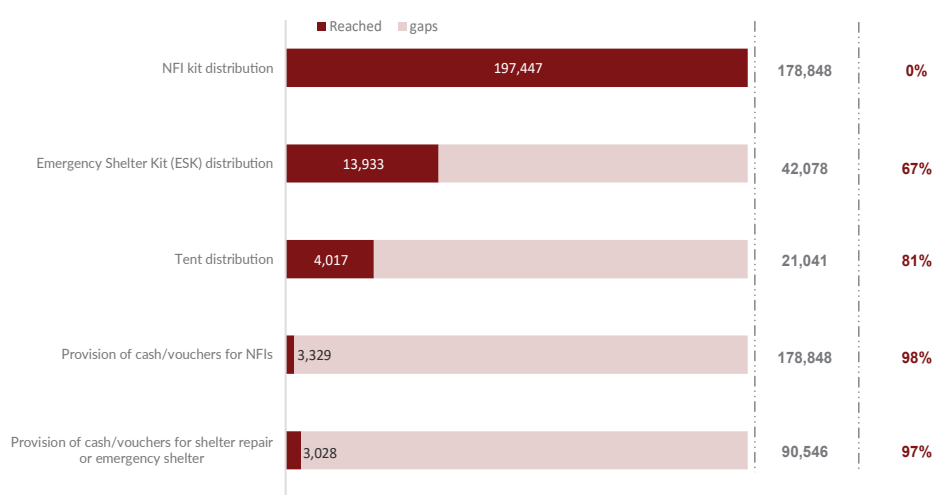
**90%** of overall assistance provided to beneficiaries covers NFI needs

**81%** Households beneficiaries of NFI or ESK received full kit while 19% received partial kits

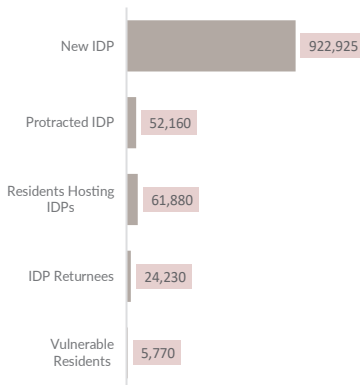
### AGE & GENDER DISAGGREGATION (Individuals)



### KEY ACTIVITIES ( Gaps are calculated according to 2024 HPC target )




### BENEFICIARIES TYPE (Individuals)



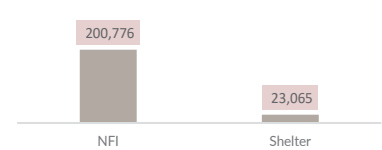
### HOUSEHOLD REACHED PER MONTHS (TREND)



### RESPONSE CATEGORY (Household)



### RESPONSE SECTOR (Household)



Thanks to our reporting partners :



For copies or information regarding specific data source and methodology: [im.sudan@sheltercluster.org](mailto:im.sudan@sheltercluster.org)

Data sources : Shelter Cluster Database ActivityInfo

CREATION DATE : 11/11/2024