

**Overview**

The Mozambique Shelter Cluster sustained its conflict response in June 2025, reaching 10,887 households across affected areas, particularly in Cabo Delgado. The response was driven by strong partner engagement, with UNHCR (23%), NRC (20%), and SCI (18%) contributing the largest share of beneficiaries. These coordinated efforts reflect a continued commitment to delivering life-saving shelter and NFI assistance to vulnerable populations impacted by ongoing displacement.

However, progress remains constrained by significant funding gaps. Against a target of 156,000 people, only 44,867 individuals (29%) have been reached so far. Funding stands at USD 1.2 million, representing just 4.9% of the total USD 24.8 million required, limiting the scale and consistency of operations. This is also reflected in fluctuating monthly reach, with a peak in May followed by a decline in June, indicating operational and resource-related challenges.

Response activities focused on the distribution of essential household items and shelter support. NFI kits (16,261) were the most distributed, alongside mosquito nets, sleeping mats, kitchen sets, blankets, and plastic sheets. Geographically, assistance was concentrated in high-need districts such as Ancuabe (5,997 households), followed by Meluco, Montepuez, and Macomia. In addition to distributions, partners implemented emergency shelter interventions, reconstruction activities, and technical training to promote safer shelter solutions, although overall needs continue to exceed current response capacity.

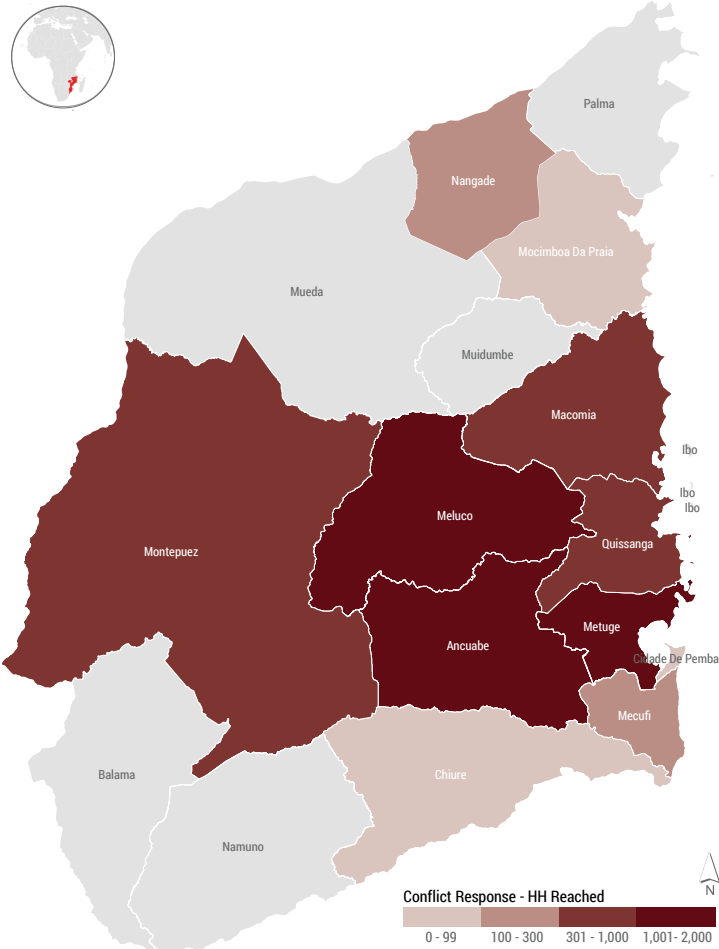
**Key Figures**

People in need	People Target	Funding requirement
<b>219K</b>	<b>156K</b>	<b>USD 24.8M</b>

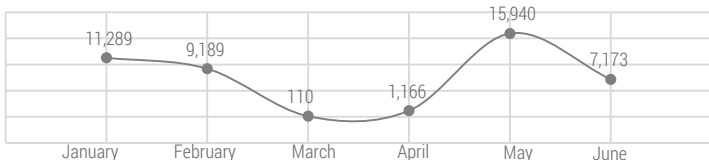
**44,867** (29%)  
Individuals reached in as of May 2025

**USD 1.2M**  
Awarded for the period of 2025, which represent 4.9%

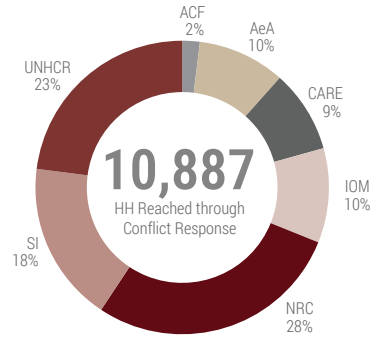
**Conflict Response Overview - Cabo Delgado**



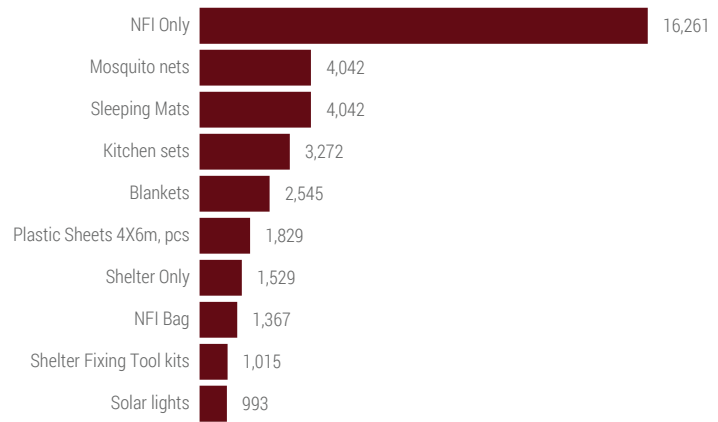
**HH Reached by Month**



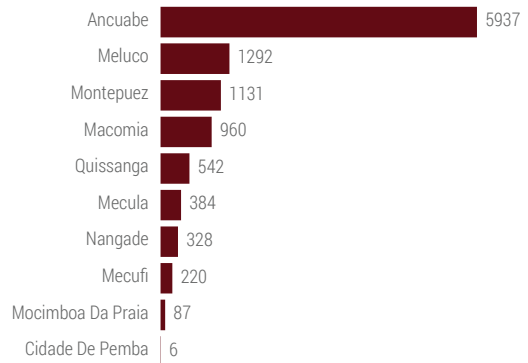
**Percentage of Beneficiaries by Partners**



**Shelter/NFI Items distributed the most**



**Households reached by district**



**Number of Households reached by response activities**

Cluster Activities	HH Reached
Distribution of Emergency Shelters	300
Distribution of NFI Kits	6,432
Distribution of NFI Kits and Emergency Shelter	3,405
Shelter Reconstruction: Improvements repairs and upgrades	750
Trainings and technical support for safe shelter construction to affected families	9,780

**Limitations**

the response continues to face several limitations including funding shortfalls, access challenges in conflict zones, and delayed replenishment of key items. The need in some districts far exceeds current reach. The Cluster emphasizes the need for predictable funding, timely logistics, and improved access to meet growing shelter needs.

**Donors**

