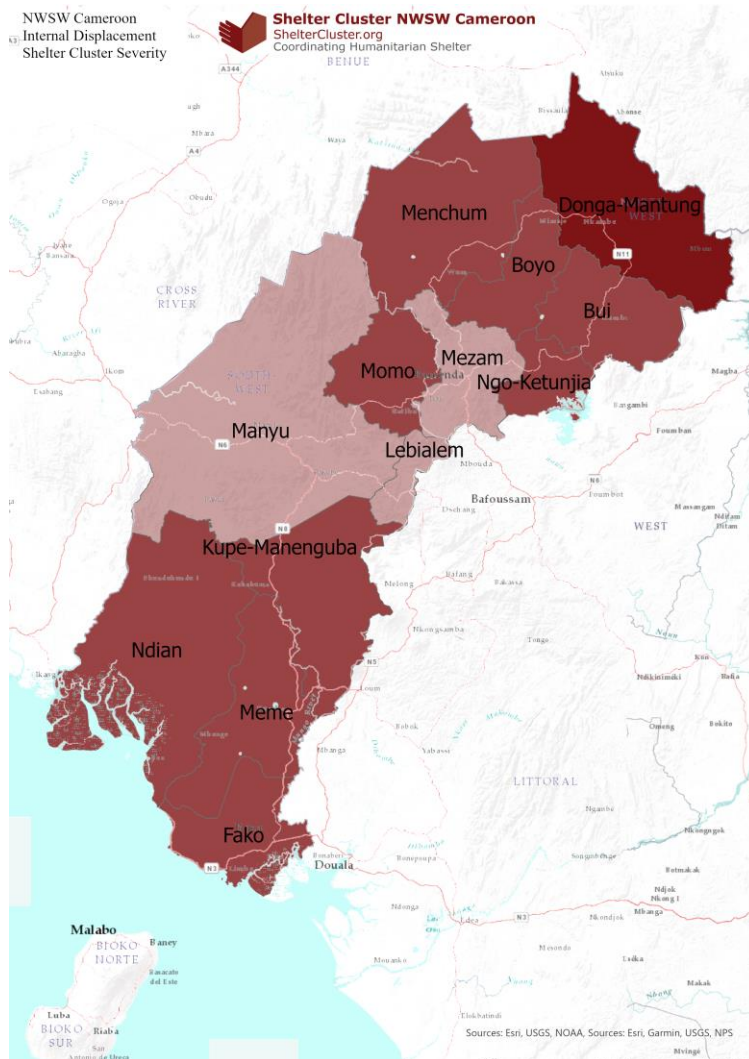


PIN Returnees and IDPs NW-SW Regions

September 27 2022


People in Need IDPs



Category 5: Extreme Inadequacies



Category 4: Severe Inadequacies



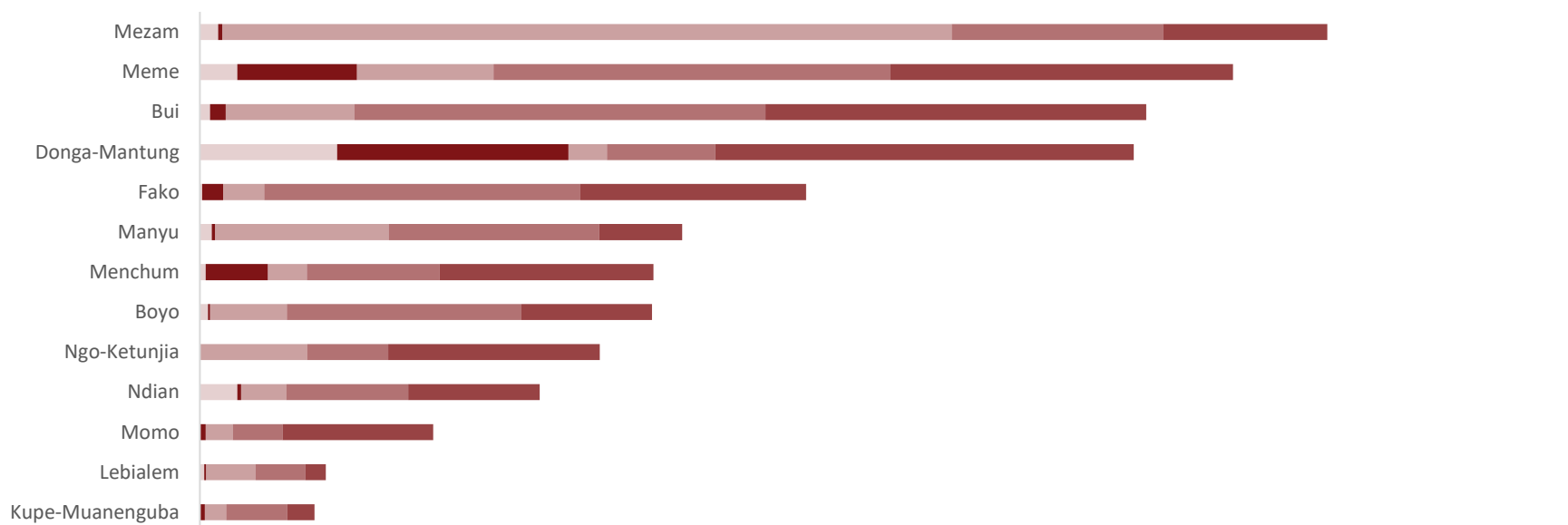
Category 3: Moderate Inadequacies

- 272,619 IDPs in need out of 368,742 IDPs (74% of IDPs)
- 163,736 IDPs in the Northwest in Need
- 108,883 IDPs in the Southwest in Need



IDPs Per Division Severity

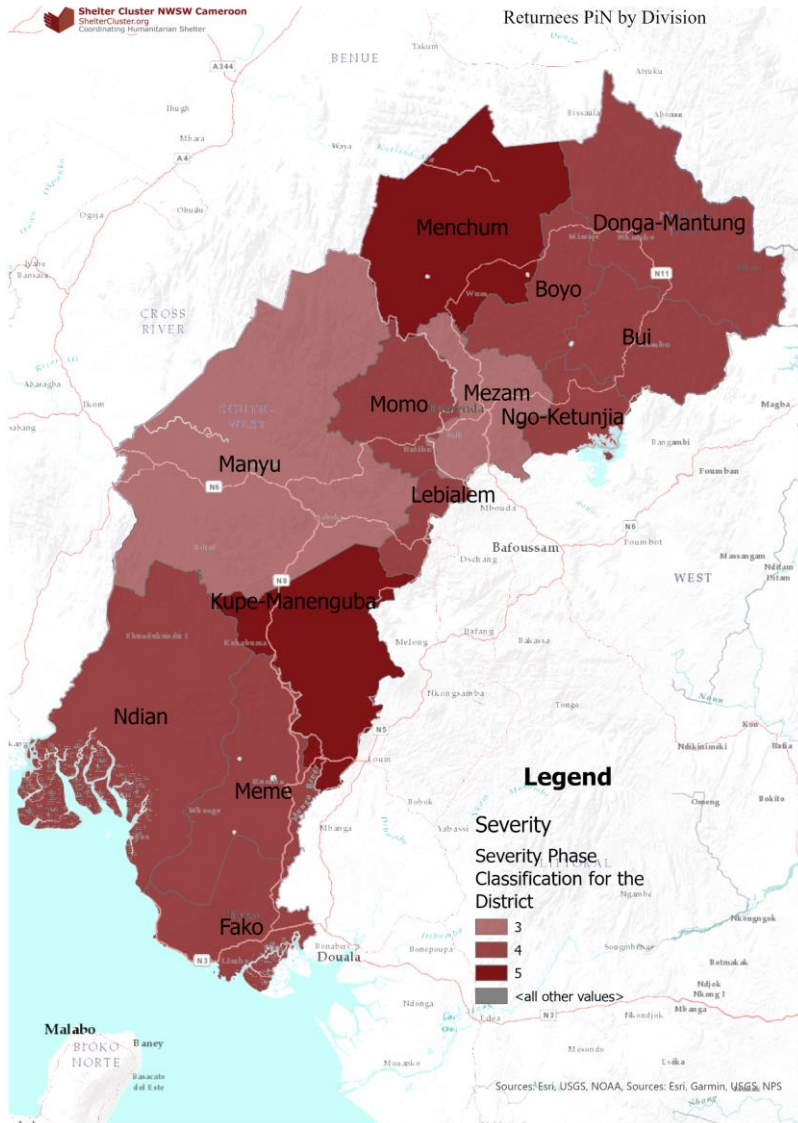
IDPs Severity Levels as a Result of the MultiSector Needs Assessment



	Kupe-Muanenguba	Lebialem	Momo	Ndian	Ngo-Ketunjia	Boyo	Menchum	Manyu	Fako	Donga-Mantung	Bui	Meme	Mezam
Adequate		224		1901		421	300	610	115	6985	525	1901	934
Extreme Inadequacies	247	86	305	202		95	3153	158	1071	11765	790	6092	200
Minor Inadequacies	1095	2534	1376	2305	5460	3910	1998	8847	2095	1968	6556	6951	37112
Moderate Inadequacies	3102	2521	2524	6195	4126	11938	6741	10696	16073	5502	20896	20187	10752
Severe Inadequacies	1386	1048	7665	6685	10760	6635	10888	4229	11488	21283	19375	17417	8343

■ Adequate
 ■ Extreme Inadequacies
 ■ Minor Inadequacies
 ■ Moderate Inadequacies
 ■ Severe Inadequacies

People in Need Returnees



Category 5: Extreme Inadequacies



Category 4: Severe Inadequacies

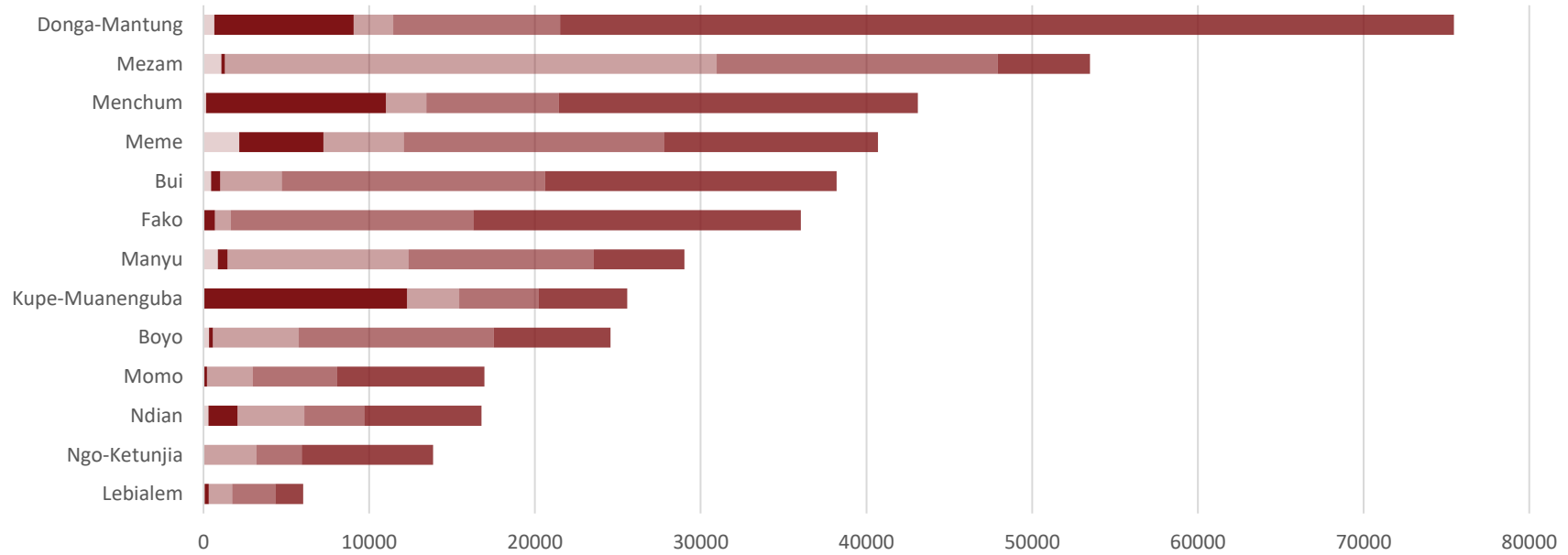


Category 3: Moderate Inadequacies

- 338,955 Returnees in need out of 419,734 Returnees (81% of Returnees)
- 213,549 returnees in need in the NW
- 125,406 returnees in need in the SW

Returns per Division Severity

of Returnees by Severity

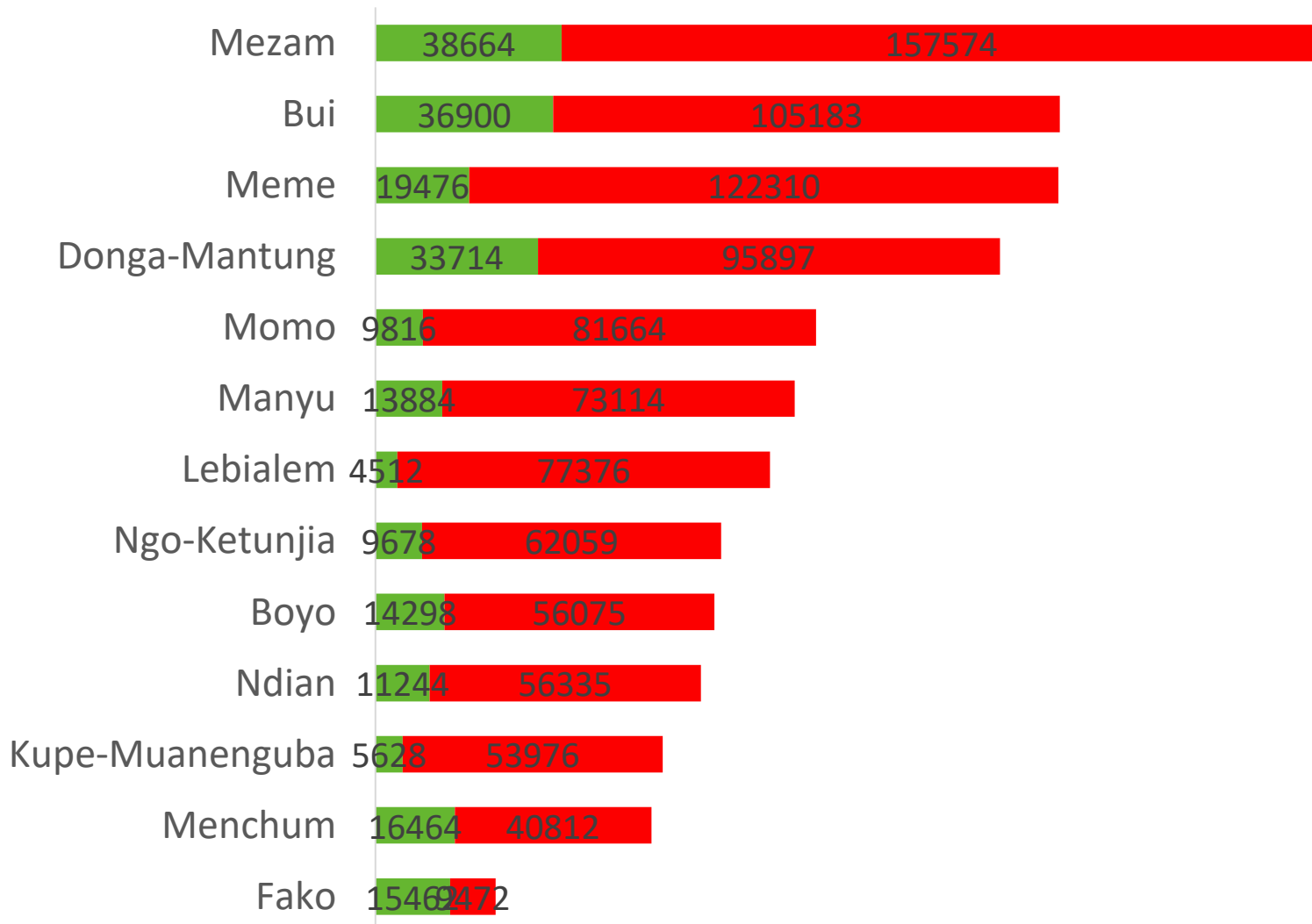


	Lebialem	Ngo-Ketunjia	Ndian	Momo	Boyo	Kupe-Muanenguba	Manyu	Fako	Bui	Meme	Menchum	Mezam	Donga-Mantung
Adequate	60		300		323		864		463	2160	150	1077	650
Extreme Inadequacies	257		1744	209	233	12281	586	683	539	5077	10852	201	8403
Minor Inadequacies	1415	3204	4042	2760	5194	3150	10919	960	3721	4842	2445	29680	2400
Moderate Inadequacies	2592	2718	3614	5098	11764	4781	11183	14632	15870	15693	7991	16974	10062
Severe Inadequacies	1690	7935	7080	8884	7043	5349	5462	19775	17603	12927	21672	5562	53936

of Host/Non-Displaced Affected Population

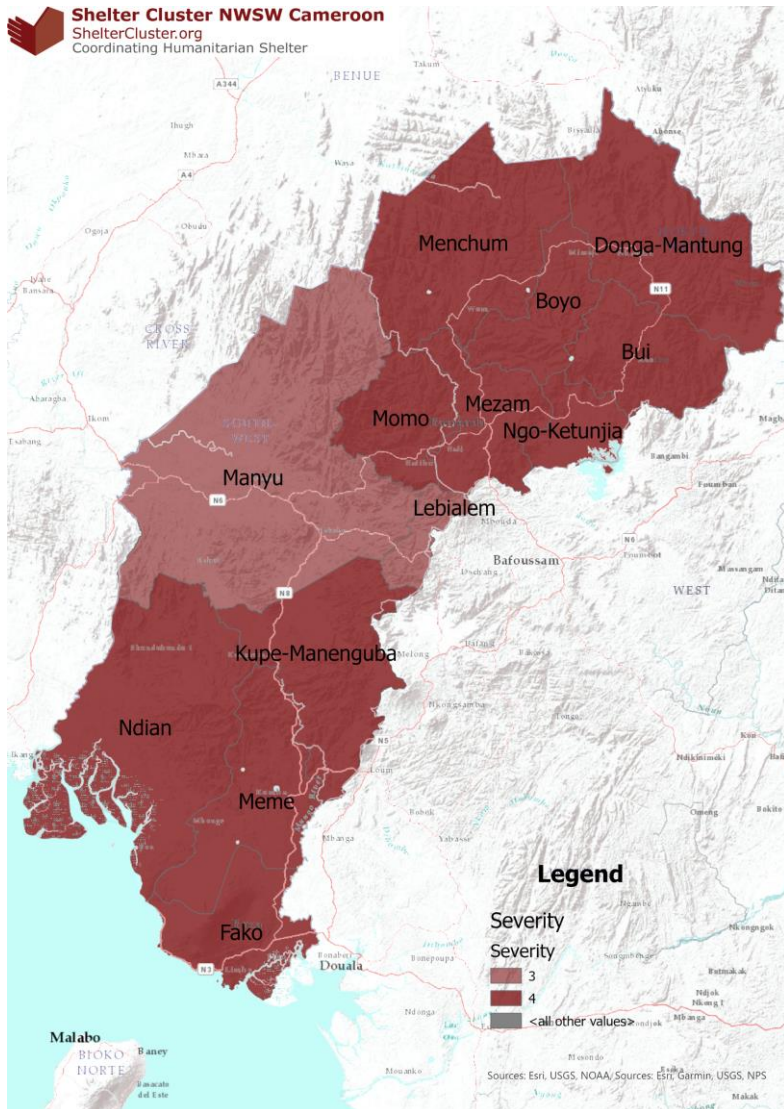
■ # of People in Families that Host IDPs

■ # of Non-Displaced in Damaged Shelters



Host/Non Displaced PiN

 **Shelter Cluster NWSW Cameroon**
ShelterCluster.org
Coordinating Humanitarian Shelter



Category 4: Severe Inadequacies



Category 3: Moderate Inadequacies

- 248,624 People in Need in Host Community/Non-Displaced
- Estimated Figures from Plan International HH assessment % of Damages, MSNA # of IDP hosting families, and WB growth projections and 25% of that
- Displacement impacts 13% of NWSW Cameroon population
- 15% of NWSW Cameroon population are IDP returnees