



YEMEN
SHELTER CLUSTER

Coordinating Humanitarian Shelter and Settlements

Shelter Cluster Plenary Meeting

20 January 2025

10:00 AM – 12:00 PM

— Agenda

1. Introduction, Review of previous meeting action points & Updates from the Coordination Team – 10 minutes
2. Summary of the SC 2024 Response (5 mins)
3. Updates on the Winter Response (10 mins)
4. Briefing on the Shelter Guideline and Cluster Matrix for 2025 (20 mins)
5. Cluster ActivityInfo (5 mins)
6. AOB (5 mins)

— Introduction & Updates from the Coordination Team

1. HNRP 2025 release.
2. Consultations on Area-based coordination
3. Consultations on Humanitarian Coordination Architecture Review

— Review action points from the previous meeting

No	Description of Action Point	By Whom	Update	Status
1	Flood after action review committee to discuss the lessons learned and best practices.	Dedicated committee	The committee will share the update during the meeting	Ongoing
2	Partners to share their winterization response and plans.	Partners		Done

Reflection of the 2024 response

2024 Key Figures

6.7 M

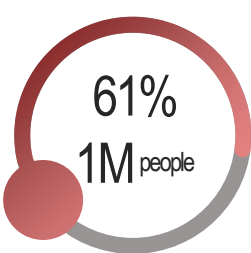
People in Need

1.7 M

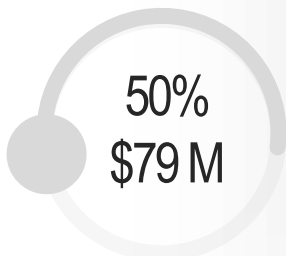
People Targeted

US 160 M

Fund Requested



People Reached ¹



Funds Received ²

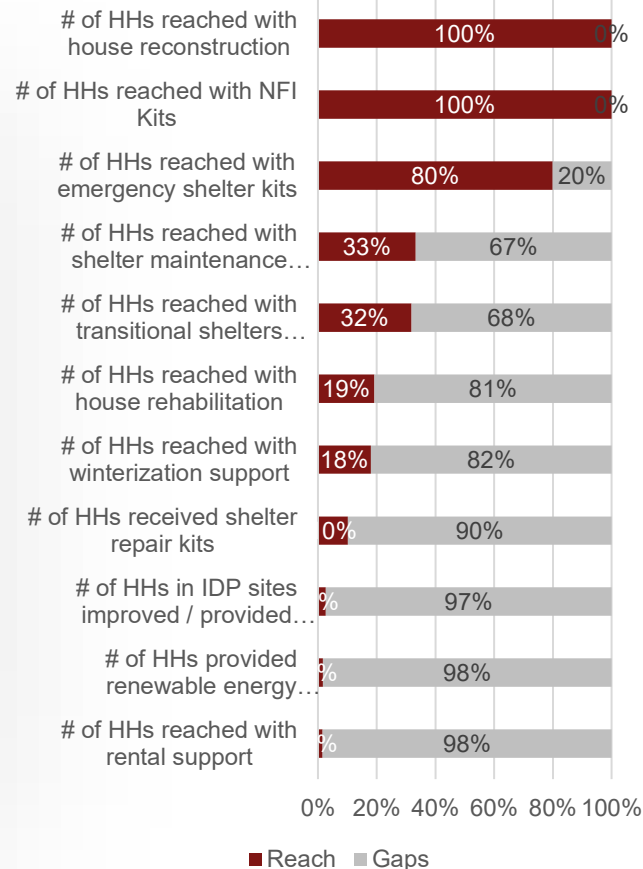
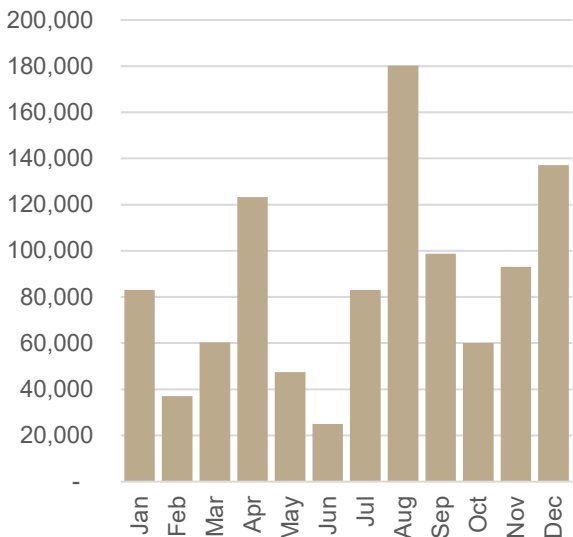
1: Shelter Cluster Database (Activityinfo)

2: Estimates based on the FTS, Shelter Cluster

Fund Mapping

1M

Total People Reached



■ Reach ■ Gaps

— Updates on the Winter Response



FUNDING DETAILS

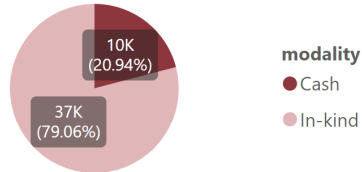
Total Funding Required

USD 8 M

Current Funding Status

USD 1.8 M (23%)

MODALITY OF ASSISTANCE



RESPONSE DETAILS

Total People Targeted

232K

Reached / Planned
Response


54K



23%

Overall assisted / planned to be
assisted population to date

Briefing on the Shelter Guideline and Cluster Matrix for 2025

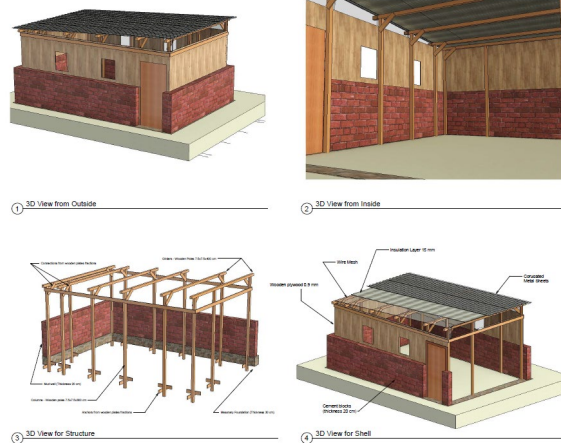


1- Shelter Guideline:

- Shelter Types.
- Design Considerations.
- Modalities of Interventions.
- Selection Criteria.
- Distribution Protocol.

2- Shelter Catalogue (Annex-1):

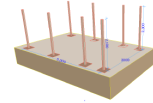
- 10 Shelter Designs (3 Emergency Shelters + 7 examples for Transitional Shelters).
- Drawings
- Bill of Quantities with Specifications and Estimation Cost of Materials



Annex-2 - Emergency Shelters Installation Steps

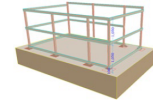
Installing Poles:

- One by one put wooden poles into foundations holes in true vertical position as shown in sketch.
- No. poles in front of shelter should measure 300cm, where 50 cm will be in ground while 250 cm will be above ground.
- No. poles at back of shelter should measure 300cm, cut off 40cm to have 260cm, where 50 cm will be in ground while 210 cm will be above ground.
- Fractions from wooden poles and wooden plates will be used as cross anchors at the bottom of the wooden poles to enhance support of column foundation on the ground.
- All poles should have anchor details, 20cm long fixed before putting poles in holes and backfilling with soil.
- Fill soil into holes and compact.



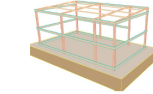
Install Wooden Plates

- Using claw hammer and nails, fix wooden plates to wooden poles as show in sketch, starting from bottom.
- Use the 3m plates for the short side and the 4m in the front long side (next to the door).
- In the back long side, use hand saw to cut the 4m plate to lengths of 1m, this will be used to join to 4m plate to complete 5m length at the back and above door opening.



Install rafter & Purains

- Using saw, cut wooden poles 50mmx50mmx4000mm to be 50mmx50mmx3000mm rafters.
- The cut part 50mmx50mmx1000mm will be used as cross anchors in the foundations or diagonal element to connect rafters with columns.
- Using claw hammer and 3" nails, fix wooden pole size 50mmx50mmx3000mm rafters on the 75mmx75mmx3000mm wooden poles as show in sketch.
- In the rafters, using claw hammer and nails, fix 3No. wooden plates 4m (rafters).
- Using hand saw, cut wooden plate of length 4000mm at 1m, these pieces will be used to join and complete length of rafters to cover the 5m.
- It should be mentioned that door is recommended to be installed at the side with the higher roof level to ensure rain water slope is not to the door direction.



— Briefing on the Shelter Guideline and Cluster Matrix for 2025

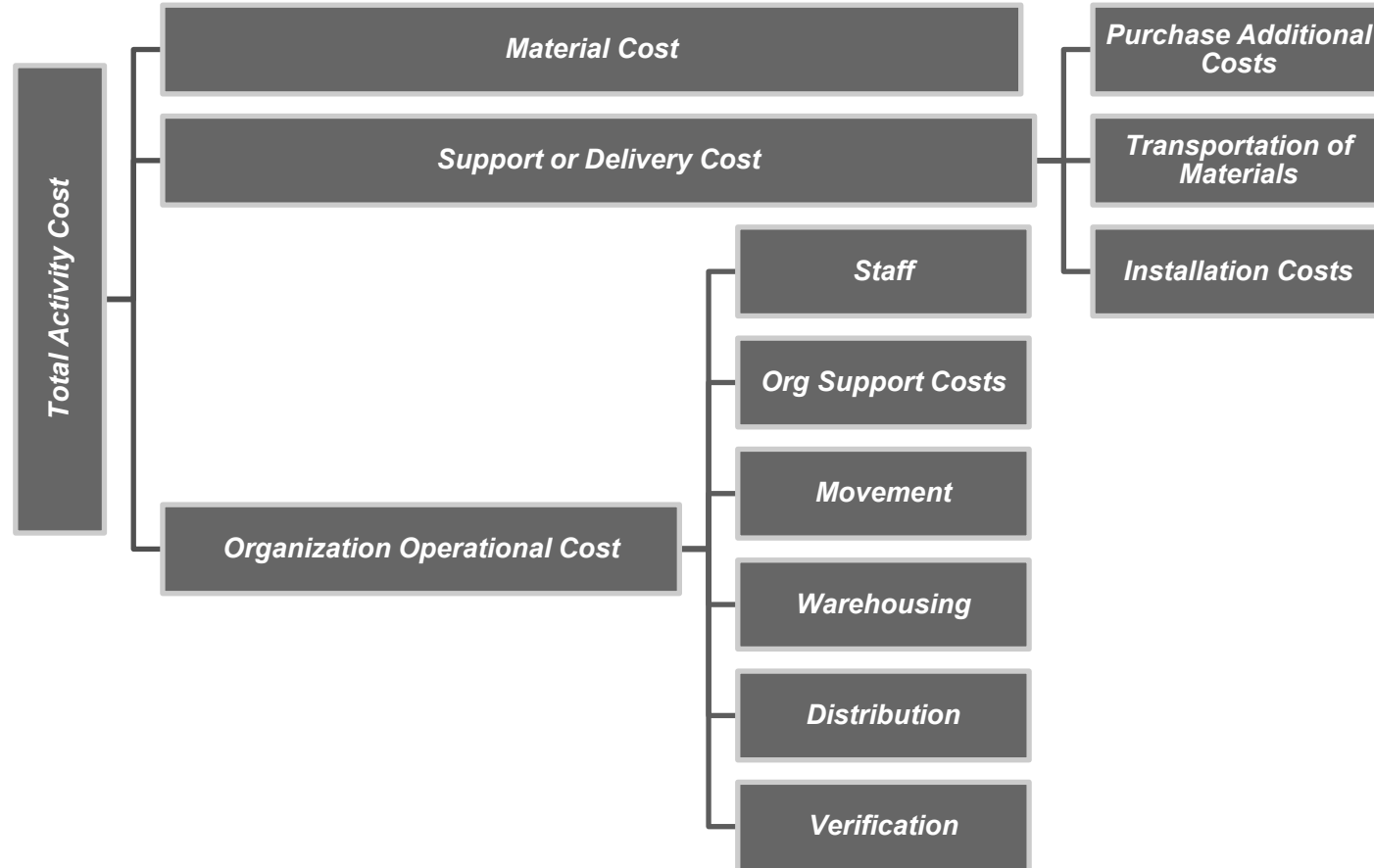
1- New Items:

- Provision of Flood Mitigation Solutions (Site Level) & (Shelter Level).
- Provision of Settlement Planning Support/ Infrastructure Activities (Site Level)
- Provision of Training in Shelter Repair and Climate-Adaptive Techniques
- All models in the new Shelter Guideline were reflected in the activity matrix

2- Different Cost Columns:

- Activity Cost (total of columns L, M and N)
- Material Cost
- Support Costs (Purchase, Transportation and Installation)
- Organization Operational Costs (Staff + Support Cost + Movement + Supervision + Warehousing + Distribution + Verification)

— Briefing on the Shelter Guideline and Cluster Matrix for 2025



— Cluster Activityinfo

- The ActivityInfo platform will continue to be used for cluster reporting and data management in 2025.
- The issue of limited user access has been resolved, with the Global Shelter Cluster providing additional users as needed.
- A 2025 database will be developed and aligned with the planned activities for the year in the HNRP and Cluster Strategy.
- Refresher sessions will be organized for all partners requiring support.

— AOB

- Flood after action review committee to discuss the lessons learned and best practices.
- Updates on the Shelter Cluster Coordination Team

Thank You

More Info.:

<https://www.sheltercluster.org/response/yemen>

Follow us on X:

@ShelterClustYE