



Shelter Cluster Yemen
ShelterCluster.org
Coordinating Humanitarian Shelter

Shelter Cluster Monthly Meeting

28th August 2022

10:00 AM – 12:00 PM

1. Review of Previous Meeting Action Points – 5 minutes
2. Opening Remarks – 5 minutes
3. YSC Mid-Year Report 2022 – 10 minutes
4. Emergency Flood Response – 10 minutes
5. Shelter Cluster Strategy 2022-2024 – 10 minutes
6. CRAterre – Yemen Shelter Profile – 10 minutes
7. Accountability to Affected Population – 10 minutes
8. IM Updates – 10 minutes
9. Operational Challenges – 15 minutes
10. AOB – 5 minutes

Review action points from previous meeting

No	Description of Action Point	By Whom	Update	Status
1	SCT to develop the roadmap of the new multi-year strategy	SCT	A draft strategy was shared with the SAG. Final Strategy will be presented in today's meeting.	Done
2	TWiG to develop the Shelter Solutions catalogue	TWiG	Discussion still ongoing.	Ongoing
3	SCT to follow up with partners to report their WHs	SCT	A reminder was sent to partners in July reporting cycle email.	Done
4	SCT to include the Shelter Cluster Common Pipeline dashboard	SCT	The dashboard was shared in the meeting minutes.	Done
5	SCT to update partners on the YHF 2022 1st Standard Allocation	SCT	A brief update will be presented in today's meeting	Done
6	SCT to share the activity matrix with partners in the meeting minutes.	SCT	The activity matrix link was shared in the meeting minutes	Done

Review action points from previous meeting

No	Description of Action Point	By Whom	Update	Status
7	SCT to re-activate the IMWG and discuss the site by site response and Shelter Cluster Response dashboard.	IM	Completed	Done
8	SCT to circulate to partners the Rental Programme Survey	SCT	Completed	Done
9	Partners to present in the next meeting how they implement cash for rent projects in order to update the Cash for Rental Subsidy guidance	Partners	No update was received from partners	Pending
10	SCT to discuss in the next Cluster meeting the progress of the CCPM action plan	SCT	Postponed to next meeting	Pending

- 1st YHF SA 2022 Review Results
- SC new sub-national in the west coast of Yemen
- Strengthen SC sub-national in Aden hub
- National Staff Travel challenge

OVERVIEW

3.1 M
People Targeted

521 K
People Reached



Funds
USD **40 million** received
Represent **18%** out of USD **225 million** requested in the HRP 2022

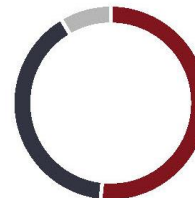
40
Total Active Partners

21
Governorates

184
Districts

Type of Partners

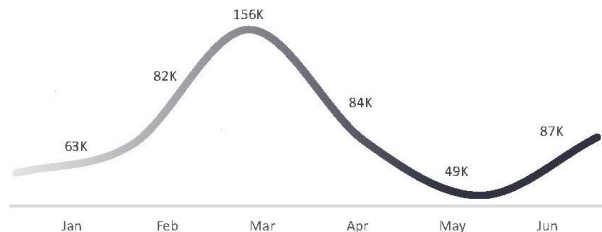
- UN (52%)
- INGOs (40%)
- NGOs (9%)



Partners with highest implementation

- UNHCR
- IOM
- QRCS
- NRC
- SI
- DRC

Trend of People Reached (Thousands)



Type of Population Assisted



Modality of Assistance



FIGURES AT GLANCE

Note: Percentages reflect people reached / people targeted in the HRP 2022.

Legend

■ People Reached ■ Gaps



10,116 [3%]

Preposition and distribution
of Non Food Items



9,437 [5%]

Preposition and distribution
of Emergency Shelter



248,061 [42%]

Distribution of Non-Food Items
Kits



56,159 [39%]

Distribution of emergency
shelter kits



128,037 [20%]

Provision of cash for rental
subsidies



37,797 [5%]

Shelter maintenance and
upgrades



10,100 [4%]

Provision of transitional
shelters




1,902 [3%]

Rehabilitation and
reconstruction support



10,916 [3%]

Flood Mitigation Solutions

Non-Food Items	
	
Needs	18,574
Assistance Provided	6,837
Ongoing Distribution	361
Planned Assistance	5,072
Gaps	6,304 (34%)

Governorate	NFI Needs	NFI provided, ongoing and planned	NFI Gaps
Ma'rib	5,126	1,600	3,526
Hajjah	3,878	2,623	1,255
Al Dhale'e	1,879	290	1,589
Dhamar	1,076	154	922
Sana'a	1,008	57	951
Al Jawf	834	101	733
Al Bayda	806	-	806
Ibb	731	673	58
Amran	519	428	91
Al Hodeidah	429	112	317
Hadramawt	394	82	312
Sana'a City	359	359	-
Sa'dah	316	-	316
Shabwah	290	-	290
Ta'iz	206	33	173
Al Mahwit	106	106	-
Al Maharah	50	50	-

Cluster Objectives

1. Provide life-saving emergency shelter and Non-Food Item (NFI) support to persons newly displaced by conflict and natural disasters
2. Improved living conditions for persons affected by protracted crises, returnees, and vulnerable host communities by providing sustainable shelter and NFI solutions and promoting a greener shelter response.
3. Ensure affected populations are protected from natural hazards and achieve relative security of tenure

Key Issues:

- Underfunding and rising costs
- Durable solutions
- Potentials of ongoing cease-fire
- Enhanced collaboration with national and local authorities (Incl. HLP, necessary permits)
- Strengthening the coordination structure
- Criticality of Settlement planning in IDP sites

Cross cutting issues:

- Centrality of protection
- Livelihoods
- Environment
- Gender mainstreaming and AAP
- Recovery

Assessments & Data Sources

- Shelter Cluster Rapid Needs Assessment tool
- UNHCR Initial Needs Assessment Tool
- UNHCR Protection Monitoring Tool
- Multi-Cluster Assessment Location Assessment
- Shelter Cluster Market Assessment

Other Data Sources:

- Shelter Cluster Reporting Portal
- Rapid Response Mechanism
- Displacement Tracking Matrix

Monitoring and Evaluation

- Monthly 5Ws
- PDM
- CCPM

Multi-Year Response Plan

Indicators	Unit Cost	People Targeted - Source (HRP 2022, Estimations for 2023-2024)											
		2022				2023				2024			
		Incl Support and OP	Total	Displaced	Non-Displaced	Budget	Total	Displaced	Non-Displaced	Budget	Total	Displaced	Non-Displaced
# of contingency NFI kits prepositioned and distributed	\$ 313	53,714	53,714		\$16.8m	37,600	37,600		\$11.8m	26,320	26,320		\$8.2m
# of contingency emergency shelter prepositioned and distributed	\$ 438	29,571	29,571		\$12.9m	20,700	20,700		\$9.1m	14,490	14,490		\$6.3m
# of HHs receiving Non-Food Items	\$ 300	84,429	67,543	16,886	\$25.3m	59,100	47,280	11,820	\$17.7m	41,370	33,096	8,274	\$12.4m
# of HHs receiving winterization support	\$ 221	54,286	43,429	10,857	\$12m	38,000	30,400	7,600	\$8.4m	26,600	21,280	5,320	\$5.9m
# of HHs receiving emergency shelter	\$ 420	20,286	20,286		\$8.5m	14,200	14,200		\$6m	9,940	9,940		\$4.2m
# of HHs assisted with rental subsidies	\$ 518	91,857	73,486	18,371	\$47.5m	64,300	51,440	12,860	\$33.3m	45,010	36,008	9,002	\$23.3m
# of HHs assisted with shelter maintenance and upgrade	\$ 180	98,571	98,571		\$17.7m	69,000	69,000		\$12.4m	48,300	48,300		\$8.7m
# of HHs assisted with natural hazard mitigation	\$ 100	47,000	47,000		\$4.7m	32,900	32,900		\$3.3m	23,030	23,030		\$2.3m
# of HHs receiving transitional shelter	\$ 1,080	33,571	33,571		\$36.3m	40,286	40,286		\$43.5m	48,343	48,343		\$52.2m
# of HHs provided with Housing, Land and Property support					\$0.5m				\$0.75m				\$1.125m
# of HHs assisted with house rehabilitation and reconstruction	\$ 4,200	10,143		10,143	\$42.6m	20,286		20,286	\$85.2m	40,571		40,571	\$170.4m
Grand total					\$225m				\$231m				\$295m

Intercluster issues

Cluster	Lead-Agency	Comments
Coordination	OCHA	Siterps, shelter advocacy, FA, SRP, intercluster coordination, advocacy with Government
CCCM	UNHCR	NFI's and shelter needs in Collective centres, relocations from and to collective centres, Displaced Tracking Matrix, beneficiary lists and data on vulnerable groups
Early Recovery	UNDP	Housing, building codes, rubble removal, hazardous and non-build zones,
Education	UNICEF/StC	Use of schools as collective centers, relocations from schools
Telecom	WFP	Facilitate beneficiary communications e.g. use of mobile networks, improved operational communication (good bandwidth, security comms)
Food security	WFP/FAO	Distribution points of food relevant for shelter NFIs? Information on beneficiary groups and vulnerabilities
Health	WHO	Incidence of disease that can be avoided by provision of appropriate shelter and NFI, HIV/AIDs and shelter guidance
Logistics	WFP	Transportation, storage, supply chain, customs clearance, security of movement and humanitarian access
Nutrition	UNICEF	Information on vulnerable groups through therapeutic feeding data
Protection	UNHCR	Loss of documentation, HLP, GBV, Landmines, female and child headed households, elderly and disabled, vulnerability data, relocations and evictions, security
WASH	UNICEF	Ensure shelter sites have WASH facilities

Advocacy

- Contingency planning and preparedness (Incl. Shelter Cluster Common Pipeline),
- Shift to durable shelter solutions,
- Cross cutting inter-sectorial issues,
- HLP,
- Impact of settlements on the environment, and
- Selection and targeting criteria, and
- Disaster Risk Reduction
- Fire safety measures.

Exit Strategy

- It is necessary to define a transition plan and exit strategy when there is a better knowledge of the evolution of the truce and the current emergency.
- A capacity development strategy would be essential to ensure building solid national capacities to facilitate the transitional.
- For a successful transition and exit strategy, the needs of IDPs and returnees have to be addressed in an integrated manner.
- Restoration of private and public infrastructure (including essential services) in return areas should be addressed through the engagement of local authorities and relevant development actors.
- In situations where there is potential for durable shelter solutions, the Cluster will seek to coordinate with durable solution working groups.
- Similarly, the Cluster's activities should be designed to support local economies where feasible, thereby encouraging the transition to durable solutions.

Conclusions

- Housing for immediate and extended families
- Task sharing in construction
- Access to services, water and sanitation
- Site selection
- Contextualized housing and architectural solutions
- Choice of materials and building techniques
- Considering local strengths for resilient projects

Shelter Cluster updates on accountability to the affected population

- Performed the Shelter **Cluster Coordination Performance Monitoring (CCPM)** exercise with the involvement of national NGOs to review collective strengths and weaknesses, including AAP, gender, protection, and diversity inclusion, and developed an action plan to ensure quality and responsive programming.
- Designed shelter activities to ensure that girls, boys, women, men, older people, people with disabilities, and other **specific groups at risk of discrimination are particularly targeted**.
- Assigned **cluster focal points** to support sector's partners on CE/AAP, Gender, and PSEA and attend relevant WGs.
- Ensured AAP, gender, protection, and diversity issues are **appropriately referenced** in all Shelter Cluster documents.
- Strengthened **mainstreaming of AAP, gender, protection, and diversity approach as well as people-centered** implementation with the support of the sector's established TWiGs.
- Supported partners to meet their commitments for the accountability to affected populations by ensuring **feedback and accountability mechanisms are integrated** into the shelter cluster's strategies, projects, monitoring and evaluations, training programs, and performance management and highlighted in reports.

- Provided **accessible and timely information** to partners & concerned parties on the cluster's procedures, structures, and processes to ensure that they can make informed decisions and choices and facilitate communication between implementing partners and affected populations over information provision.
- Designed all cluster assessment tools based on **participatory methodologies**, ensuring the inclusion of questions to identify information needs, preferred and trusted channels for communication, protection concerns, preferred/potential solutions to address these concerns, and trusted ways to give feedback/make complaints safely.
- **Improved access to data** about the people of concern through comprehensive assessments undertaken by the sector lead agency and other partners.
- Undertaken **community consultation** through the established shelter programmes and field missions to feed into the development of the Shelter Cluster plans.
- Ensured that **Sex and Age Disaggregated Data (SADD)** is routinely collected, analyzed, and used to set a shelter baseline, ensuring that age-related data is appropriately nuanced.
- Promoted **sharing of good practice and learning** with the sector partners and the GSC.
- As AAP is not a single cluster concern, collaboration was made with CCCM, protection, WASH & other clusters to **prompt multi-cluster accountability initiatives** where appropriate.

Shelter Cluster Assessment Registry

Purpose

- Compiling an overview of all completed assessments for the 2022 calendar year.
- Map the geographical locations covered by the assessments
- Allow us to identify and close information gaps in a timely manner as well as better support in case of any constraints or emergencies.

Type of assessments required

- a) Needs assessments
- b) PDM
- c) Market assessments
- d) Impact monitoring assessments
- e) Others

Organization Name / أسم المنظمة* REQUIRED

Select Name ▼

Assessment Type / نوع التقييم* REQUIRED

Needs Assessment Report - تقرير تقييم الإحتياجات

Post Distribution Assessment Report (PDM) - تقرير تقييم الرقابة بعد التوزيع

Market Assessment Report - تقرير تقييم السوق

Impact Assessment Report - تقرير تقييم قياس الأثر

Other - أخرى

Governorates Covered - المحافظات التي يشملها التقرير* REQUIRED

Attach the Report - ارفق التقرير* REQUIRED

Drag a file into this box or browse for the file.

Scenario A) Mandatory site by site reporting in AI

Methodology

- One site and activity per record
- Link the list of sites from CCCM master list

Challenges

- Time consuming

Scenario B) Import data from Excel sheet

Methodology

- Prepare the data in excel using the standard template
- Import from Excel using the import feature in AI

Challenges

- Missing Information
- Validation not guaranteed

Open discussion

Thank You

Materials of this meeting are available at:

<https://www.dropbox.com/sh/xxm7s7v1gh0m2m2/AABVjJ70qDggXfVuOKD-xDhRa?dl=0>

More Info.:

<https://www.sheltercluster.org/response/yemen>

Follow us on Twitter:

[@ShelterClustYE](https://twitter.com/ShelterClustYE)