



# Achivements Report January - August 2022

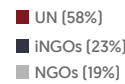


Installation of 100 ESKs in Bayt Al Faqiah District, Al Hudaydah Governorate. @AOBWC

## OVERVIEW



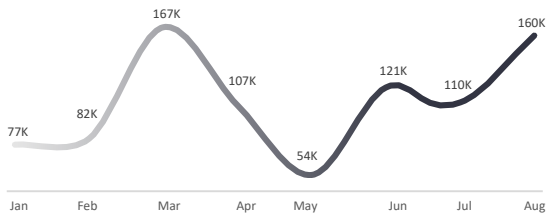
Type of Partners



Partners with highest implementation

- UNHCR
- IOM
- QRCS
- YRCS
- NRC
- SI

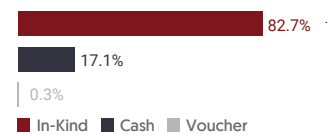
Trend of People Reached (Thousands)



Type of Population Assisted



Modality of Assistance

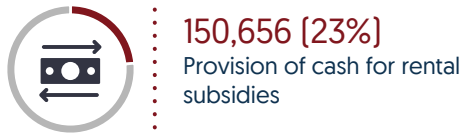
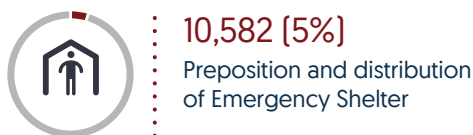
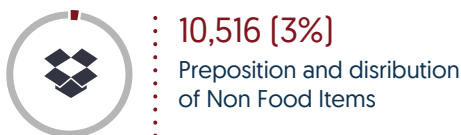


## FIGURES AT GLANCE

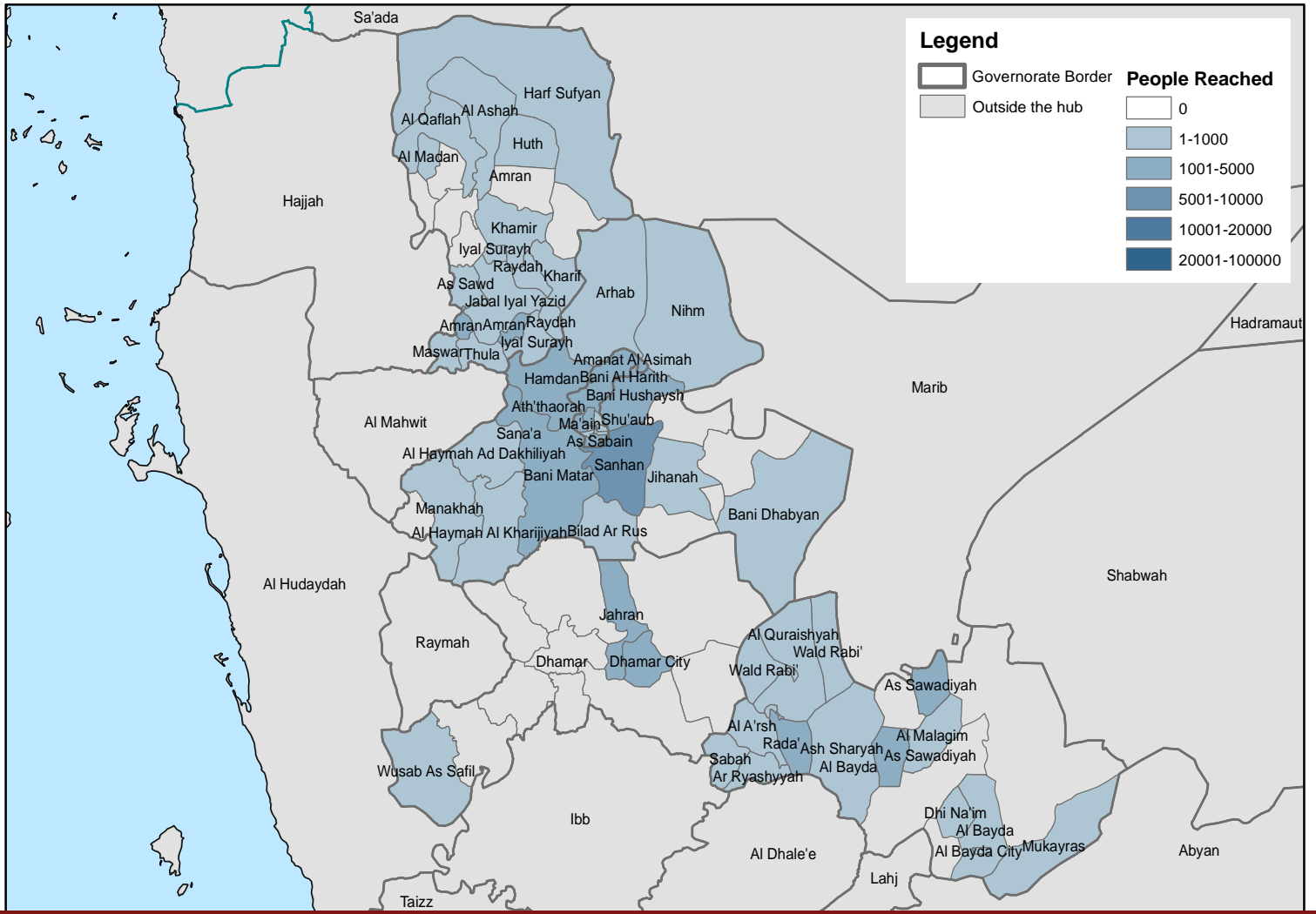
Note: Percentages reflect people reached / people targeted in the HRP 2022.

Legend

- People Reached
- Gaps



# SANA'A HUB



**Legend**

Governorate Border  
Outside the hub

**People Reached**

- 0
- 1-1000
- 1001-5000
- 5001-10000
- 10001-20000
- 20001-100000

## OVERVIEW



**744 K**  
People Targeted



**68 K**  
People Reached



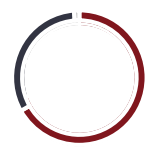
**15**  
Total Active Partners



**5** Governorates  
**53** Districts

Type of Partners

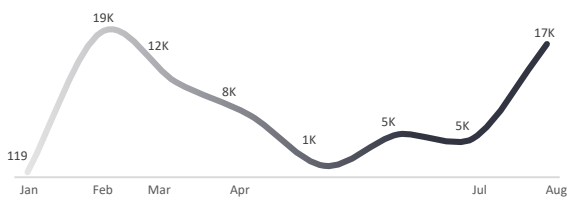
- UN (67%)
- iNGOs (1%)
- NGOs (23%)



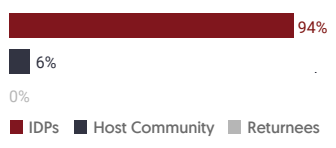
Partners with highest implementation

- UNHCR, YRCS, YGUSSWP, NFDHR, IOM, Human Appeal, LMMPO, QRCS

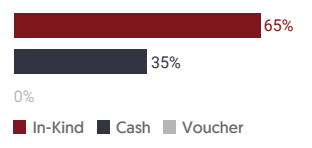
Trend of People Reached (Thousands)



Type of Population Assisted



Modality of Assistance



## FIGURES AT GLANCE

Note: Percentages reflect people reached / people targeted in the HRP 2022.



**31,676 [29%]**  
Distribution of Non-Food Items Kits



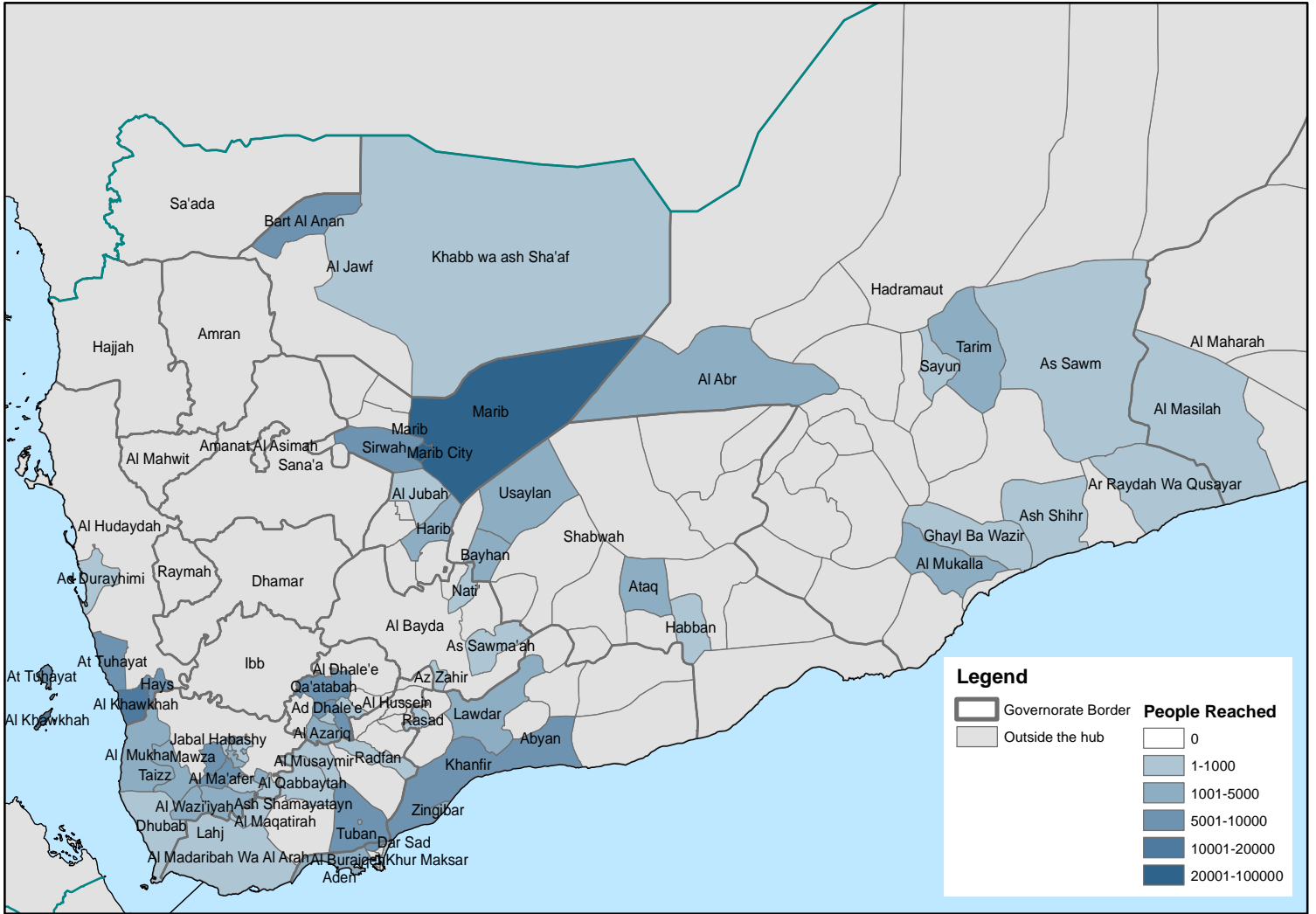
**6,218 [23%]**  
Distribution of emergency shelter kits



**26,929 [23%]**  
Provision of cash for rental subsidies

**Legend**  
People Reached Gaps

# ADEN HUB



## OVERVIEW

**1.2 M**  
People Targeted

**635 K**  
People Reached




**31**  
Total Active Partners



**12** Governorates  
**62** Districts

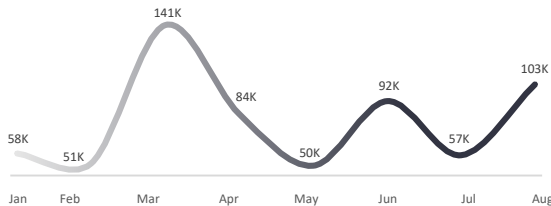
Type of Partners



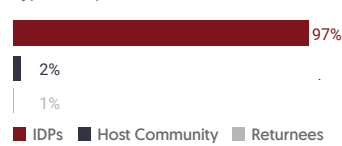
Partners with highest implementation

UNHCR, IOM, QRCS, NRC, SI, DRC, BCFHD

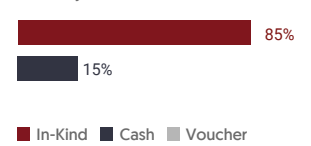
Trend of People Reached (Thousands)



Type of Population Assisted



Modality of Assistance



## FIGURES AT GLANCE

Note: Percentages reflect people reached / people targeted in the HRP 2022.

Legend

People Reached Gaps



**10,116 [13%]**  
Preposition and distribution of Non Food Items



**5,103 [2%]**  
Preposition and distribution of Emergency Shelter



**379,676 [100%]**  
Distribution of Non-Food Items Kits



**87,422 [100%]**  
Distribution of emergency shelter kits



**87,679 [46%]**  
Provision of cash for rental subsidies



**61,548 [33%]**  
Shelter maintenance and upgrades



**10,436 [7%]**  
Provision of transitional shelters

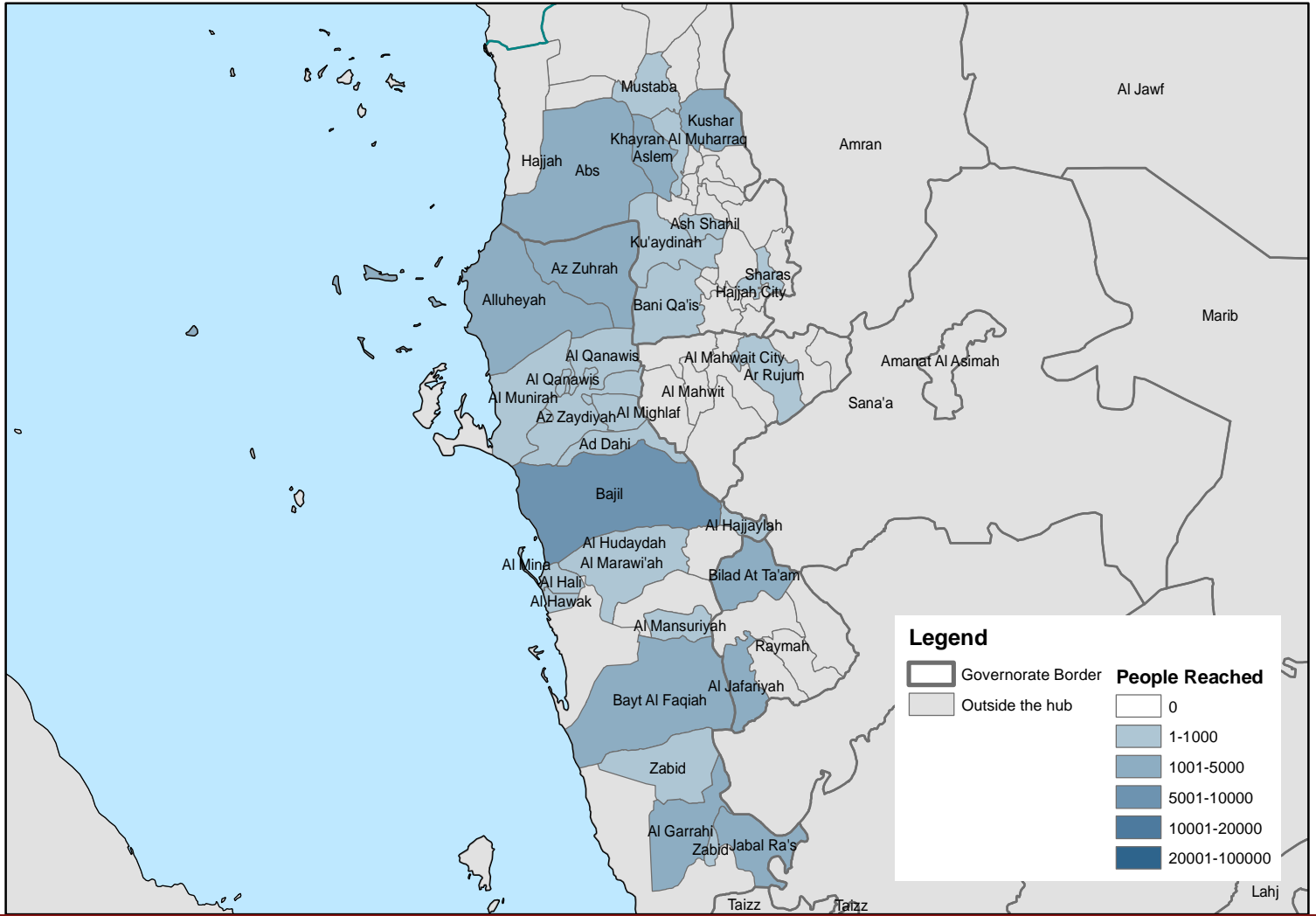


**1,736 [3%]**  
Rehabilitation and reconstruction support



**11,892 [5%]**  
Flood Mitigation Solutions

# AL HUDAYDAH HUB



## OVERVIEW



**588 K**  
People Targeted



**53 K**  
People Reached



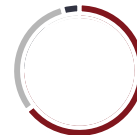
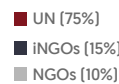
**9**  
Total Active Partners



**4**  
Governorates

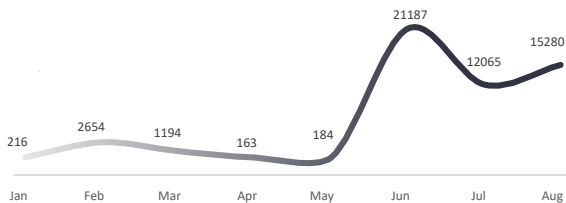
**35**  
Districts

Type of Partners



Partners with highest implementation  
UNHCR, NRC, DRC, AOBWC, IOM, YRCS

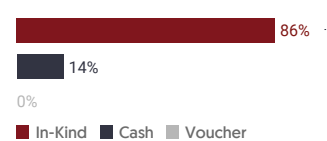
Trend of People Reached (Thousands)



Type of Population Assisted



Modality of Assistance



## FIGURES AT GLANCE

Note: Percentages reflect people reached / people targeted in the HRP 2022.



**400 [1%]**  
Preposition and distribution of Non Food Items



**62 [1%]**  
Preposition and distribution of Emergency Shelter



**42,855 [100%]**  
Distribution of Non-Food Items Kits



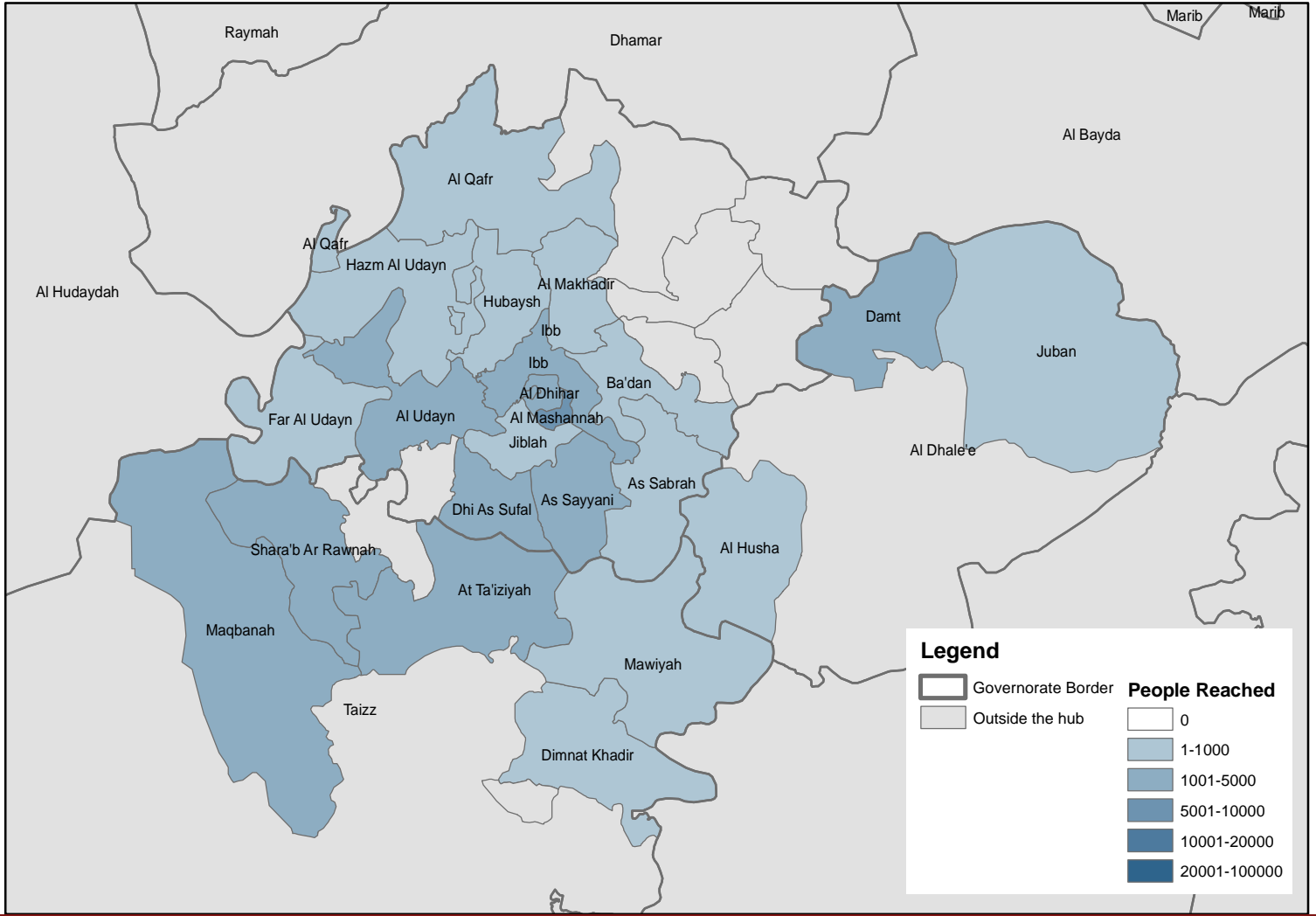
**2,780 [19%]**  
Distribution of emergency shelter kits



**9,296 [17%]**  
Provision of cash for rental subsidies

Legend

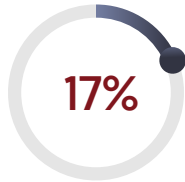
■ People Reached ■ Gaps



## OVERVIEW

**340 K**  
People Targeted

**57 K**  
People Reached



**11**  
Total Active Partners

**3** Governorates  
**26** Districts

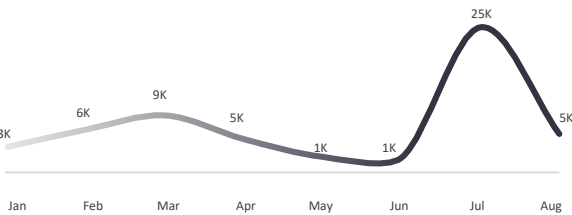
Type of Partners

- UN (71%)
- iNGOs (9%)
- NGOs (30%)



Partners with highest implementation  
UNHCR, QRCS, IOM, YRCS

Trend of People Reached (Thousands)



Type of Population Assisted

- IDPs (99%)
- Host Community (1%)
- Returns (0%)

Modality of Assistance

- In-Kind (66%)
- Cash (30%)
- Voucher (4%)

## FIGURES AT GLANCE

Note: Percentages reflect people reached / people targeted in the HRP 2022.



**37,711 [36%]**  
Distribution of Non-Food Items Kits



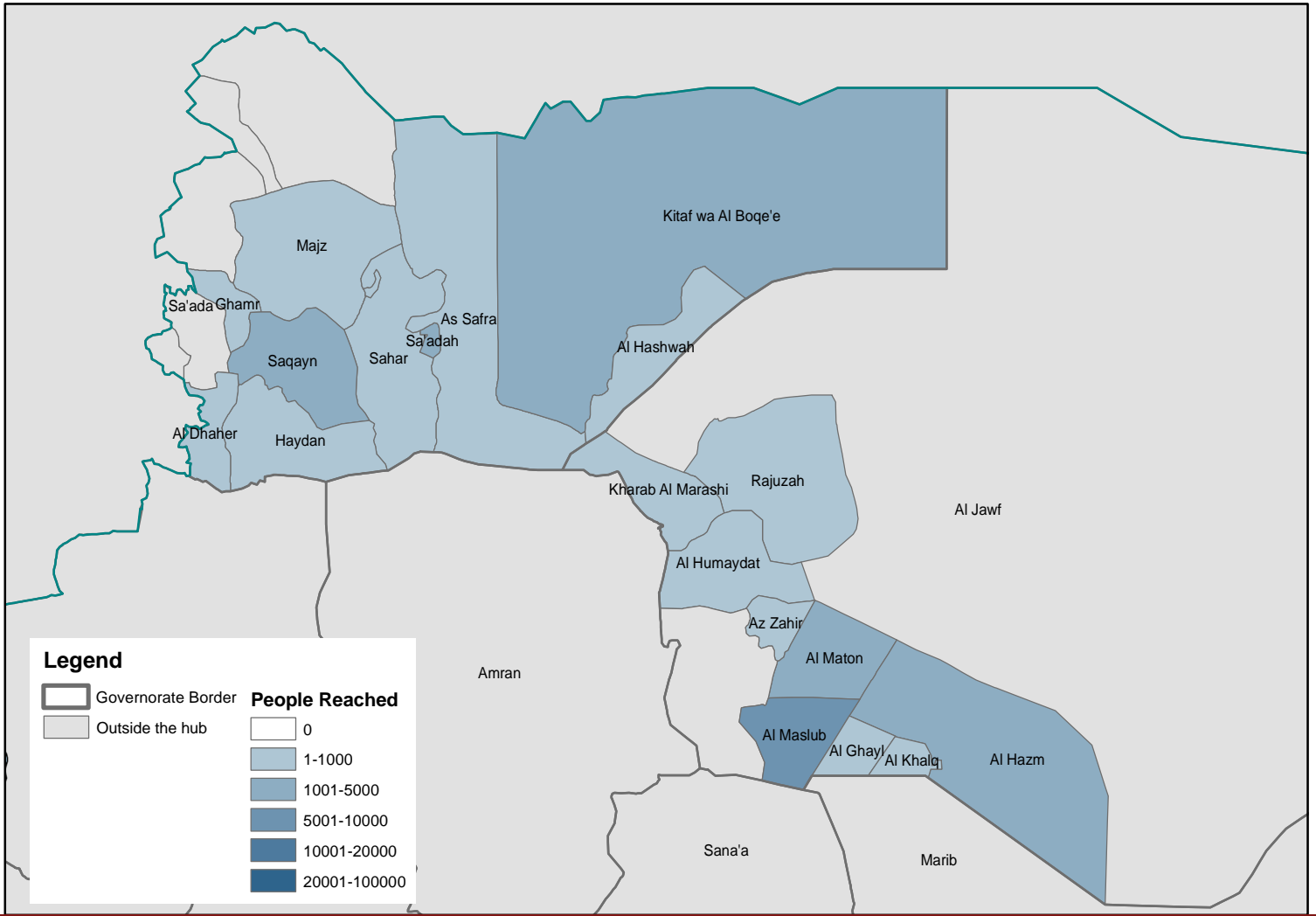
**1,691 [8%]**  
Distribution of emergency shelter kits



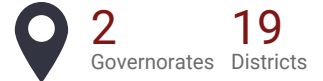
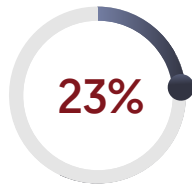
**25,920 [25%]**  
Provision of cash for rental subsidies

**Legend**  
People Reached Gaps

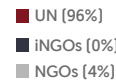
# SA'ADAH HUB



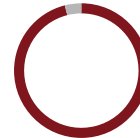
## OVERVIEW



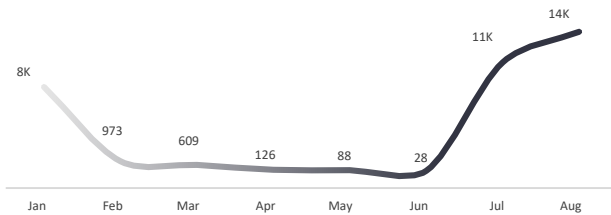
### Type of Partners



Partners with highest implementation  
UNHCR, YRCS




### Trend of People Reached (Thousands)



### Type of Population Assisted

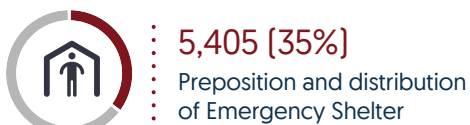


### Modality of Assistance

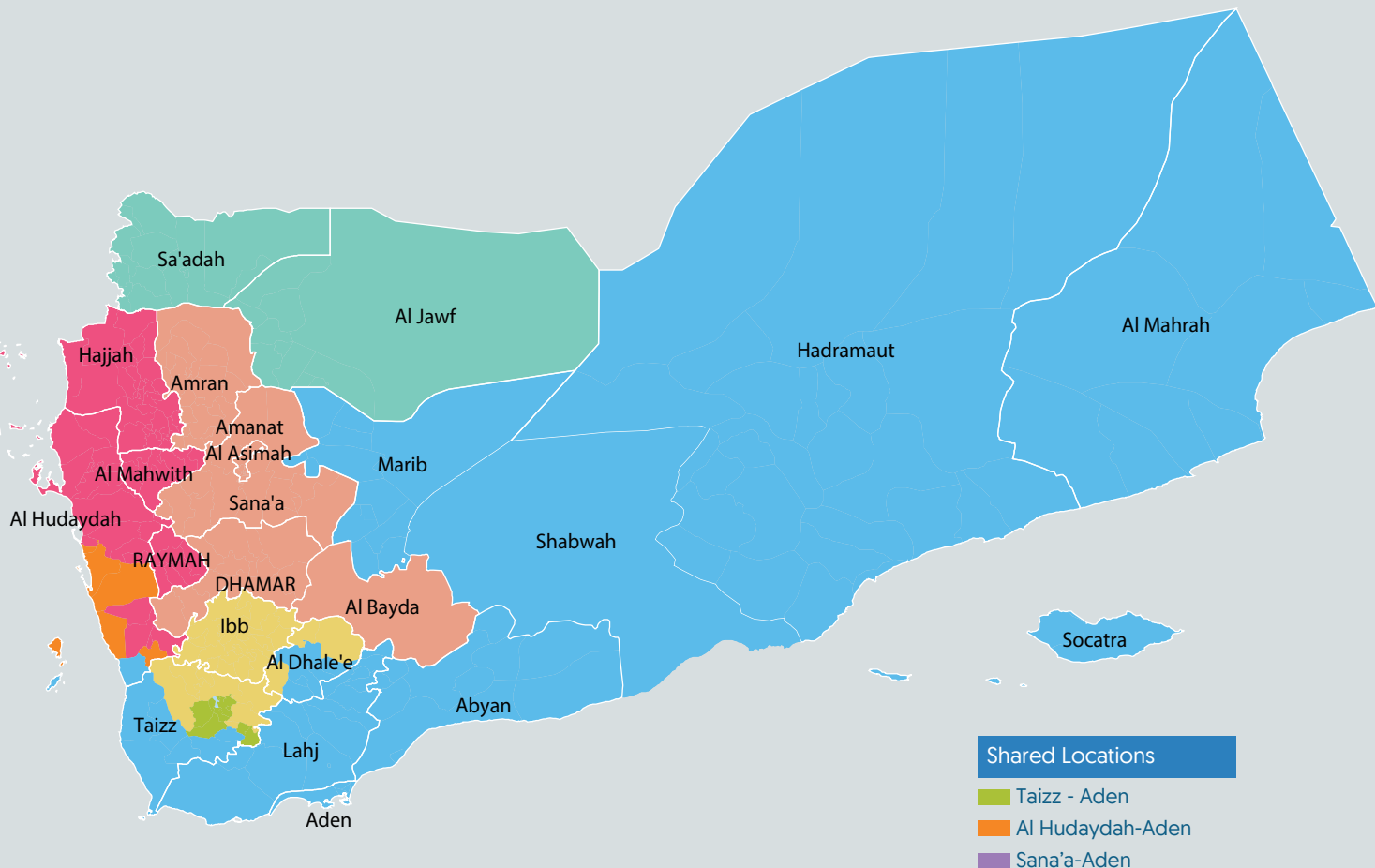


## FIGURES AT GLANCE

Note: Percentages reflect people reached / people targeted in the HRP 2022.



**Legend**  
■ People Reached ■ Gaps



## National Cluster Coordination Team

John Wain (UNHCR)  
National Cluster Coordinator  
Mobile: +967712225166  
Email: [coord.yemen@sheltercluster.org](mailto:coord.yemen@sheltercluster.org)

Monir AISobari (UNHCR)  
Deputy National Cluster Coordinator  
Mobile: +967712225045  
Email: [depcoord.yemen@sheltercluster.org](mailto:depcoord.yemen@sheltercluster.org)

Ali Al-Eryani (UNHCR)  
Information Manager  
Mobile: +967712225122  
Email: [im.yemen@sheltercluster.org](mailto:im.yemen@sheltercluster.org)

Aiman Al-Zoraiky (UNHCR)  
Technical Focal Point  
Mobile: +967712225106  
Email: [tech.yemen@sheltercluster.org](mailto:tech.yemen@sheltercluster.org)

Depika Sherchan (UNHCR)  
HLP Coordinator  
Mobile: +967712225316  
Email: [sherchan@unhcr.org](mailto:sherchan@unhcr.org)



 [sheltercluster.org/yemen](https://sheltercluster.org/yemen)

 [shelterclustye](https://twitter.com/shelterclustye)

 **Shelter Cluster Yemen**  
ShelterCluster.org  
Coordinating Humanitarian Shelter