



Left Photo: shelter packages in Zebbeh in Aleppo governorate.

Credit: UNHCR/PUI

Right Photo: Distribution of NFIs by Mercy without Limits in As-Sweida city during the 2025 emergency response.

Credit: MWL

Context & Needs

As-Sweida Emergency: As of 1 September, over **186,000 individuals** were displaced, with **42,126** accommodated in **collective centers and tents**. Most IDPs are in As-Sweida (61%), Dar'a (32%), and Rural Damascus (6%). By end-September, **110,064 individuals** had received assistance, however, winterization and shelter upgrades remain critical unmet needs.

Return Movements and Deir-ez-Zor mission (14–18 Sept): Spontaneous returns increased. Families are prioritizing **house repairs** and **winter NFIs**, but face challenges including **UXO contamination** and **loss of housing documents**.

Lattakia Wildfires: Between July and September, wildfires affected Rural Lattakia, displacing over **2,760 individuals**. **Needs assessments** and **NFI distributions** are ongoing, with plans for **minor housing repairs**.

Response Overview

NFI Assistance: Between January and September 2025:

- **Reach:** A total of **468,006 individuals** were supported with NFI interventions.
- **Modality:** Assistance was delivered through **core NFI distributions** and **monetized support**, allowing flexibility to meet household-specific needs.
- **Focus Governorates:** The response focused on **Aleppo, Idlib, Al-Hasakeh, and Rural Damascus** governorates.

Shelter Assistance:

- **289,181 individuals reached**, including **58% internally displaced persons (IDPs)** and **24% returnees**.
- **Key activities** included: Minor to moderate **housing repairs**, **Collective center rehabilitation**, and **Site infrastructure works**.

Winterization Preparedness (2025–2026 Season)

- **People in Need:** 5.14 million
- **Targeted Reach:** 2.02 million individuals
- **Funding Requirement:** USD 112 million
- **Priority Governorates:** Idlib, Aleppo, and Lattakia

Coordination

- **Emergency Response Mechanism (ERM):** Finalization expected in **October**, to strengthen rapid response capacity across sectors.
- **Capacity Building Initiatives:**
 - **Housing Repair Technical Guidance Training** held in **Damascus** and in **Deir Az-zour**
 - **NFI Guidelines Rollout Trainings** planned to be rolled out in **Qamishli** and **Deir-ez-Zor hubs**

Gaps & Challenges

- **Funding Constraints:** An **81% funding gap** is limiting shelter and NFI programming, especially for **winter assistance** and **housing repairs**.
 - **Fluctuating prices:** affecting **construction materials and NFIs** are increasing operational expenses and limiting the scale and speed of response.
 - **Access & Approvals:** **Prolonged administrative processes** and limited **HLP documentation** are hindering timely shelter rehabilitation.
- Data Limitations:** **Outdated housing damage assessments** are affecting prioritization and evidence-based planning.

KEY FIGURES

Shelter

Sector Partners (Reporting)

48

People in Need / Targeted

7M / 811K

Total Reach – 36% of 811K Targeted.

289,181



Non-food Items

Sector Partners (Reporting)

31

Core NFI

People in Need / Targeted

6.6M / 1.8M

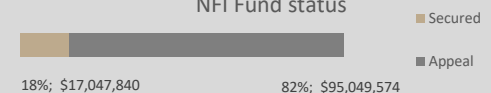
Reached: 468,006

Assisted: 307,568

Shelter Fund status



NFI Fund status



NATIONAL SECTOR TEAM – SYRIA

National Coordination - Patrick Cheruyot Mutai- Snr
Shelter/NFI Cluster Coordinator: mutaip@unhcr.org

National Co-Lead
Ministry of Local Administration and the Environment

Mariam Moawad - NFI National Co-Coordinator (SARC):
Mariam.muawad@sarc-sy.org

Baria Alkafre – Associate Shelter Officer
alkafre@unhcr.org / +963 (0) 933 209 480

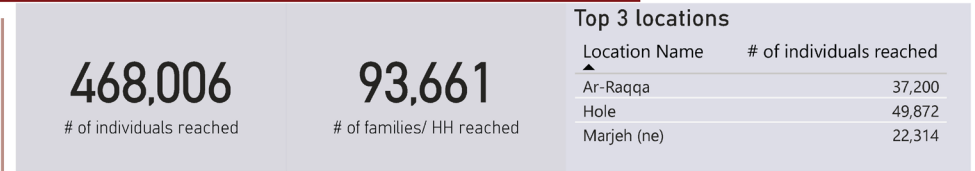
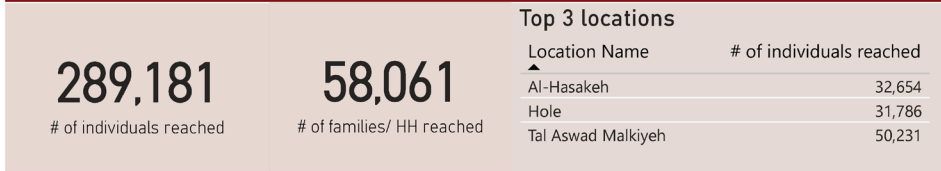
Zina Alkhiami - Assistant Field Officer:
zina.khiami@unhcr.org / +963 (0) 930 403 222

Muhammad Reda Habib – Information Management Associate
habibmu@unhcr.org / +963 (0) 993 346 458


Country page on ShelterCluster.org:
<https://sheltercluster.org/response/syria>

Relief web:
<https://response.reliefweb.int/syria>

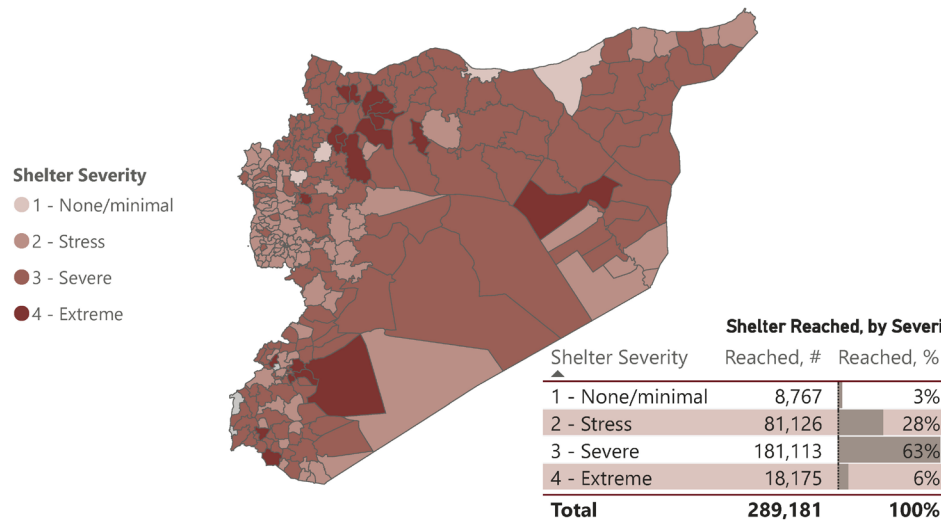
Shelter and NFI Target vs Reached



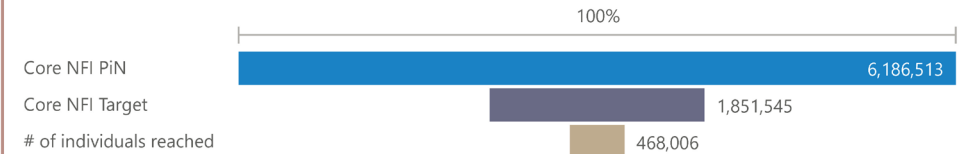
Shelter Target vs Reached



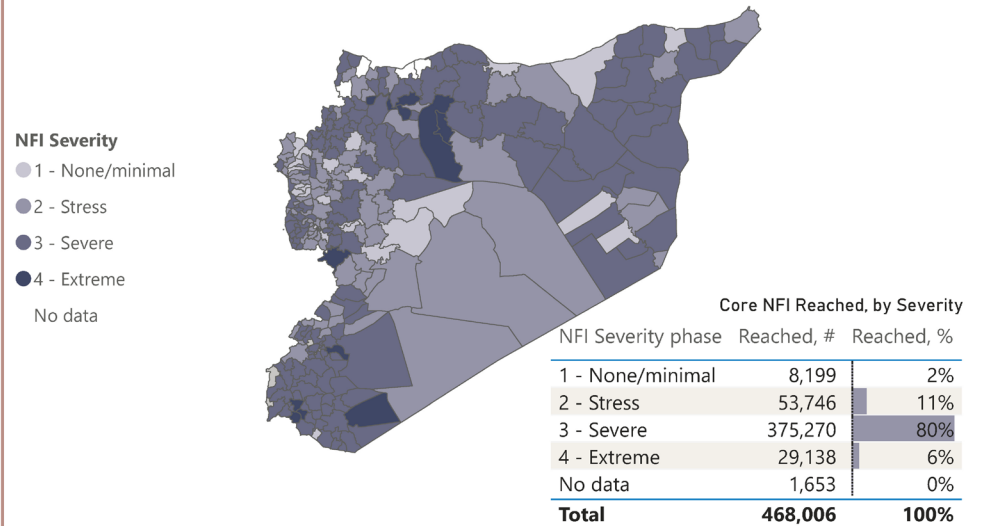
Shelter severity, by subdistrict



NFI Target vs Reached



Core NFI Severity, by subdistrict





Shelter Response As of September 2025



811,342

of individuals targeted

289,181

of individuals reached

58,061

of families/ HH supported

27

HRP Project

30

Non-HRP Project

49

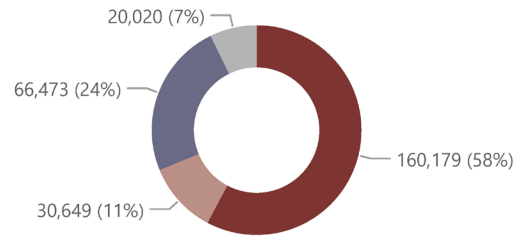
of organizations

48

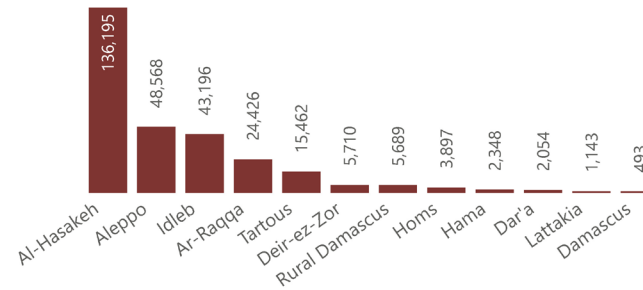
of Implementing partners

Organizations Name	# of individuals reached
UNHCR	118,025
Blumont	62,721
CARE	18,773
IOM	18,347
SECD	8,831
ICO	7,650
WATAN	7,476
IHH	7,275
HAI	4,378
NRC	4,255
BAHAR	3,700
HiHFAD	3,274
DRC	3,270
SHAFAK	3,228
ECHO	2,230
SHF	1,657
Violet	1,542
IHR	1,500
NDYD	1,240
ATAA	1,145
DCA	1,090
SS	1,072
SARD	990
SI	968
GOPA	689
QRCS	674
MVT	660
PUI	593
UNRWA	493
Bir	482
SCHF	296
UNHCR	250
Total	289,181

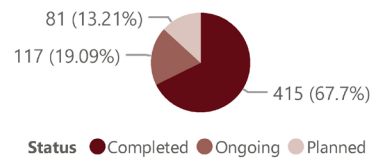
Reached by population type



Reached Per Governorate

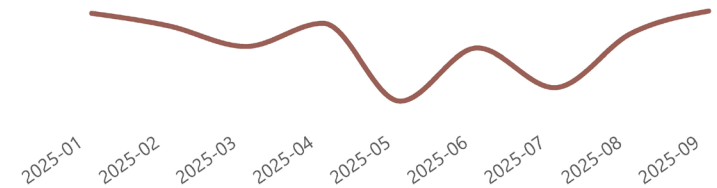


Project Status



Activity Name	Target	# of individuals reached	% of individuals reached	Gap
1.2.1: Installation/ construction of transitional shelters	12,550	1,562	12%	10,988
1.5.1: Rehabilitation/ adaptation of collective centres	13,318	13,201	99%	117
1.1.1: Repair of tents	14,174	7,365	52%	6,809
2.8.1: Capacity building of individuals/ beneficiaries to undertake sector interventions and/ or initiatives	23,250	141	1%	23,109
2.6.1: Rehabilitation of community infrastructure	46,500	56,445	121%	-9,945
1.6.1: Distribution/ installation of emergency shelter kits/ materials	50,000	32,856	66%	17,144
2.3.1: Implementation of repairs of heavy damage to housing units or unfinished housing (Heavy)	58,125	1,630	3%	56,495

of individuals reached by month





Core NFI Response As of September 2025



1,851,545

of individuals targeted

468,006

of individuals reached

93,661

of families/ HH supported

29

of organizations

31

of Implementing partners

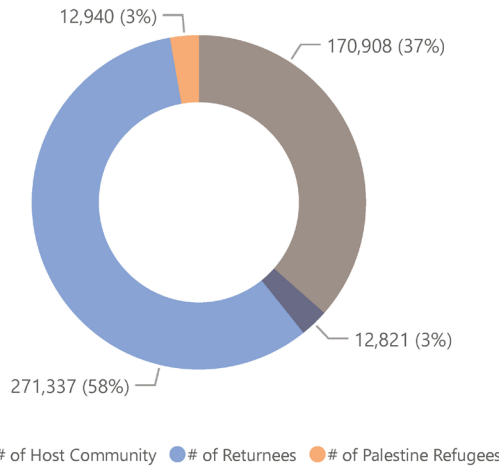
72,776

Supported female-headed household

22,344

Supported persons with disabilities

Reached by population type



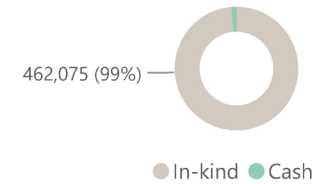
Activity Name	Target	# of individuals reached	% of individuals reached	Gap
1.1: Provision of core NFIs	1,299,894	468,006	36%	831,888
Total	1,299,894		36%	

Organizations Name	# of individuals reached
UNHCR	376,759
Blumont	35,262
WATAN	16,160
SR	11,793
IYD	11,100
MHD	6,086
acted	2,361
SHAFK	2,150
BAHAR	1,700
IRS	997
DCA	842
SARC	805
STC	635
AFH	550
Bir	412
NRC	318
Total	468,006

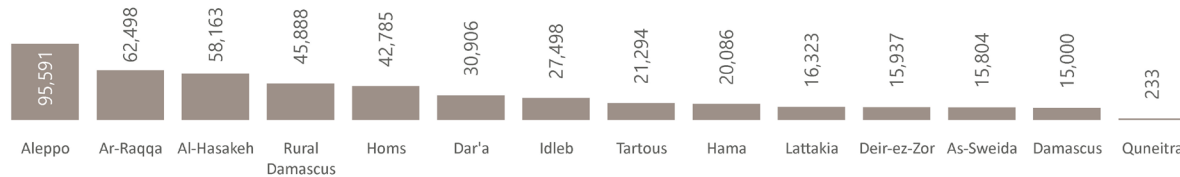
Reached by Assistance classification



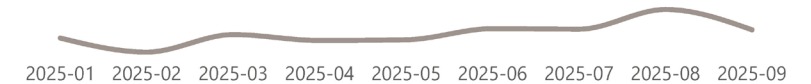
Reached by Assistance classification



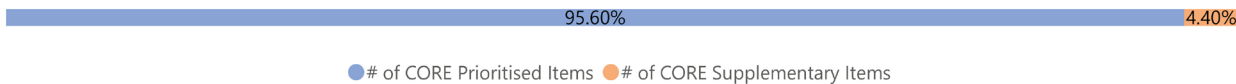
Reached Per Governorate



of individuals reached by month



NFIs distributed by classification



Reached Household is provided with a minimum of 3 prioritised items (in line with needs) or minimum cash transfer value and is therefore in a position to maintain health, dignity and safety and the undertaking of daily domestic activities.

Assisted Household is provided with less than 3 prioritised items and/ or supplementary items or minimum cash transfer value and is therefore unable to maintain health, dignity and safety and the undertaking of daily domestic activities.