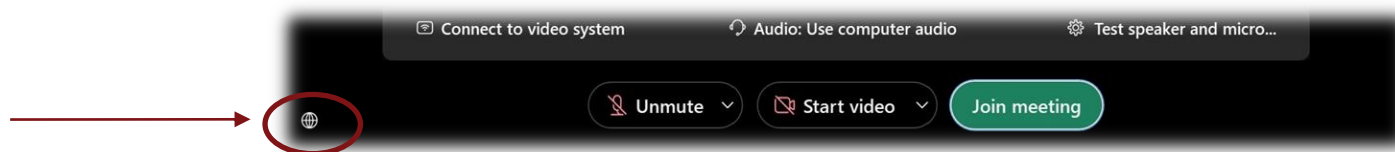


National Shelter NFI Cluster Meeting – 29.05.24

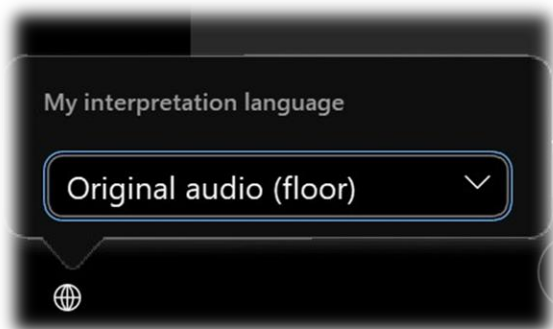


Photo by Proliska
Attack on residential area of Kharkiv on Saturday 25 May

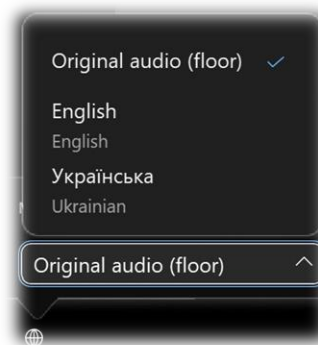
Англо-український переклад Interpretation into Ukrainian



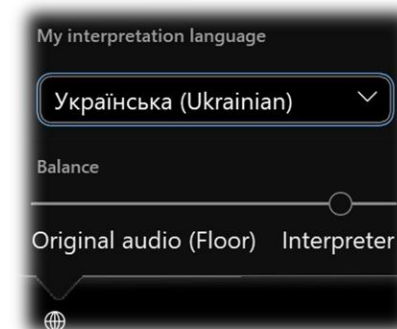
Step 1



Step 2



Step 3



- ✓ Speak slowly
- ✓ Говоріть повільно

- ✓ Speak clearly
- ✓ Говоріть чітко

Agenda

1. Introduction
2. Sub-National level cluster coordination highlights
 - *Eastern region general update*
 - *Northern region general update*
 - *Southern region general update*
 - *Western region general update*
3. 2024 Response Monitoring update; SIDAR updates
4. Winterization 2024-2025 (Update)
5. Technical coordination updates
6. Presentation from ZOA on Cash for Repairs approach
7. AOB
 1. *Buleryan stove with cooking surface (UNHCR | Richard Evans)*

John Wain

Introduction

2. Sub-national level cluster coordination highlights: Eastern region general update

Renee Wynveen / Lukasz Jakielski

- **Collaboration with North Hub and South Hub on emergency tools:** The SOP for coordination in emergencies, stock mapping, and response to shelling dashboards will be shared resource between 3 hubs
- **Collaboration with CCCM cluster in response to new displacement from Kharkiv** (repairs of collective centres, mobilization of NFIs from Shelter Cluster stock)
- Contribution to Intercluster **preparedness plans** for Donetska Oblast and Kharkiv city covers 3 months highlighting need for more detailed sectoral plans which will be focus of next few weeks
- May 23rd saw highest number of locations in East Hub oblasts requiring ESK highlighting a deterioration of situation especially in Donetska Oblast (highest number of locations since 29th December 2023)
- New Dashboard on repairs plans at hromada level
- **This week** –Shelter Cluster is monitoring light and medium repair activities in Kharkiv City
- Changes in East Hub team in April and May – recruitment from UNHCR and PIN ongoing
- **Upcoming Shelter Cluster Meetings**
 - 31st May in Kharkiv 11:30-13:30
 - 5th June Donetska oblast in Dnipro – TBC
 - 13th June Zaporizka Oblast in Zaporizhzhia TBC



*Use the QR code
to join our
WhatsApp groups*



*For more info on East Hub
dashboards and products*



2. Sub-national level cluster coordination highlights:

Northern region general update

Anastasiia Chornii

Meetings in June:

Regional meeting in Chernihiv – June 18, 2024

Next meeting in July/August:

Sub-national SNFI Cluster meeting (NFI) – July 4, 2024

Sub-national SNFI Cluster meeting (repairs) – July 17, 2024

Regional SNFI Cluster meeting (winterization) – August (with RSA representatives)

Emergency response:

- ESK response dashboard for **Chernihiv ad Sumy** (North Hub web-page)

Regular:

- **L*M repairs** – revision of duplication in SIDAR due to SOPs

Oblast	# of private HH		# of multistorey		eVidnovlennia		
	# of damages	SIDAR	# of damages	SIDAR	total	rejected	completed
Sumska	1198 (5271)	727	188 (757)	1028	2887	304	9
Chernihivska	8722 (9419)	5618 (3047)	1103 (1156)	868 (107)	4495		1598

Winterization

- Distribution of solid fuel (needs in presentation + meetings)

2. Sub-national level cluster coordination highlights:

Southern region general update

Tetiana Kurinska

- **Shelter Cluster meetings** – held in three oblasts of South Hub
 - Coordination meetings with three **oblasts authorities** (Winterization 23/24, emergency response, repairs, coordination with partners)
 - **ESK response dashboard** for South Hub (supported by East Hub)
 - Presentation of **Winterization 23/24 LL**
 - Coordination with local authorities on **Winterization 24/25** to learn the capacity, explore the opportunities to cover the needs and identify the gaps (Kherson and Mykolaiv – 0 winter budget; Odesa – not included by the Ministry)
- Regular Emergency response:** - Coordination of partners efforts related to the increased number of shelling



2. Sub-national level cluster coordination highlights:

Western region general update

Maksym Vakhovskyi

- Following occasional attacks SNFI Cluster partners in close contact with hromadas are among the first responders alongside SESU and ready to provide ESKs and other materials when required.
- West Hub SNFI Cluster team joined UHF team in the monitoring visit in Zakarpatska oblast. ZOA implemented Rental Support activities in the oblast. PDM to be shared.
- There is a tendency among partners to close or scale down NFI distributions in the West, although NFI assistance was still reported mainly to cater to the needs of new arrivals.

Photo from Zhmerynka provided by Rokada



SNFI Cluster Useful Links

Matthew Mawhinney

Main Links

- Website: <https://sheltercluster.org/response/ukraine>
- Mailing List: [Subscription on mailing list \(unhcr.org\)](#)
- Focal point registration: <https://enketo.unhcr.org/single/BghyhzxL>

SIDAR

- registration form: <https://forms.office.com/e/SmtjzmTdeR>
- Link to the site: <https://sidar.unhcr.org>
- AoR change form: <https://forms.office.com/e/7cYR74kSrw>

Media collection link

- SNFI Cluster photo collection link: <https://enketo.unhcr.org/single/Pksn6YfZ>
- SNFI Cluster video collection link: <https://enketo.unhcr.org/single/2szyksDL>

Response Monitoring

- Training materials for [response monitoring](#)

3. Information Management update

Location, Context, and Population

Theme
 Winter response

Population Group
 Internally Displaced
 Non-Displaced
 Returnees

Sector
 NFIs
 Shelter

Cluster Partner Achievements | Individuals Reached *

61,620 Emergency Shelter	811 Heavy repairs	98,921 NFIs for individuals	82,885 Winter clothes	251,438 Winter energy
31,765 Humanitarian repair <small>Light repairs</small>	2,803 Rental Support <small>Start-up or...</small>	942 Collective Site refurb.	66,902 Winter heating appliances	87,609 Winter NFIs
8,129 Medium rep...	5,486 Cash for rent	0 Prefab transitional shelter	6,071 Construction materials	74,033 Prykhystok

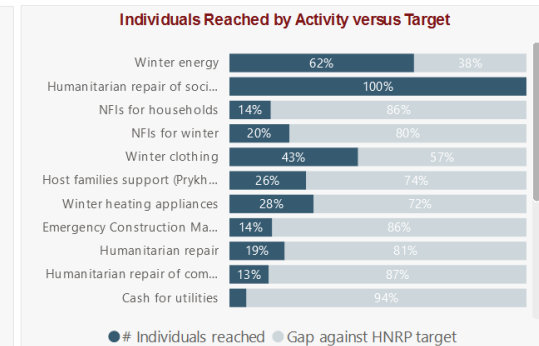
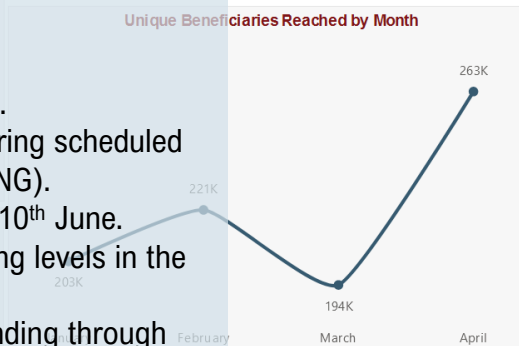
Key Figures

841,470
Unique Beneficiaries

Gap: 78% | Reach: 22%

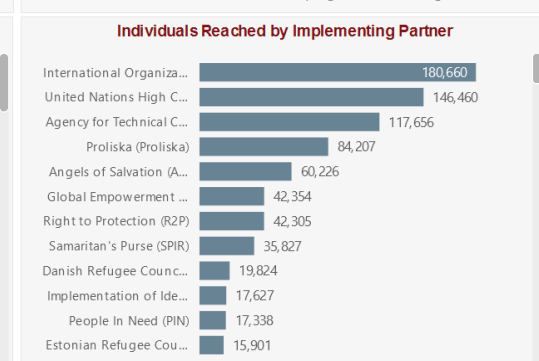
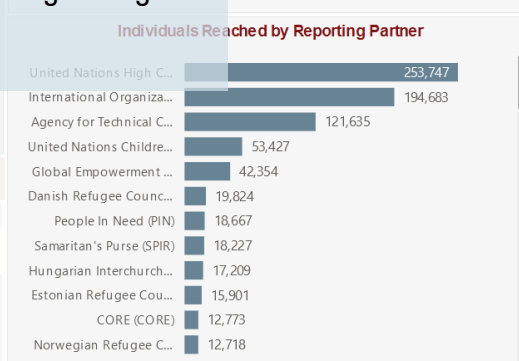
May update

- 2023/2024 Winter reporting closed.
- Monthly clinic on response monitoring scheduled for **June 5th** (UKR) and **June 6th** (ENG).
- Regular Response monitoring due 10th June.
- Call for review and update of funding levels in the Activity Planning Module (APM)
- Upcoming training on reporting funding through FTS



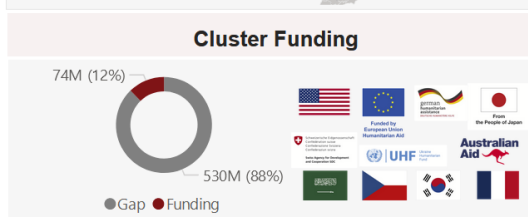
Profile of beneficiaries

30% Elderly	25% Children
45% Adults	6% People with disabili...
58% Female	42% Male



Humanitarian Needs

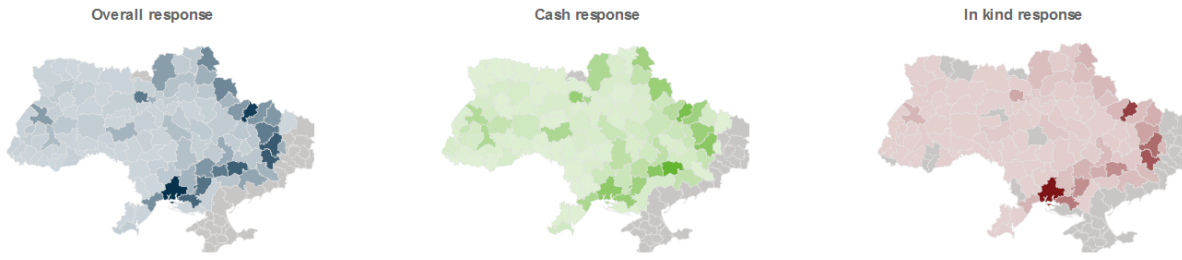
- 7,900,000**
People In Need
- 3,908,496**
Individuals Targeted
- 1,148,305**
IDPs Targeted
- 2,007,733**
Non-displaced Targeted
- 752,458**
Returnees Targeted



3. Information Management update

Top 5 Activities

Activity	# Individuals	# HHs	In kind (%)	Cash (%)	%Reach
Winter energy	251,438	123,425	28%	72%	62%
Humanitarian repair of social facilities	112,027	9,304	100%		121%
NFIs for households	98,921	57,550	100%		14%
NFIs for winter	87,609	47,625	100%	0%	20%
Winter clothing	82,885	32,679	93%	7%	7%
Total	577,465	270,583	69%	31%	32%



Response per month

Month	February		March		April				May				Total					
	%	Cash (%)	# Individuals	# HHs	In kind (%)	Cash (%)	# Individuals	# HHs	In kind (%)	Cash (%)	# Individuals	# HHs	In kind (%)	Cash (%)	# Individuals	# HHs	In kind (%)	Cash (%)
Winter energy	3%	81%	43,147	22,255	35%	65%	24,014	15,976	33%	67%	0	0	0	0	251,438	123,425	28%	72%
Humanitarian repair of social facilities	0%		1,759	1,014	100%		95,793	4,874	100%		0	0	0	0	112,027	9,304	100%	
NFIs for households	0%		31,089	15,479	100%		18,259	12,838	100%		0	0	0	0	98,921	57,550	100%	
NFIs for winter	0%		11,351	8,065	100%		11,514	4,033	100%		0	0	0	0	87,609	47,625	100%	0%
Winter clothing	3%	37%	59,224	18,973	98%	2%	4,955	853	91%	9%	0	0	0	0	82,885	32,679	93%	7%
Host families support (Prykhystok)				0			74,033	74,033			100%	0	0	0	74,033	74,033		100%
Winter heating appliances	3%	7%	13,433	7,555	94%	6%	3,285	2,241	89%	11%	0	0	0	0	66,902	35,727	93%	7%
Emergency Construction Material (ECM) and Emergency Shelter Kit (ESK)	0%		17,101	12,076	100%		14,945	6,926	100%		0	0	0	0	61,620	33,021	100%	
Humanitarian repair	1%	19%	14,242	6,731	85%	15%	12,970	6,602	89%	11%	0	0	0	0	39,894	18,896	86%	14%
Humanitarian repair of common spaces (multistory)	0%		7,563	3,178	100%		5,823	2,747	100%		0	0	0	0	20,905	9,708	100%	
Cash for utilities		100%	216	77		100%	551	133		100%	0	0	0	0	10,388	8,195		100%
Rental support		100%	413	151		100%	2,964	2,081		100%	0	0	0	0	5,486	2,907		100%
Refurbishment of Collective Sites	0%		526	185	100%		192	62	100%		0	0	0	0	942	455	100%	
Heavy repair	0%		150	64	100%		136	48	59%	41%	0	0	0	0	811	380	93%	7%
Insulation of substandard houses	0%		146	54	100%			0			0	0	0	0	386	145	100%	
Provision of white appliances	0%		51	17	100%		52	13	100%		0	0	0	0	153	46	100%	
Provision of Non-Standard NFIs				16,060				9,086			0	0	0	0		44,404		
Provision of sustainable energy at home level				0				0			0	0	0	0		0		
Reconstructions				11				0			0	0	0	0		46		
Transitional shelter				0				0			0	0	0	0		0		
Total	0%	40%	190,410	111,945	83%	17%	261,966	142,546	64%	36%	0	0	0	0	835,732	498,546	67%	33%

3. Information Management update



Activity

All

Oblast

All

SNFI Hub

All

Month

All

Modality & Sector

Modality

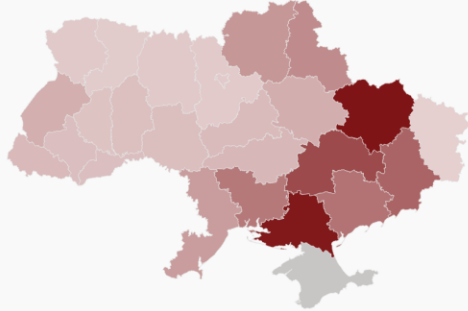
- Cash
- In Kind

Sector

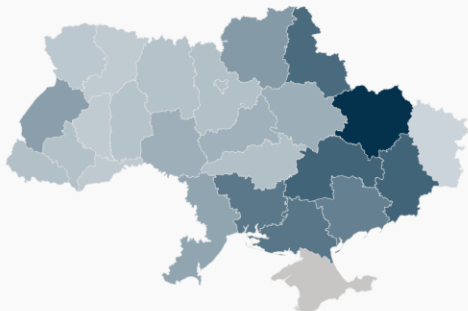
- NFIs
- Shelter

Response Location

Plan by Oblast



Response by Oblas



Cluster Partner Winter Achievements | Individuals Reached



474,048

Winter NFIs



312,560

Winter Clothes



139,705

Heating Appliances



953,104

Fuel/ cash for fuel



9,071

Insulation

13,152

Rental Start-up grant

9,684

Rental Final payment



7,263

Collective Site Heating system improvement

Key Figures



1,412,535 *

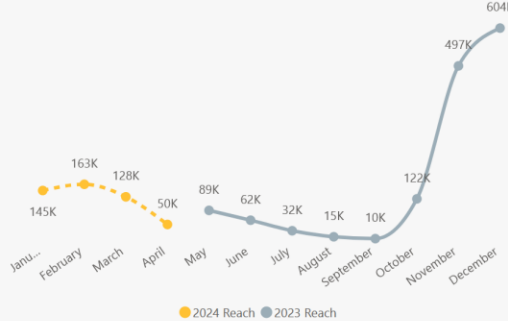
Individuals Targeted



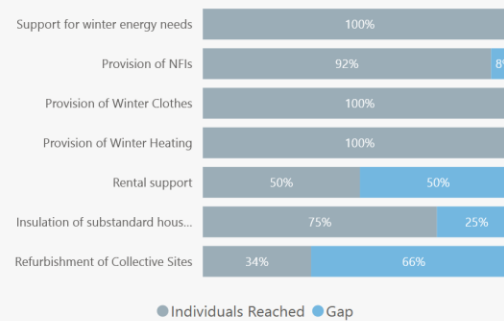
1,910,657

Individuals Reached

Unique Beneficiaries Reached by Month




Partner Targets against Individuals Reached



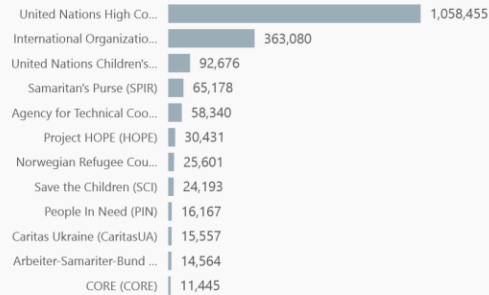
● Individuals Reached ● Gap

100%

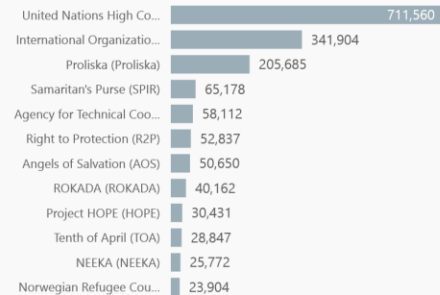
Profile of beneficiaries



Individuals Reached by Reporting Partner



Individuals Reached by Implementing Partner

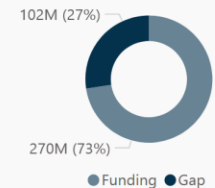


Humanitarian Needs



372M

Financial Requirements



4. Technical updates

Olena Vovk

FINDINGS in SIDAR :

- **MULTI-STOREY.** ORGANIZATIONS DO NOT ENTER INFORMATION ABOUT THE APARTMENT NUMBER.
- ORGANIZATIONS **DO NOT ALWAYS ENTER** INFORMATION ABOUT THE TYPE OF BUILDING AND THE STATUS OF THEIR ACTIVITIES.
- THE PROJECT DEADLINE HAS PASSED, BUT THE **STATUS HASN'T CHANGED** TO "COMPLETE".

DUPLICATION IN SIDAR :

- ONE OR MORE ORGANIZATIONS HAVE PROVIDED ASSISTANCE WITH L&M REPAIRS AT **ONE ADDRESS**
- ONE ORGANIZATION MAKES **SEVERAL RECORDS** AT THE SAME ADDRESS.

SIDAR & ACTIVITY INFO :

- THE NUMBER OF REPORTED HOUSEHOLDS IN ACTIVITY INFO (RMM) DIFFERS FROM THE NUMBER OF ADDRESSES IN SIDAR WITH THE STATUS "COMPLETED".
- NUMBER OF REPORTED HOUSEHOLDS (RMM) IS GREATER THAN THE NUMBER OF PLANNED HOUSEHOLDS (ARM) (SOME ORGANIZATIONS DID NOT PROVIDE INFORMATION ON THE NUMBER OF PLANNED HOUSEHOLDS)

CHALLENGES FOR PARTNERS :

- MANY SMALL ORGANIZATIONS (CHARITABLE, CHURCH) THAT DO NOT ENTER INFORMATION IN SIDAR.
- ORGANIZATIONS DO NOT ALWAYS HAVE THE HUMAN RESOURCES TO ENTER INFORMATION INTO THE SIDAR IN A TIMELY MANNER

5. Winterization 2024-2025 (Update)

Mykola Fadiiev

1) Lessons Learned 2023-24 were published ([ENG](#) and [UKR](#)).

2) On the 30th of April, the Shelter Cluster participated in an online meeting with the Vice Prime Minister of Ukraine - Minister of Reintegration of the temporarily occupied territories of Ukraine on distributing solid fuel to vulnerable populations in areas where military operations are/were conducted.

The following important agreements were reached:

- To develop a single form for collecting solid fuel needs of vulnerable populations in 9 oblasts (the crescent).
- To provide Shelter Cluster recommendations to partners on determining the single standard of the minimum amount of solid fuel per household for one season.
- This year, all partners are required to submit their solid fuel assistance plans to the Cluster and the Government as early as possible.

3) A Task Force Team was established to develop Winterization Recommendations for 2024-25. The next meeting is on May 30th.

6. Technical coordination updates

Mykola Fadieiev

1) **Activities Handbook v1.2 ENG** will be published on 5th of June.

Main changes:

- Chapter 5 “Targeting, Prioritization & Vulnerabilities” was expanded.
- Preconditions & Activity-specific vulnerabilities added for each activity section.
- Annexes for the questionnaire template added, as well as methodology guidelines.

2) A Task Force Team was established for Rental Market Initiative guidelines 2024-25.

Activities Handbook v.1.2 – Updated Chapter

5. Targeting, Prioritization & Vulnerabilities

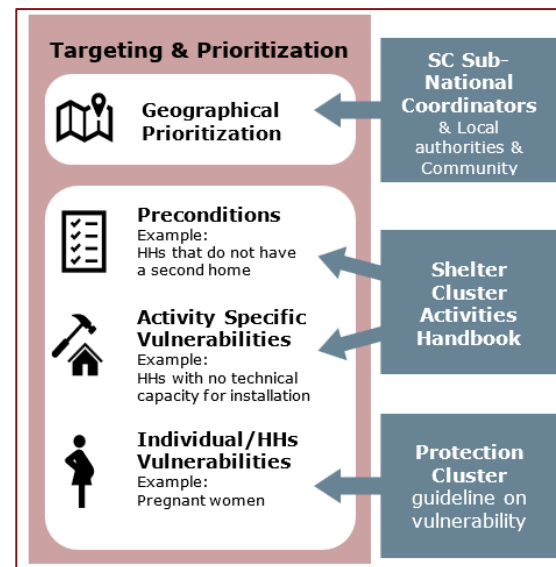
For operational purposes and as a guideline and recommendation for the partners, Shelter Cluster outlines the recommended principles for targeting and prioritization.

Targeting approaches

Humanitarian assistance can be delivered through either a blanket or a targeted approach¹. Shelter Cluster demonstrates an example of a standard procedure for targeting as a decision tree in [Annex A](#). To achieve a targeted approach, four key components contribute to appropriately prioritized targeting: *Geographical Prioritization*, *Preconditions*, *Activity Specific Vulnerability*, and *Individual/Household Vulnerabilities*. This chapter aims to define each of these components.

Geographical Prioritization

Various factors related to an area's geography can affect the prioritization of activities chosen for that location. For example, limited access, proximity to conflict zones, or recent emergencies like attacks can all impact the process. To address this, the Shelter Cluster has outlined the relevant [Geographical Contexts](#) for each activity in this handbook. Typically during the assessment, this step



Activities Handbook v.1.2 - New sections

Preconditions:

#	Checklist*
Technical	
1	Is the house/apartment damaged by war?
2	Does the degree of damage correspond to the Shelter Cluster's guideline on Light and Medium repair? Broken Windows <input type="checkbox"/> Broken Doors <input type="checkbox"/> Minor Roof Damages <input type="checkbox"/>
3	There is no 'structural damage' to the shelter elements.
4	Are the building's essential services functional (electricity, water supply, heat supply, sewerage, etc.) or easily repairable for future use? (particularly for multistory buildings)
5	Does the organization carrying out the assessment have the capacity to do adequate repairs according to the Shelter Cluster guidelines for L&M repairs? (partial repairs are prohibited)
Non-technical	
1	This household does not live in a (habitable) dwelling in a building with approved permits
2	Is there approved permission from the Homeowner's association or municipal services (for apartment buildings) to carry out repairs?

Activity-Specific Vulnerabilities:

Common	
Vulnerability Identifier	Recommendation
HHs not included in GoU's compensation programs* (e.g., rejected due to HLP issues)	Prioritization of this indicator during needs assessment
Damaged HHs concentrated in one area (e.g., on the same street)	Assistance taking into consideration social cohesion & minimizing social friction
HHs currently living in their damaged dwelling	Priority is to avoid displacement unless security risks or evacuation has been issued.
Specific to Multistory Building	
Vulnerability Identifier	Recommendation
HHs living in older apartments in Multistoried Brick Buildings (vs Reinforced Cast Concrete Buildings)	Multistoried Brick Buildings are normally older and have fewer floors, making them more vulnerable to explosions.**

Activities Handbook v.1.2 - Annexes

Annex B – An Example of the Questionnaire (for Shelter Support non-technical assistance stage)

Precondition: This criterion must be met before proceeding with this checklist		Yes/No ⁸
1	This household does not own an alternative accessible (habitable) dwelling in a government-controlled area.	
2	Is the intervention in line with social cohesion aspects (especially where multiple damaged properties are in the vicinity)?	
3	The household has not received assistance for repairs from other sources.	
4	Has the implementing organization checked the address on SIDAR ?	
Vulnerability criteria for priority assistance		
A	Individual Vulnerability and Socio-Economic Criteria	Points⁹
		Score
1	Single-headed households and/or women who are the main caregivers for the family	
2	Persons with disabilities ¹⁰	
3	Older persons (60+)	
4	Families with three or more children (under 18 or 23 years if they are studying)	
5	Pregnant women and families with children under three years old	
6	Foster families	
7	Members of minority groups (Roma community, stateless persons, persons with undetermined nationality, LGBTQI+ persons, Crimean Tatars, etc.)	
8	People who are unable to meet basic needs and achieve a minimum standard of living ¹¹	
9	Persons with chronic illness and serious medical conditions (including mental health issues)	
10	Unemployed people who lost their jobs due to the war (including the disruption of economic ties) or cannot access them.	
11	Any other case that does not fit in the above list and appears to have special needs (use Protection Cluster Guidelines)	
Total A		
B	Activity Specific Vulnerability	Points
		Score
1	HHs currently living in their damaged dwelling	
2	Damaged HHs concentrated in one area (e.g., on the same street)	
3	Any other case that does not fit the above list and appears to have special needs	
Total B		
Total (A+B)		

This table serves merely as an example! Kindly refrain from regarding it as a blueprint for a scorecard!



Annex C – Operational guidelines on Scoring vulnerabilities

Each response to each question in the scorecard is assigned a score. The value, or weight, of each score, is in accordance with the level of vulnerability that the indicator represents (e.g., a response indicating no or limited vulnerability may score 0; a response indicating some vulnerability scores 1; a response indicating high vulnerability may score 5). Those indicators considered to be most critical should be assigned relatively higher scores. Assigning high scores to indicators that are not strong determinants of vulnerability will increase the weighting of these responses and skew the findings.

Scoring/weighting of responses within an indicator

In cases where a question has multiple possible answers, each response must be assigned a score, and there are various ways in which this can be done:

- Each response can be considered to be on a scale of increasing vulnerability and allocated a different score (i.e., 0, 1, 2, 3, etc.). For example, a question on the number of household income sources is needed. When assigning scores in this way, it's essential to keep in mind the relative range of high scores from other indicators. Assigning increasingly high scores to responses within an indicator can risk increasing the weighting of these responses and skewing the findings.
- Several responses may be given the same score to define clear tiers in vulnerability. For example, in the case of a question on the accommodation type, a rented apartment or own house may both score 1; an unfinished building, communal shelter, or living with a host family may score 3, while living in the tent scores 5.

6. Presentation from ZOA on Cash for Repairs approach

From relief to recovery



- ZOA operates in 15 countries worldwide
- Zakarpattia, Chernihiv, Kherson and Mykolaiv regions in Ukraine
- Shelter, Livelihood, MPCA

7. AOB

- *Buleryan stove with cooking surface + chimneys (UNHCR | Richard Evans)*

Піч булерьян з варильною поверхнею Buleryan stove with cooking surface		
Висота, мм	Height, mm	550
Ширина, мм	Width, mm	530
Глибина, мм	Depth, mm	700
Вага, кг	Weight, kg	65
Діаметр димоходу, мм	Chimney diameter, mm	120