

GAP ANALYSIS

Data used for the analysis

- 1. Information at community level from ACU (Assistance Coordination Unit) datasets (needs and impact datasets) as of 23 of February**

Impact

IDPs/community after the EQ

completely destroyed houses by the EQ

Needs

tents needed

mattresses and blankets needed

liters of fuel needed/person/day

- 2. 4W SC partners**

Response provided at community level

- 3. Collective and reception centers from CCCM cluster site tracker**

GAP ANALYSIS

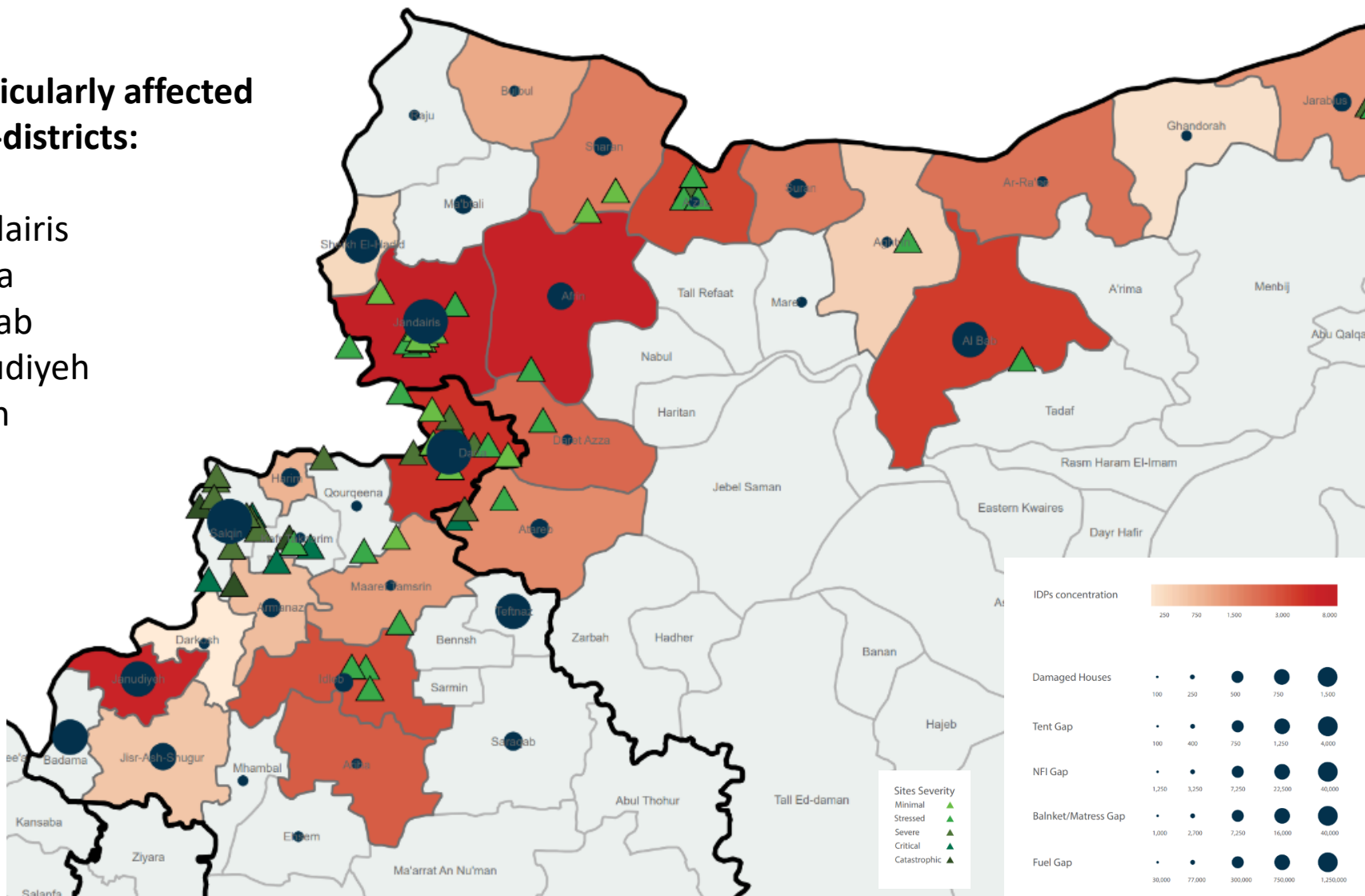
Disclaimer: The achieved and gaps are calculated by subtracting needs data from the response data and calculated as a percentage of the total. Sources SNFI NWS EQ Emergency Response Consolidated 27Feb2023/ Syria-earthquake-imp

		A10. عدد الخيام # of needed tents				A11. عدد البطانيات والاصفيجات اللائمة # of blankets and mattresses				Heating fuel/Litres وقود التدفئة/ليتر				Core NFI Kits						
Date - التاريخ	البلد	المدينة او القرية (City or Village)	Adm	Needs	Response	Achieved	Gap	Needs	Response	Achieved	Gap	Needs	Response	Achieved	Gap	Core NFI Kits need	Core NFI kits distribut	Achieved	Gap	Tot
23/02/2023	Idleb	Teftnaz	C3932	10	-	0%	100%	100	-	0%	100%	3,000	-	0%	100%	100	-	0%	100%	
23/02/2023	Aleppo	Atareb	C1022	100	327	327%	0%	1,000	788	79%	21%	30,000	-	0%	100%	1000	-	0%	100%	
23/02/2023	Aleppo	Daret Azza	C1139	150	-	0%	100%	1,500	1,310	87%	13%	45,000	4,600	10%	90%	1500	461	31%	69%	65
23/02/2023	Aleppo	Bazagha	C1188	100	-	0%	100%	1,000	-	0%	100%	30,000	-	0%	100%	1000	-	0%	100%	
23/02/2023	Aleppo	Al Bab	C1202	325	-	0%	100%	3,250	-	0%	100%	97,500	-	0%	100%	3250	-	0%	100%	
23/02/2023	Aleppo	Qabasin	C1209	300	-	0%	100%	3,000	-	0%	100%	90,000	-	0%	100%	3000	-	0%	100%	
23/02/2023	Aleppo	Ar-Ra'ee	C1250	120	-	0%	100%	1,200	-	0%	100%	36,000	-	0%	100%	1200	-	0%	100%	
23/02/2023	Aleppo	Afrin	C1366	500	611	122%	0%	5,000	6,917	138%	0%	150,000	1,000	1%	99%	5000	347	7%	93%	
23/02/2023	Aleppo	Bulbul	C1391	50	300	600%	0%	500	-	0%	100%	15,000	-	0%	100%	500	-	0%	100%	
23/02/2023	Aleppo	Yabseh	C1401	16	-	0%	100%	160	-	0%	100%	4,800	-	0%	100%	160	-	0%	100%	
23/02/2023	Aleppo	Bali - Koy	C1407	1	-	0%	100%	10	-	0%	100%	300	-	0%	100%	10	-	0%	100%	
23/02/2023	Aleppo	Jandairis	C1426	2,500	3,513	141%	0%	25,000	9,075	36%	64%	750,000	16,025	2%	98%	25000	2639	11%	89%	
23/02/2023	Aleppo	Taqiyeh - Kamrash	C1464	15	-	0%	100%	150	-	0%	100%	4,500	-	0%	100%	150	-	0%	100%	
23/02/2023	Aleppo	Raju	C1484	50	-	0%	100%	500	-	0%	100%	15,000	-	0%	100%	500	-	0%	100%	
23/02/2023	Aleppo	Meidan Ekbis	C1488	25	-	0%	100%	250	-	0%	100%	7,500	-	0%	100%	250	-	0%	100%	
23/02/2023	Aleppo	Sharan	C1497	15	150	1000%	0%	150	-	0%	100%	4,500	-	0%	100%	150	150	100%	0%	
23/02/2023	Aleppo	Tal Elosud	C1498	30	-	0%	100%	300	-	0%	100%	9,000	-	0%	100%	300	-	0%	100%	
23/02/2023	Aleppo	Mhabbaba - Naz Oshaghi	C1502	50	-	0%	100%	500	-	0%	100%	15,000	-	0%	100%	500	-	0%	100%	
23/02/2023	Aleppo	Maydan Afrin	C1505	20	-	0%	100%	200	-	0%	100%	6,000	-	0%	100%	200	-	0%	100%	
23/02/2023	Aleppo	Mashaala	C1520	35	-	0%	100%	350	-	0%	100%	10,500	-	0%	100%	350	-	0%	100%	
23/02/2023	Aleppo	Sheikh El-Hadid	C1525	450	-	0%	100%	4,500	-	0%	100%	135,000	-	0%	100%	4500	-	0%	100%	
23/02/2023	Aleppo	Khazafiyeh - Qorret Matlaq	C1527	200	-	0%	100%	2,000	-	0%	100%	60,000	-	0%	100%	2000	-	0%	100%	
23/02/2023	Aleppo	Anqala	C1528	100	-	0%	100%	1,000	-	0%	100%	30,000	-	0%	100%	1000	-	0%	100%	
23/02/2023	Aleppo	Sinnara	C1529	150	-	0%	100%	1,500	-	0%	100%	45,000	-	0%	100%	1500	-	0%	100%	
23/02/2023	Aleppo	Mazineh - Aranda	C1530	150	-	0%	100%	1,500	-	0%	100%	45,000	-	0%	100%	1500	-	0%	100%	
23/02/2023	Aleppo	Maghar - Maghar Jeq	C1533	80	-	0%	100%	800	-	0%	100%	24,000	-	0%	100%	800	-	0%	100%	
23/02/2023	Aleppo	Mostakan	C1534	50	-	0%	100%	500	-	0%	100%	15,000	-	0%	100%	500	-	0%	100%	
23/02/2023	Aleppo	Hamu Raju	C1538	50	-	0%	100%	500	-	0%	100%	15,000	-	0%	100%	500	-	0%	100%	
23/02/2023	Aleppo	Ma'btali	C1552	300	-	0%	100%	3,000	-	0%	100%	90,000	-	0%	100%	3000	29	1%	99%	
23/02/2023	Aleppo	Yakhur - Ayki Yakhur	C1555	200	-	0%	100%	2,000	-	0%	100%	60,000	-	0%	100%	2000	-	0%	100%	
23/02/2023	Aleppo	Salama	C1561	25	160	640%	0%	250	900	360%	0%	7,500	4,600	61%	39%	250	160	64%	36%	36
23/02/2023	Aleppo	Azaz	C1564	450	170	38%	62%	4,500	2,240	50%	50%	135,000	500	0%	100%	4500	727	16%	84%	4
23/02/2023	Aleppo	Akhtrein	C1581	8	120	1500%	0%	80	-	0%	100%	2,400	-	0%	100%	80	80	100%	0%	
23/02/2023	Aleppo	Dabeq	C1597	45	-	0%	100%	450	-	0%	100%	13,500	-	0%	100%	450	-	0%	100%	

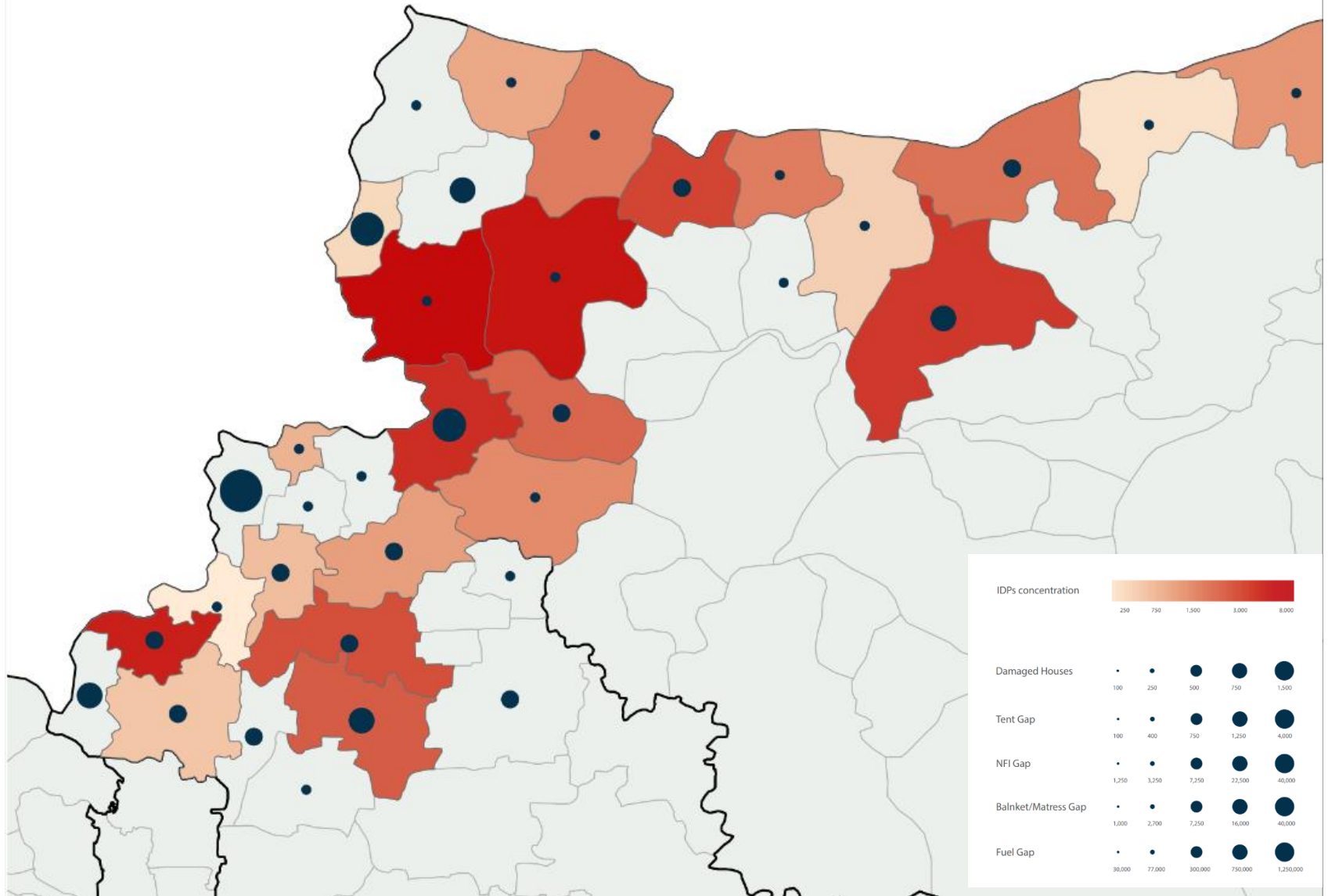
IDPs concentration and completely destroyed houses at subdistrict level

Particularly affected sub-districts:

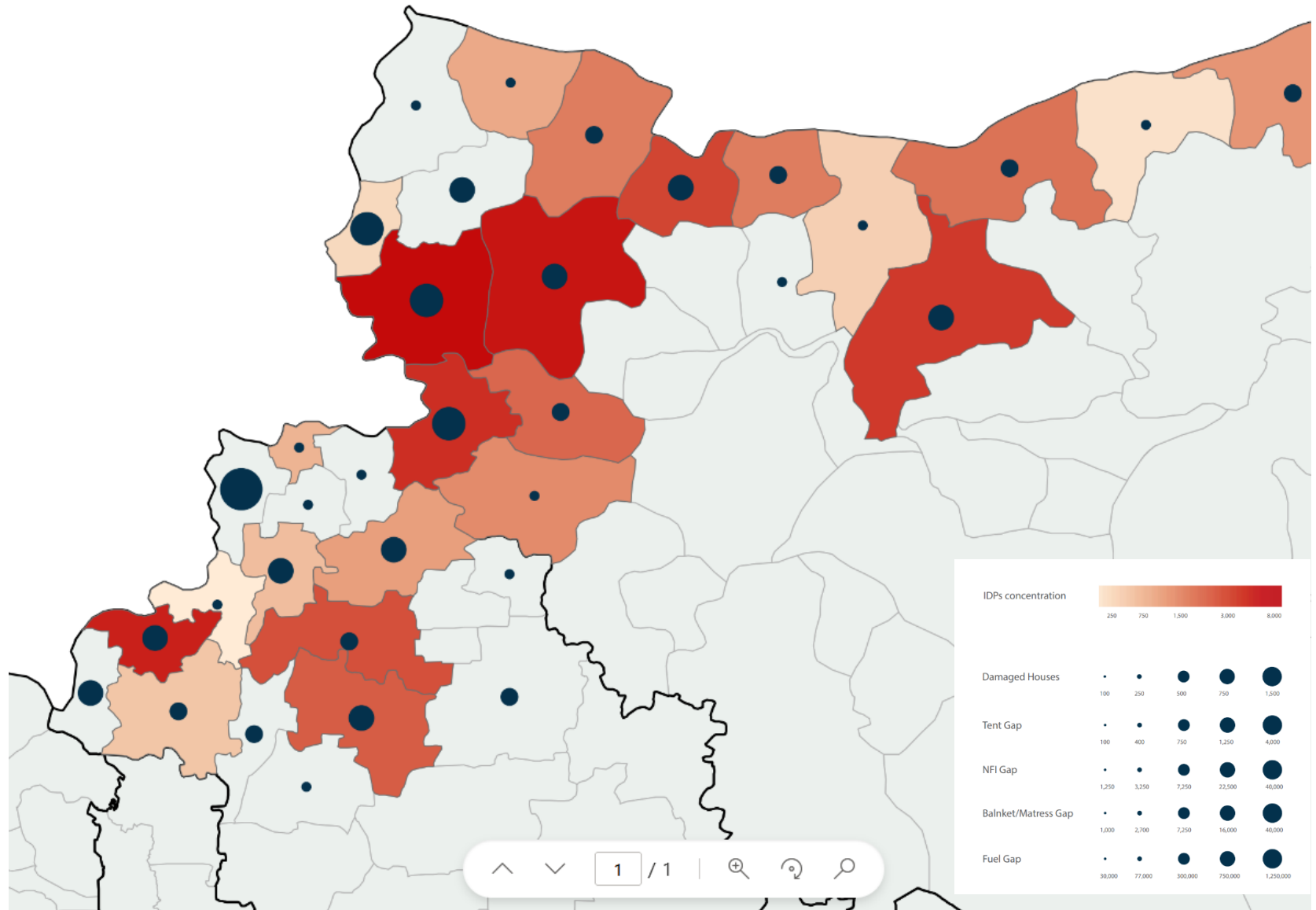
Jandairis
 Dana
 Al Bab
 Janudiyeh
 Afrin



IDPs concentration and gap in tents at subdistrict level



IDPs concentration and gap in NFI kits at subdistrict level



IDPs concentration and gap in fuel at subdistrict level

