

## SITUATION OVERVIEW

### GAZA

- As of September 2025, a total of 12,000 tents has entered the Gaza Strip.
- According to SMC (Site Management Cluster) reporting tool, 60% of households consider shelter as priority 1 while 29% consider NFI, while priority 2 is hygiene and 3 is food
- Displacement (SMC) As of 27 September, an estimated 2.1 million people live in Gaza, with 82% of the territory either within militarized areas or under displacement orders. (OCHA)
- Since 14 August, an estimated 446,115 movements have been observed, including 397,291 movements crossing from North to South.
- IDPs are facing many challenges related to limited availability of emergency shelter materials, a lack of plots of land to erect tents or makeshift shelters, high

rental fees for land or housing units, transportation costs, high prices of shelter materials, severe overcrowding at displacement sites, and the lack of services.



Displacement in Gaza City - Salma Al Taweel/NRC

### WEST BANK

- Rapid Rental Market Assessment covering Tulkarm & Jenin Governorates *published*. Partners Participated in the assessment: PARC, WeWorld, ACF, ACTED, and NRC
- Data collection was conducted by 30 Key Informant Interviews from 13–20 July 2025. The Participants were landlords, displaced tenants, municipal councils, brokers, rental experts, and humanitarian actors.
- The Key Findings are listed below.
- **Rental Market Dynamics:** Regarding Informal access, strong reliance on kinship/social networks isolated families excluded.
- **Affordability crisis:** Tulkarm high rents limit access for low-income families. Jenin scarcity forces households into outskirts, overcrowded, or substandard units.
- **Housing types:** Tulkarm = standard apartments (often unfinished) and Jenin = student housing, caravans, very small units.
- **Prices & Supply:**
  - Rising rents due to demand/supply imbalance with typical ranges:
    - Small/low quality: 500–800 NIS
    - Larger apartments: 1,800–2,000 NIS. In general, internally displaced people pay between NIS 1,000-1,500 plus utilities.
    - Jenin faces severe shortage of family-sized units and Tulkarm supplies slightly better.
- Scoring and prioritization for rental assistance is being finalized after receiving input from partners

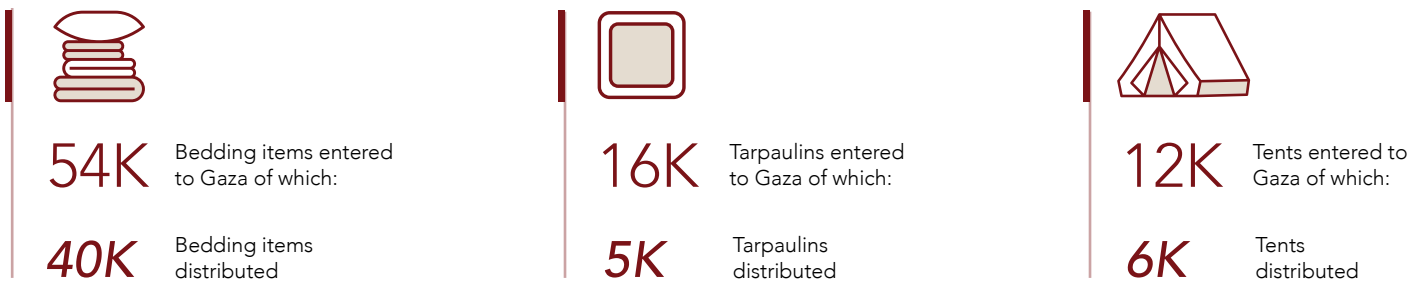
## NATIONAL SHELTER CLUSTER ACTIVITY UPDATE

- The shelter cluster is currently engaged in the resource mobilization document called the Flash-Appeal for 2026 (replacing the HNRP), which will cover both Gaza and the West Bank. This document will outline high-level activities and related cost estimates. It will provide a comprehensive estimate of the resources needed to provide targeted, high-priority humanitarian assistance to Gaza and the West Bank. At the same time, the Shelter cluster IM team is analyzing the Shelter Severity Indicators classification to classify by administrative unit based on a severity rank and to calculate People in Need.
- Winterization preparedness - [Winterization recommendations](#) have been published, building on the lessons from last winter and in consultation with partners and SMC. Winterization IEC from last year is currently under revision. Technical Guidance on Tents Assistance in Gaza has been by the TSA TWG published on SC website The IEC Sub-TWG published IEC materials on "[Temporary Occupancy of Damaged Buildings](#)" in English and Arabic.
- HF reserve allocation - Five shelter partners (Gaza) were requested to submit through the GMS under the 2025 Third Reserve Allocation - Track 2 (48 Hours Allocation):
- The Grants Management System (GMS) was open between Monday 22nd September 2025 till Thursday, 25th September 2025

## SHELTER ASSISTANCE

Between 30 August – 30 September 2025, partners on the ground continued providing shelter relief items despite immense constraints:

### GAZA



Above the difference between the items entered to Gaza and what was distributed must consider looting and other impediments.

Concerns were raised regarding the distribution modality of tarpaulin sheets. Some partners provide only one sheet per family, while needs assessments show that coverage should be based on household needs and gaps, to ensure sufficient protection. The Shelter Advisory Group (SAG) recommended linking tarpaulin distribution with multi-purpose cash (MPC) assistance or emergency vouchers, enabling families to purchase timber poles and other local materials for constructing or reinforcing makeshift shelters.


**1M** Shelter items and **5.3M** Non-food items (NFI) **Individuals supported by activity** Are in the pipeline of 18 Shelter Cluster partners, with ongoing discussions of prioritization as soon humanitarian access granted. More than 86,000 tents, over 1 million tarpaulins and sealing-off kits, and some 5 million non-food items are currently in the Shelter Cluster pipeline awaiting clearance and entry into Gaza.

Regarding the main shelter material kits, it is becoming more difficult to get them into Gaza. The framing kits and emergency shelter kits are still facing difficulties in pre-authorization and shipment to Gaza. There is a risk of long waits during customs clearance, especially for high-value items such as tarpaulins and tents, which are more likely to be looted.

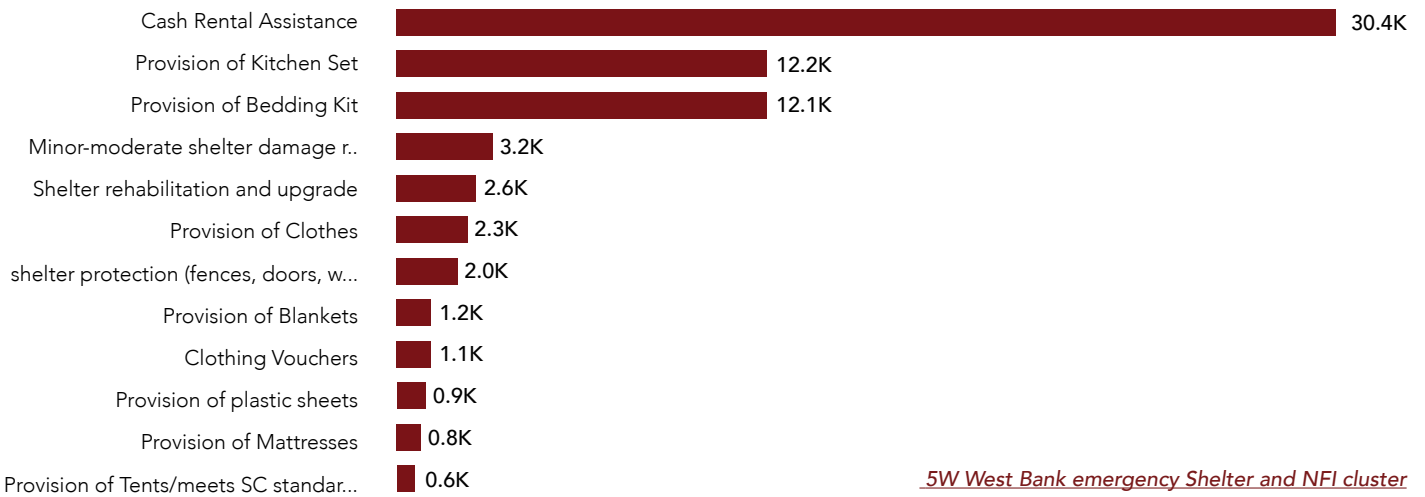
The organization concerned for the distribution are ACTED, ICRC, IOM, UAE (United Arab Emirates) and UNICEF.

**SHELTER ASSISTANCE**

**WEST BANK**



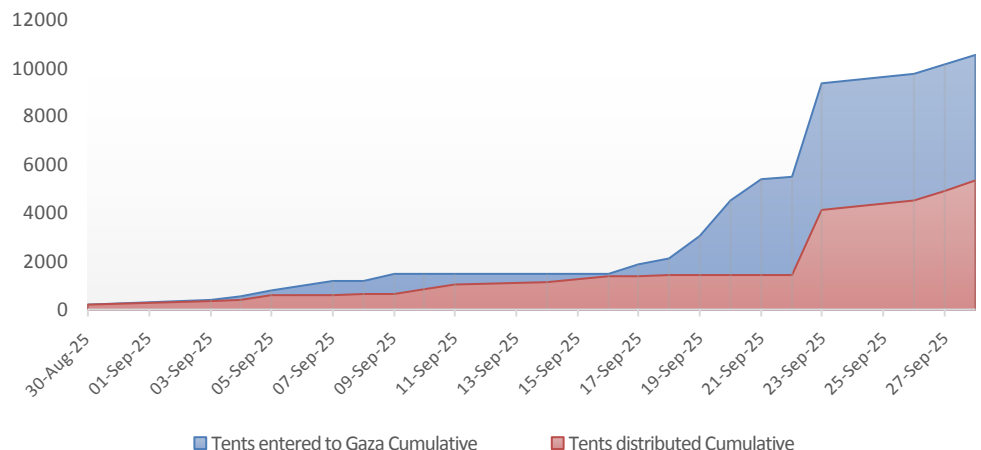
Source:



Between 30 August – 30 September 2025, partners on the ground continued providing shelter relief the activity with the most Individual support for WB remains

**KEY GAPS AND NEEDS**

**ACCESS CONSTRAINTS:**  
Based on daily data collected about tents entering Gaza in the last month of September, the difference between what enters and what is effective daily distributed is evident, as illustrated in Fig.2 see below.



## KEY GAPS AND NEEDS

### UNMET NEEDS:

Gap analysis result as of 30th of September 2025

Based on the number of people reached over the past six months and the number of people newly displaced during the same period, a thorough analysis—taking all relevant factors into account—indicates that a significant number of people still urgently require shelter assistance.

**1.47M** People in need  
Emergency Shelter Items  
Tent, Tarpaulin and Plastic Sheet

and

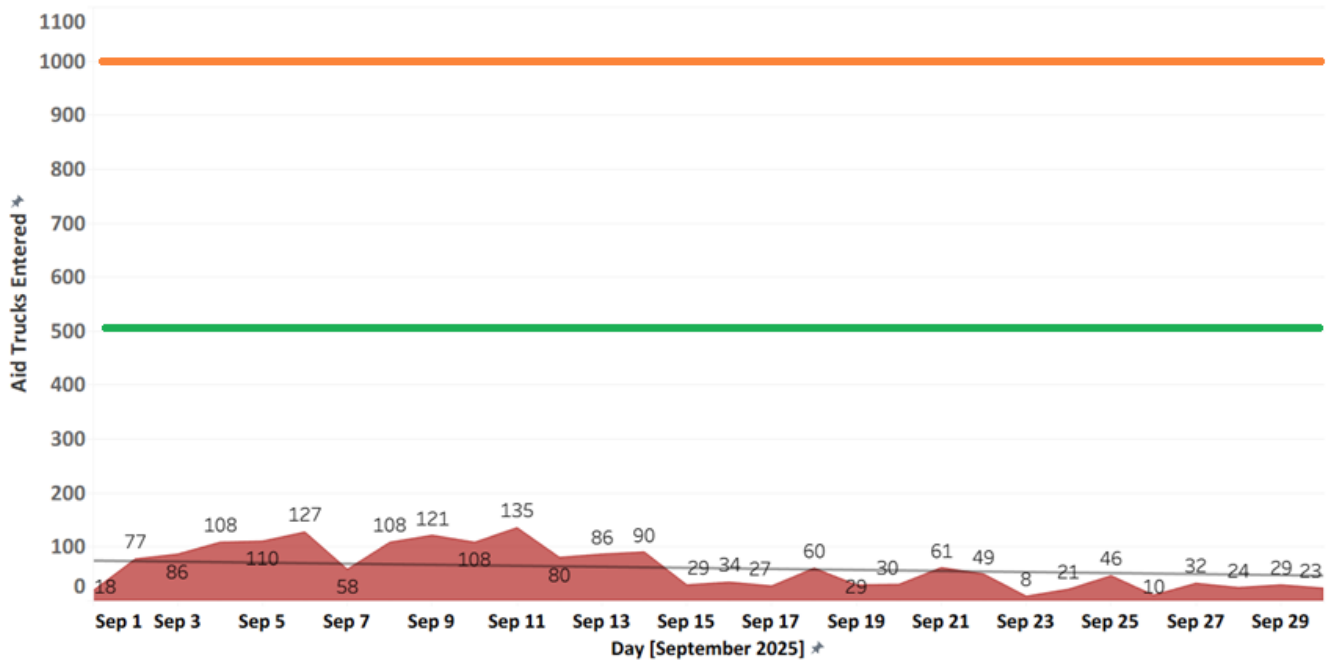
**1.46M** People in need  
Households Items  
Mattress, Blanket and Clothing

However, as of 30 September, most partners' response capacities had been depleted, as shown in the table below. Source: [Pipeline overview – Gaza emergency shelter and NFI cluster](#)

### CURRENT PIPELINE FOR GAZA

Tents	Tarpaulins	Bedding Sets	Kitchen Kits	Clothes	Blankets
82,326	918,378	284,018	127,261	258	2,469,624

### LOGISTICS NEEDS:



Source: LogCluster The graph above shows the gap between the number of trucks required to meet the items request with the number of trucks expected to enter Gaza. However, the trend in actual truck number indicates an average of 100 trucks, with decreasing figures especially in the second half of the month, the figures are lowest after September 23rd.