

Shelter/NFI Situation

The Shelter/NFI situation remained very difficult in September even if the number of displacements decreased compare to August. The CCCM Cluster's IDP Tracking reported an estimate of 93,333 people to have been newly displaced in September. Of those, 10,793 people moved to Dana and 10,731 to Atareb sub-districts.

SNFI Response

In September, almost 30,000 people were reached with shelter assistance, including 9,886 in Maaret Tamsrin and 5,343 in Dana. Cluster members scaled up the NFI response in Salqin, where they reached more people (15,107) than in Dana (12,491). The emergency shelter response in Atareb and Salqin remains very low compare to the number of displacements in August and September. Cluster members are encouraged to assess the needs in Atareb and provide shelter support for people in need as soon as possible.

Winterization: Targets, Funding, Gaps

SNFI Cluster members have readjusted their winterisation plan. Total # of people targeted: 500,250. 403,902 outside of camps but only 98,348 in camps. The partners that have not submitted their plan are encouraged to target camps. Main gaps identified are in Atmeh and Qah camps where no organisation has planned to provide winter assistance. The SNFI Cluster members are planning to distribute the following items:

Stoves:	151,326 ind.	Fuel :	170,943 ind
NFI kits :	120,000 ind.	Clothing kits :	37,500 ind.
Modality:	In-kind : 62%	Voucher : 60%	Cash: 18%

Main Cluster Activities

The SNFI Cluster coordination team and the Strategic Advisory Group analysed the shelter and NFI response since the beginning of the year and looked at gaps and priorities. It has been decided to strengthen the long-term shelter response. The Cluster coordination team also advocated for better integration of SNFI, CCCM, WASH and protection projects. The SNFI Cluster organised a workshop to see if new shelter solutions should be recommended. The analysis included the Refugee Housing Unit (Better Shelter/UNHCR/Ikea project) and the caravans. The report will be shared in October. Two new colleagues joined the SNFI cluster coordination team: an Information Management Officer and a Data Management Associate.

COMING SOON, 28th of November : Cash for Rent Workshop

The objective of this new workshop is to learn from the ongoing programmes and experiences from other countries: What is the impact of cash for rent programmes? What have we learned? What is the impact on the rental market and housing stock in north west Syria?



Lead Agency: UNHCR
Contact / feedback:
coord.turkey@sheltercluster.org

* Compared to the same period of last year (Jan - Sept 2018), in 2019 the response increased by 6%.

Data source: Shelter/NFI Cluster 4Ws Creation date: 15 October 2019

SNFI Cluster Interactive Dashboard:
<https://bit.ly/2ZqmV8L>

Shelter NFI Whole of Syria page:
<https://www.humanitarianresponse.info/en/operations/whole-of-syria/shelternfi>

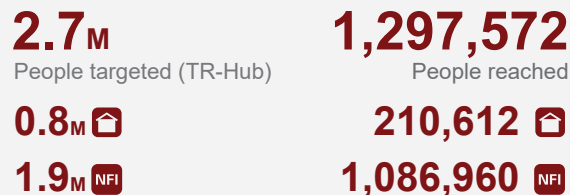
Shelter NFI Cluster website on GSC:
<http://sheltercluster.org/response/x-border-operation-turkey-hub>

Shelter NFI Cluster public Dropbox link:
<https://www.dropbox.com/sh/v9zqbf4ow5qxkmm/AAbnTJPhCR50-M9q2GN5xi7a?dl=0>

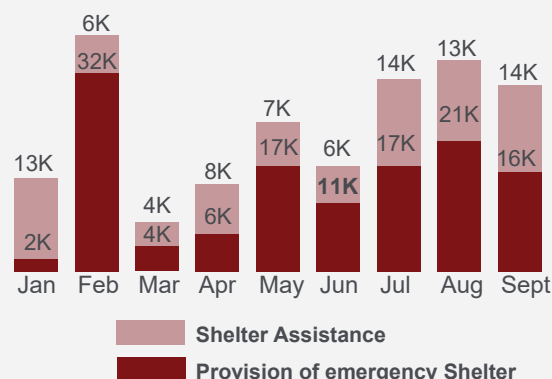
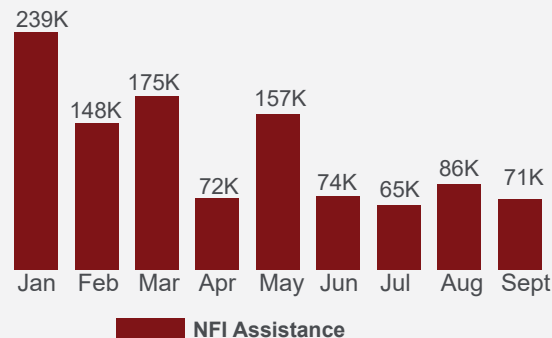
Key progress indicators



Turkey Hub - Cumulative (Jan - Sept)



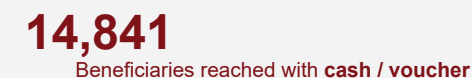
Total individuals reached per month



*1 Shelter Assistance includes: Shelter Rehab, Seasonal Shelter assistance and Transitional shelter assistance

*2 Provision of Emergency Shelter includes distribution of Shelter Kits or Single Items like Plastic Sheets for quick fixing as well as Tent installation

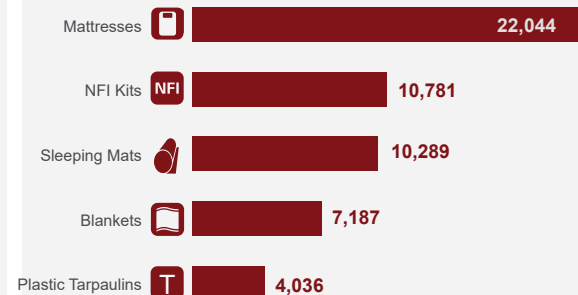
Monthly Achievements



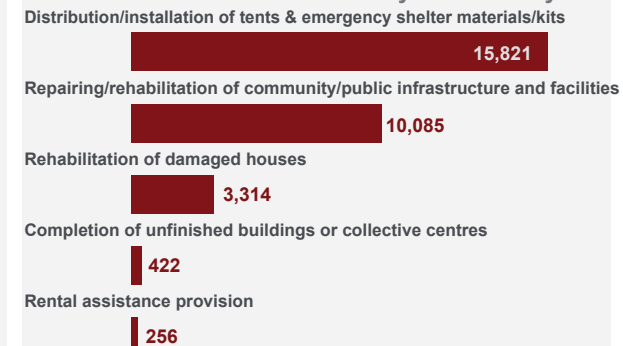
- 26 Members reported completed activities
- 20 Members reported no activities
- 25 Members implemented NFI activities
- 10 Members implemented Shelter activities

- 31 Sub-districts reached in 2 governorates
- 29 Sub-districts reached with NFI activities
- 15 Sub-districts reached with Shelter activities

NFI: Top five items distributed

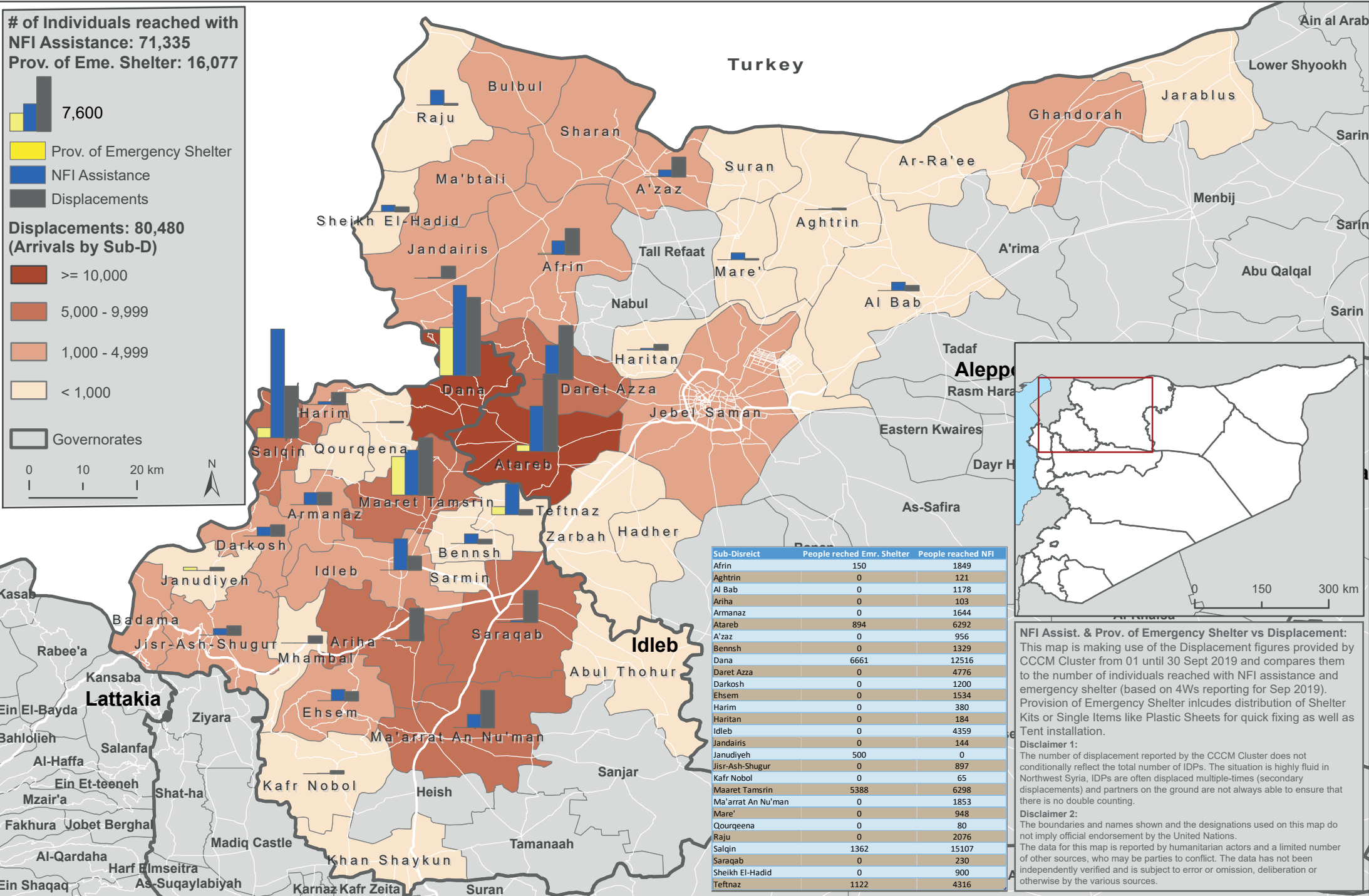
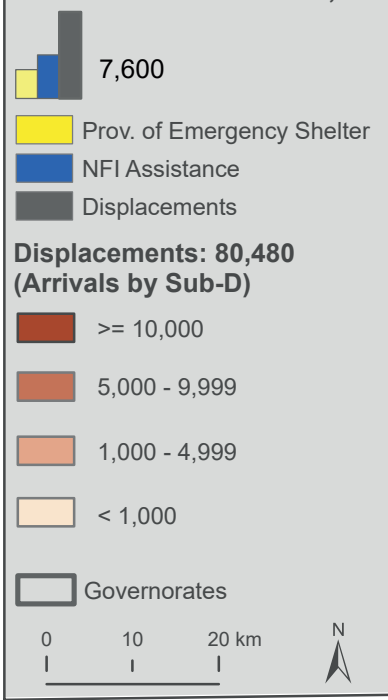


Shelter: Beneficiaries reached by Sub-Activity

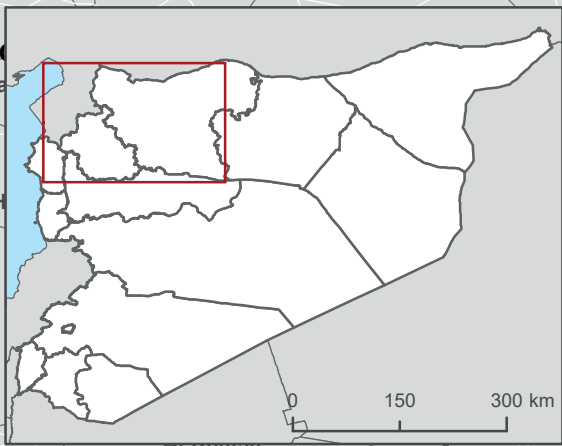


North-West Syria: NFI Assistance & Provision of Emergency Shelter vs Displacement - September 2019

of Individuals reached with NFI Assistance: 71,335
Prov. of Eme. Shelter: 16,077



Sub-Disreict	People reched Emr. Shelter	People reached NFI
Afrin	150	1849
Aghtrin	0	121
Al Bab	0	1178
Ariha	0	103
Armanaz	0	1644
Atareb	894	6292
A'zaz	0	956
Bennsh	0	1329
Dana	6661	12516
Daret Azza	0	4776
Darkosh	0	1200
Ehsem	0	1534
Harim	0	380
Haritan	0	184
Idleb	0	4359
Jandairis	0	144
Janudiyeh	500	0
Jisr-Ash-Shugur	0	897
Kafr Nobol	0	65
Maaret Tamsrin	5388	6298
Ma'arrat An Nu'man	0	1853
Mare'	0	948
Qourqeena	0	80
Raju	0	2076
Salqin	1362	15107
Saraqab	0	230
Sheikh El-Hadid	0	900
Teftnaz	1122	4316



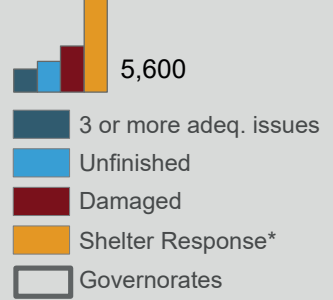
NFI Assist. & Prov. of Emergency Shelter vs Displacement:
This map is making use of the Displacement figures provided by CCCM Cluster from 01 until 30 Sept 2019 and compares them to the number of individuals reached with NFI assistance and emergency shelter (based on 4Ws reporting for Sep 2019). Provision of Emergency Shelter includes distribution of Shelter Kits or Single Items like Plastic Sheets for quick fixing as well as Tent installation.

Disclaimer 1:
The number of displacement reported by the CCCM Cluster does not conditionally reflect the total number of IDPs. The situation is highly fluid in Northwest Syria, IDPs are often displaced multiple-times (secondary displacements) and partners on the ground are not always able to ensure that there is no double counting.

Disclaimer 2:
The boundaries and names shown and the designations used on this map do not imply official endorsement by the United Nations. The data for this map is reported by humanitarian actors and a limited number of other sources, who may be parties to conflict. The data has not been independently verified and is subject to error or omission, deliberation or otherwise by the various sources.

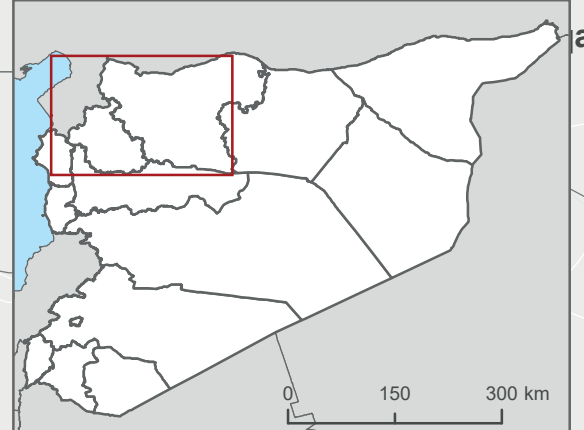
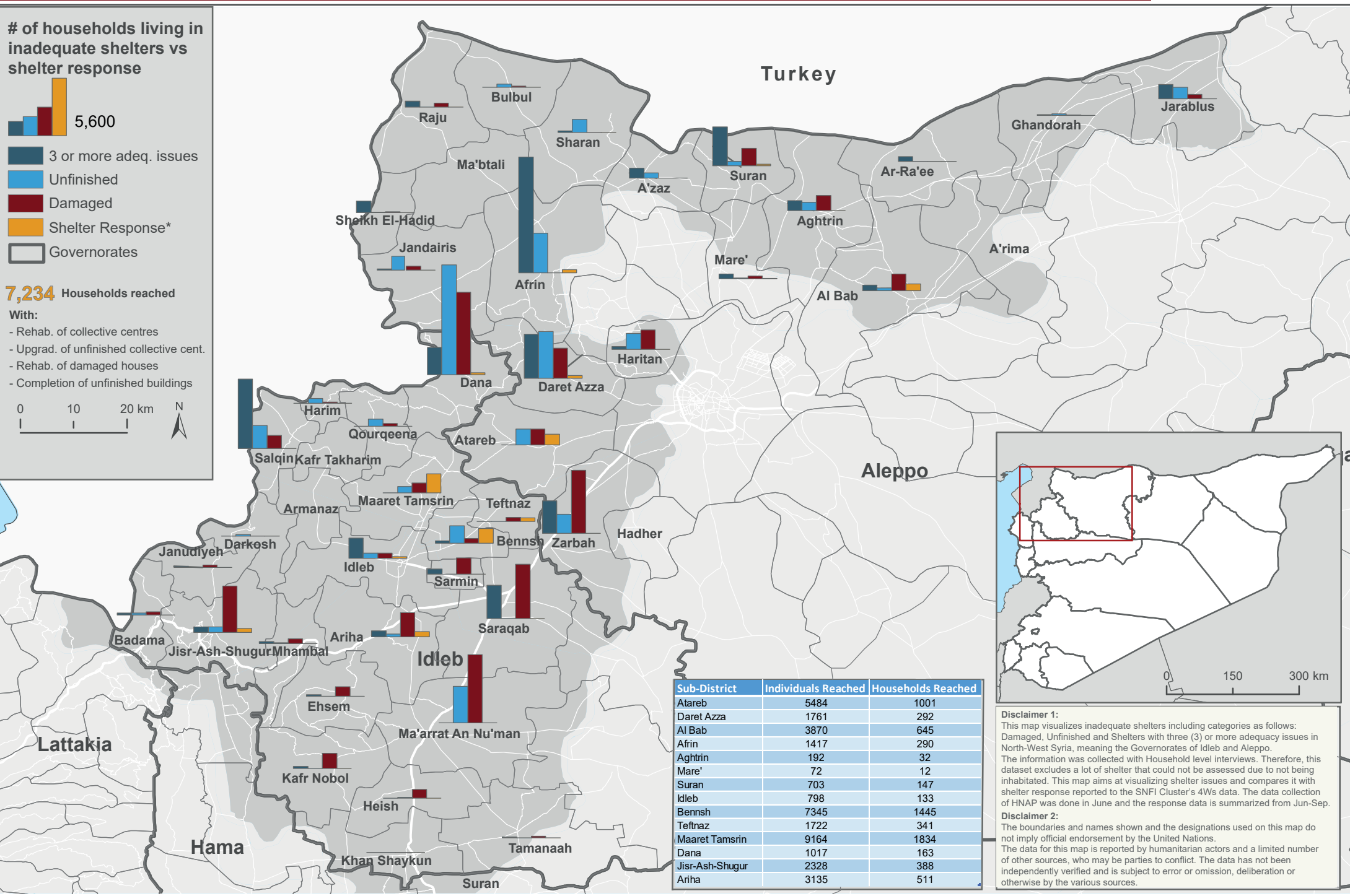
North-West Syria: # of households assessed living in inadequate shelters vs shelter response from June 2019 - Sep 2019

of households living in inadequate shelters vs shelter response



7,234 Households reached

- With:
- Rehab. of collective centres
 - Upgrad. of unfinished collective cent.
 - Rehab. of damaged houses
 - Completion of unfinished buildings



Sub-District	Individuals Reached	Households Reached
Atareb	5484	1001
Daret Azza	1761	292
Al Bab	3870	645
Afrin	1417	290
Aghtrin	192	32
Mare'	72	12
Suran	703	147
Idleb	798	133
Bennsh	7345	1445
Teftnaz	1722	341
Maaret Tamsrin	9164	1834
Dana	1017	163
Jisr-Ash-Shugur	2328	388
Ariha	3135	511

Disclaimer 1:
This map visualizes inadequate shelters including categories as follows: Damaged, Unfinished and Shelters with three (3) or more adequacy issues in North-West Syria, meaning the Governorates of Idlib and Aleppo. The information was collected with Household level interviews. Therefore, this dataset excludes a lot of shelter that could not be assessed due to not being inhabited. This map aims at visualizing shelter issues and compares it with shelter response reported to the SNFI Cluster's 4Ws data. The data collection of HNAP was done in June and the response data is summarized from Jun-Sep.

Disclaimer 2:
The boundaries and names shown and the designations used on this map do not imply official endorsement by the United Nations. The data for this map is reported by humanitarian actors and a limited number of other sources, who may be parties to conflict. The data has not been independently verified and is subject to error or omission, deliberation or otherwise by the various sources.