

Comprehensive Desk-Study of
Sa'ada Assessments, Jan. 2011 –
Jan. 2015

*United Nations
Development
Programme –
Sa'dah Office*

Acknowledgement: This document was compiled by Abduljalil Al Hemyari on behalf of UNDP

Disclaimer: UNDP takes no responsibility for the accuracy of data presented. Data has been collected by individual organisations and presented by them in reports. This study merely consolidates existing data into one report.

Table of Contents

ACRONYMS.....	4
EXECUTIVE SUMMARY:	
..... ERROR! BOOKMARK NOT DEFINED.	
INTRODUCTION:	8
GOAL OF THE STUDY:.....	9
METHODOLOGY:.....	9
SA'ADA GOVERNORATE: BACKGROUND:.....	10
POPULATION:	10
POVERTY	12
CONFLICTS	13
SECTOR ANALYSIS:	15
I.THE EDUCATION SECTOR:	15
II.THE HEALTH SECTOR:	18
III.WASH SECTOR:.....	26
IV.FOOD SECURITY:	29
V.AGRICULTURE SECTOR.....	31
VI. LIVELIHOODS:.....	31
VII. INFRASTRUCTURE AND OTHER PUBLIC UTILITIES AND FACILITIES:	33
SA'ADA GOVERNORATE'S ECONOMIC STRUCTURE:	35
COMMERCIAL ACTIVITIES:	35
AGRICULTURE AND LIVESTOCK:.....	35
SUMMARY OF STUDIES, REPORTS AND SURVEYS PREPARED BY INTERNATIONAL, PUBLIC AND CIVIL SOCIETY ORGANISATIONS	36
1- ACTED ORGANISATION: MONITORING AND EVALUATION UNIT, NOVEMBER, 2013	38
-2 WORLD HEALTH ORGANISATION (WHO), ANNUAL REPORT, 2013.....	40
-3 SAVE THE CHILDREN: JAMAL HAYJAN'S REPORT, JANUARY, 2014	42
4-CARE INTERNATIONAL – YEMEN: REPORT ON: LIVELIHOODS OF BORDER COMMUNITIES IN HAJJAH GOVERNORATE, BY HELEN LACKNER, 18/11/2011	43
-5UNDP: MULTI-DIMENSIONAL LIVELIHOODS ASSESSMENT IN CONFLICT-AFFECTED AREAS, JUNE 2012	44
-6 UNHCR REPORT 16/12/2013	48
-7JOINT ASSESSMENT MISSION OF UNICEF, UNHCR, WHO, UNOCHA AND SAVE THE CHILDREN:	50
-8 THE ACTIVITIES OF THE ISLAMIC RELIEF ORGANISATION IN SA'ADA FROM 2005-2008	53

9-REPORT OF UNDP’S MISSION FOR THE ASSESSMENT OF DAMAGE TO HEALTH CARE UNITS, JANUARY, 2013	56
10-UNDP – EARLY RECOVERY PROGRAMME	56
11-WORLD FOOD PROGRAMME (WFP):	56
12- THIRD MEDICAL REPORT COVERING THE DAMAGES CAUSED BY THE SIEGE AND WAR IN DAMMAJ	57
-13SUMMARY OF ACTIVITIES FOR SA’ADA’S LOCAL CIVIL SOCIETY ORGANISATIONS:	58
14- SUMMARY OF SA’ADA’S PUBLIC AUTHORITIES’ REPORTS	63
SUMMARY OF SA’ADA’S PUBLIC AUTHORITIES’ REPORTS (CONTINUED)	65
SUMMARY AND RECOMMENDATIONS:	66
<i>Recommendations</i>	67
ANNEX I: DATA TABLES	71
ANNEX II. THE EXECUTIVE COUNCIL’S SURVEY FOR THE REQUIRED INTERVENTIONS AND PROJECTS	89
ANNEX III. SFD’S ONGOING AND COMPLETED PROJECTS DURING THE PERIOD FROM 2010 TILL 2013	112

ACRONYMS

ACTED	AGENCE D'AIDE À LA COOPÉRATION TECHNIQUE ET AU DÉVELOPPEMENT
EOF	ECONOMIC OPPORTUNITIES FUND
ERW	EXPLOSIVE REMNANTS OF WAR
FAO	FOOD AND AGRICULTURE ORGANISATION OF THE UNITED NATIONS
GARWSP	GENERAL AUTHORITY FOR RURAL WATER SUPPLY PROJECTS
GDP	GROSS DOMESTIC PRODUCT
HC	HEALTH CARE
HH	HOUSEHOLDS
ICRC	INTERNATIONAL COMMITTEE OF THE RED CROSS
IDP	INTERNALLY DISPLACED PERSONS
IFAD	INTERNATIONAL FUND FOR AGRICULTURAL DEVELOPMENT
IRO	ISLAMIC RELIEF ORGANISATION
KSA	KINGDOM OF SAUDI ARABIA
SC	SAVE THE CHILDREN
SFD	SOCIAL FUND FOR DEVELOPMENT
UNDP	UNITED NATIONS DEVELOPMENT PROGRAMME
UNHCR	UNITED NATIONS HIGH COMMISSIONER FOR REFUGEES
UNICEF	UNITED NATION'S CHILDREN FUND
UNOCHA	UNITED NATIONS OFFICE FOR THE COORDINATION OF HUMANITARIAN AFFAIRS
USD	UNITED STATES DOLLARS
UXO	UNEXPLODED ORDNANCE
WASH	WATER, SANITATION AND HYGIENE
WFP	WORLD FOOD PROGRAM
WHO	WORLD HEALTH ORGANISATION
YER	YEMENI RIALS

Forward:

The population of 860,000 in Sa'adah governorate continues to suffer from the effects of six successive wars from 2004 to 2009. Although the governorate has received support from the international community, government of Yemen and the Executive Council in Sa'adah much more is needed to support the affected populations to regain and strengthen their innate resilience. In addition there are currently there are more than 300,000 people displaced from Sa'adah to other locations inside Yemen who wish to return home.

Especially in a context of limited financial resources accurate information is needed in order to guide and target support interventions. Many assessments have been undertaken and valuable information is available but until this desk study was undertaken it had been scattered and inaccessible to stakeholders. Affected populations have reached a point of assessment fatigue having been asked the same questions by different organisations over time with no tangible benefit as a result.

UNDP has commissioned this desk-study in order support of the Humanitarian and Development community, (governmental and none-governmental, national and international) in Sa'adah. The aim is to clarify what information is available and where information gaps lie in order to strategically plan sustainable and well targeted interventions.

Executive Summary:

Studies confirm that in the last eleven years more than 850,000 persons have been affected by the conflicts in Sa'dah and neighbouring areas. Hundreds of people who lost their lives and tens of thousands who were displaced. The conflicts in Sa'adah have compounded the effects of economic decline of Yemen and the general instability in the region on the population there.

The unemployment rate continues to rise and has reached 40% which further reduces the ability of families and individuals to maintain their livelihoods at the pre-war standards in a dignified manner.

The poverty rate is around 30% in Sa'dah's urban centres, 25% in rural areas¹ and rises up to 35% among Internally Displaced Persons (IDPs). An estimated 49% of pregnant women in displacement camps are at risk of malnutrition. 40% of the population is of the age group (15-40), while 80% of the labour force works in agriculture.

Almost 70 percent of people were food-insecure, compared with fewer than 10 percent in Al Mahra in the east. Rural areas are worst affected.

Destruction of infrastructure and property has been extensive and includes: 2313 farms, 12,521 houses, 245 economic enterprises, 172 schools, 23 health centres, 10 police stations, 4 courts, 4 public firms, 3 guidance centres, 459 mosques and 853 other firms. Landmines and unexploded ordnance (UXO) continue to pose a great threat, and 23 people were reported killed due to the explosion of UXOs since 2009.

Public services have been gravely affected: Education has been disrupted by destruction of schools and displacement of teachers and pupils alike; In relation to health 19% of households have members with impairments and disabilities, 50% of households have patients² with chronic diseases whilst the number of doctors has been reduced by a staggering 54% during 2011 and 2012; the cost of one cubic meter of water has risen to 3,000 YER, mainly due to the drawdown of the water table and the low-level of rainfall, only 8% of houses are connected to a network and approx. 80% of households use water carried by women from local wells; 1% of households have access to basic sanitation, while 99% use a 'hole-in-the-ground' latrine or practice open defecation; The economic recession in these areas, the spiking food

¹ The original text does not state 'rural populations' and its completely left out, the translator added 'rural areas' as understood from context.

² The original text states that '50% of families suffer chronic diseases'.

prices, eroded livelihoods and shrinking resilience of communities have also severely compromised the food security of the populace.

The findings of a Comprehensive Food Security Survey (CFSS) by the United Nations World Food Programme (WFP) and the United Nations Children’s Fund (UNICEF) show that while food security has improved in some areas, over 10 million Yemenis – more than 40 percent of the population – don’t know where their next meal will come from.

Introduction:

This report summarizes the studies and assessments conducted in Sa'ada governorate during the previous period starting from the end of 2010 till the end of 2013 in order to get a more concise vision regarding the amount of available information on a sector-wide level in Sa'ada; and to improve the capacity for assessing the information gap more precisely. It shall also help the Yemeni government, UN agencies and civil society organisations in identifying priority intervention areas and update their intervention strategies and plans accordingly.

Moreover, the humanitarian situation is deteriorating further and poverty is continuing to rise in different parts of the country, particularly in conflict-affected areas. Sa'ada governorate, which witnessed six consecutive wars, presents a perfect example for such a crisis in its most severe forms. The armed conflicts displaced a huge number of people, disrupted markets and income-generating activities, destroyed assets and properties and lead to the erosion of community livelihoods. Despite the government's efforts to improve the delivery of public services and create employment opportunities for the more vulnerable groups in the society, yet, there is still much that needs to be done by the Yemeni authorities and the international community to prevent a return to conflict; especially that the deteriorating living conditions and the lure of illicit opportunities for income can result in marginalized groups getting involved in activities that may further destabilize the country.

In order to conduct a comprehensive livelihoods needs assessment among different population groups¹, the UNDP has realised that a desk study must be conducted to summarize the reports, studies and assessments that were carried out in Sa'ada by various relevant organisations and authorities. That also comes in response to the decision made by the Executive Council of Sa'ada Governorate to minimize conducting surveys and studies due to the fact that a great number of organisations have been conducting many successive surveys and studies in Sa'ada, which increases the communities' level of expectations, while no projects have been implemented in reality. In such cases, people tend to blame the council for the cancellation of projects and might even accuse its members of mismanagement and misconduct.

¹ *Multi-dimensional livelihoods needs assessment in conflict-affected areas*

The objectives of the Study:

According to the terms of reference (TOR), the objectives of the study is to collect all available secondary literature, studies, assessments, surveys and data related to Sa'ada Governorate from different parties in order to be summarized and presented in one comprehensive report.

Methodology:

The following tasks have been undertaken to achieve the assignment:

- 1- A visit to Sa'ada was made to investigate and gather available information; and to meet relevant authorities and parties.
- 2- With the assistance of the UNDP representative at Sa'ada Office, the consultant listed all the authorities and other relevant parties that have the required information and studies.
- 3- The consultant conducted several field visits, held meetings with and interviewed representatives of the United Nations Offices, other international organisations, local civil society organisations, local authority officials in Sa'ada and other concerned officials in Sana'a too. Please find the names of the authorities and parties that were approached in Annex IV.
- 4- A range of documents, studies and reports were collected, reviewed and summarized.
- 5- A report was prepared in two parts; the first part contains the summarization of qualitative data, while the second part contains quantitative data 'data tables'.

Sa'ada Governorate: Background:

Sa'ada governorate is situated in the north-western highlands of Yemen at a distance of about 242 Kilometres north Sana'a, and Sa'ada city is its capital. The governorate is bordered by the Kingdom of Saudi Arabia (KSA) to the north and west (Najran, Asir and Jaizan), Amran and Hajjah governorates to the south and Al Jawf governorate to the east and southeast. Sa'ada is divided into 15 districts. 80% of the labor force are engaged in agriculture, which is the main activity for the population. Further, the governorate produces around 4% of the total crops produced in Yemen. Sa'ada has two of three major land ports linking Yemen with KSA.

The governorate has a number of diversified tourist attractions and the terrain is mostly characterized by flat lands. The average high and low temperatures are 36 C° and 0.6 C°, the average annual rainfall is 126.4mm and the average humidity is 36%. Sa'ada stands at an altitude of 1,800 meters above sea level and has an annual average wind speed of 16.9 kilometers per hour.

Population:

According to the annual statistical bulletin of 2012, the population of Sa'ada governorate was estimated to be 862,484¹, which comprises around 3.3% of the total population of Yemen. 52% of Sa'ada's population (446,331) are males and 48% (416,153) are females. 85% of the population lives in rural areas. The average household size is 8.1, while the population growth rate for 2012 was around 2.87%. 40% of the population are at labor age (of the age group 15-40 years), according to the annual report of 2012.

Table (1) Population Estimates by Sex

2012 Projections		
Males	Females	Total
446,331	416,153	862,484

Source: Annual Statistical Bulletin - 2012, Central Statistics Organization (CSO) Sa'ada Office

Shadda'a district is the least populated district according to the annual statistical bulletin, with an estimated population of 13,901; while Sahar is the most populated district with a total estimated population of 165,117².

The governorate covers an area of 12,990 square kilometers and Sa'ada is the smallest of the governorate's 15 districts with an area of 27 square kilometers, but it's also the most populous, with a

¹ Annual Statistical Bulletin, Central Statistics Organisation (CSO) Sa'dah Office

² Previous Source

population density of 2,698 persons per square kilometer. The least densely populated district is Ketaf with a population density of 10.3 persons per square kilometer¹.

The following table shows that 40% of the population (21% males and 19% females) are at labour age (15-40 years).

Table (2) Estimated Population Figures by Sex and Age Group

Age Group	Females	Males
0-14 years	201,429	212,134
15-40 Years	165,734	181,363
Over 41	47,189	51,251

Source: Annual Statistical Bulletin - 2012, Central Statistics Organization (CSO) Sa'ada Office

Districts:

The governorate is divided into 15 districts, where about 85% of the total area is rural. The following table shows population figures, population density and the area of each district.

Table (4) Districts, Population, Area and Population Density

District	Population 2012	Area km ²	Population Density	District	Population 2012	Area km ²	Population Density
Sahar	165,117	742	222.5	Ketaf and Buq'e	53,402	5,191	10.3
Majaz	85,125	922	92.3	Baqem	28,498	1,072	26.6
Razeh	78,073	232	336.5	Qataber	28,117	193	145.7
Haydan	74,866	569	131.6	Al Thaher	27,789	1,072	25.9
Sa'ada	72,836	27	2,697.6	Ghamr	24,469	135	181.3
Saqain	65,175	534	122.1	Al Hashwah	17,713	427	41.5
Menabbah	64,308	135	476.4	Shadda'a	13,901	232	59.9
Al Safra'a	63,095	1507	41.9				

Source: Annual Statistical Bulletin - 2012, Central Statistics Organization (CSO) Sa'ada Office

¹ Previous Source

Poverty

According to the Household Budget Survey (HBS) of 2005-2006, Sa'ada was the least poor among Yemen's governorates where the rate of poverty was estimated at 20% in urban areas and 18% in rural areas. Yet, due to the reoccurring conflicts, the rate increased and reached up to 30% in urban areas and 25% in rural areas¹ because of the loss of households' income, disruption of livelihoods and increasing food prices; especially at IDPs camps outside the governorate, which accommodated almost 300,000 IDPs².

Table (5) Poverty Rates

Governorate	Poverty Rate	
	Urban Areas	Rural Areas
Sa'ada	%30	%25

Source: Annual Statistical Bulletin - 2012, Central Statistics Organization (CSO) Sa'ada Office

According to CARE's assessment of livelihoods and poverty levels among Sa'ada IDPs taking refuge in Hajjah (Haradh, Abs, Bakil Almeer and Mustaba) of 18/11/2011, the estimated rate of poverty was 35% among non-pregnant women in IDP camps, 37% among women living outside camps and 41% among host community households³.

Furthermore, IDPs suffering hunger were estimated at 37% for those who taken refuge in IDP camps, 31% of those residing outside camps and 31% of IDPs hosted by host community households. The cases of acute malnutrition reached high levels among pregnant women in particular, where an alarming 49% of women in camps, 29% of women outside camps and 53% of women in hosting households had acute malnutrition⁴.

The Islamic Relief Organisation has provided emergency food for the poor IDPs inside Sa'ada in partnership with the World Food Programme, starting from May, 2008. Those activities continued on a monthly basis till July, 2011, where the number of beneficiaries from this programme was around 22,000 households (145,000 persons) per year⁵. The Sa'ada Women Association (SWA) is also providing aid on annual basis to around 50 poor households in Sa'ada city, in addition to Eid festival clothes for around 200 children. The Charitable Foundation for the Welfare of Orphans and the Needy is also supporting poor orphans where the total support provided from 2011 to November, 2013 summed up to YER 86,501,350⁶.

¹ According to 2012 estimates, Annual Statistical Bulletin, Central Statistics Organisation (CSO), Sa'dah Office

² Multidimensional Livelihoods Assessment in Conflict Areas in Yemen. June, 2012

³ Livelihoods at border areas of Hajjah governorate, Helen Lackner, Care International - Yemen, 18 November, 2011

⁴ Previous source

⁵ Islamic Relief Organisation in Sa'dah, from 2005-2005

⁶ The Social Charitable Foundation for the Welfare of Orphans and the Needy.

Conflicts

The conflict that took place recently in Sa'ada is linked to political factors, even though the country is going through a transitional period that witnessed a comprehensive National Dialogue Conference that brought all the parties to the table. The six rounds of war that took place in Sa'ada in the period from 2004-2010 have resulted in increased unemployment rates as many private sector workers lost their jobs. The labour force working in the agriculture sector in particular was severely affected. 80% of the labour force works in agriculture, 10% works in agriculture supporting sectors and the remaining 10% are engaged in trading or work in the public sector¹. The agriculture sector has been severely affected as 2,313² farms were destroyed. Those farms employed around 50% of the labour force³.

CARE international in Yemen also conducted an assessment of livelihoods at IDP camp sites in Hajjah governorate although most of the IDPs came from Sa'ada. In 2010, there were around 14,000 IDP families who fled from conflict (an estimated 110,000⁴ persons). The report confirms that internal displacement will continue during 2012. There were around 100 thousand IDPs in Sa'ada, 65 thousands in Hajjah and other high numbers of IDPs in the governorates of Sana'a, Amran and Al Jawf. The report further stated that two IDP camps exist in Hajjah to accommodate IDPs, whereas other IDPs resided outside camps.

It also raised concerns about the deteriorating conditions at Mazraq IDP camp in Haradh after militants barred humanitarian actors from delivering critical life-saving humanitarian assistance. The head of the IDPs Camps Management Unit (ICMU) has also confirmed that militants have been blocking roads that lead to the camps' site at Mazraq for more than two weeks and prevented international humanitarian organisations from delivering urgent aid to camps, especially water and food. The ICMU of Yemen called the 'Red Cross Society' in Yemen to deliver urgent aid (water, food and fuel) to IDPs at Mazraq camps following unsuccessful attempts made by the World Food Programme (WFP) and the UNICEF⁵, and due to the dire humanitarian situation of 17 thousand families taking refuge there.

The number of IDPs in Hajjah and Amran has declined by almost 70% since 2010, when the reintegration support program for returnees started. Thus, it is assumed that most of Sa'ada IDPs have benefitted from the integration program and returned back home. Even though there were some hesitant IDPs who were afraid of the recurrence of the fighting after they return home, yet, those who remained at IDP camps confirmed that their coping mechanisms have been exhausted and that they have lost their shelter, livelihoods and assets, which makes returning back home a difficult challenge⁶.

The conflict in Dammaj:

The conflict erupted in December 2011 and displaced a large number of people. After 46 days of fighting and the killing and injuring of a number of people, tribal mediators succeeded to stop the fight at the beginning of 2012. Ketaf and Buq'e' also witnessed other rounds of fighting in the period from January till

¹ Sa'dah Reconstruction Fund Survey

² Previous source

³ Director of the Agriculture Office in the Governorate

⁴ Livelihoods at border areas of Hajjah governorate, Helen Lackner, Care International - Yemen, 18 November, 2011

⁵ Sa'dah Online, Wednesday 13th November, 2013

⁶ A survey carried out by UNHCR and the Danish Refugee Council

August 2012 when a truce was declared. A year later in August 2013, the conflict flared up again to destroy infrastructure, disrupt livelihoods and severely affect women, children and the elderly.

Moreover, the third medical report issued by the manager of Dammaj rural hospital stated that the death toll included 8 children (less than 17 years) and 43 adults including one woman, while around 30 children were injured, in addition to 161 adults, nine of which were women. Another 38 persons were reported lost. Other losses of the conflict included the damage of two hospitals¹.

Land Mines, UXOs and ERWs:

The internally displaced children were evacuated a couple of days before the arrival of the joint team following an injury suffered by a twelve year old girl who lost her fingers due to an explosion of an UXO on 8th November, 2013. She was sent to Al Salam Hospital in Sa'ada. It has been reported that till mid-2013, 23 persons have been killed or injured by land mines or UXOs and explosive remnants of war (ERW).

The demining of landmines and deactivation of UXOs and ERWs is considered a top priority for the early recovery team in Sa'ada because of the serious threats posed by landmines, UXOs and ERWs to local populations, especially women and children. The UNICEF has been participating in raising awareness about such threats in Sa'ada governorate. Save the Children reported that during the period of February-March 2013, one child was killed and 6 others suffered injuries and deformities due to the explosion of an ERW in Sa'ada².

¹ Dammaj Hospital Manager's Report for the period from 31/10/2013 till 05/11/2013

² Joint assessment team report of UNICEF, UNHCR, WHO, UNOCHA and Save the Children, 12-13/11/2013

Sector Analysis:

I. THE EDUCATION SECTOR:

According to education sector official statistics, there are 80,621 male students enrolled in basic education, in addition to 46,214 females. In the secondary education level, there are 7,520 male students enrolled and 2,946 females. The 15 districts of Sa'ada have a total number of 137,301 students of both sexes enrolled in basic and secondary education, 126,835 of which are in basic education and 10,446 are in secondary schools. Therefore, 36% of basic education students are females and 64% are males. While 28% of secondary school students are females and 72% are males. Of the whole number of students in both stages, 36% are females and 64% are males¹.

A summary of studies and reports related to the education sector are listed below:

1-1 ACTED ORGANIZATION:

The education institutions damage assessment report prepared by ACTED stated that two schools were visited in Baqem district. The first was Al Salam primary school that was partially damaged by war and currently enrolls 42 students. The other school, Om Layla School, which has 120 students, 40 of which are females, is not operating currently and needs rehabilitation and furniture.

The team also visited the schools of Majaz district to assess school buildings and found Asma'a girls' school partially damaged. The school enrolls 200 female students and needs rehabilitation and furniture. In Haydan district, the team found three schools which were almost completely damaged. Two of those are operating partially, which are Al Salam and Imam Ali schools. Both schools enroll around 1,100 students (mixed sex). The third one, Al Rethwan School is currently non-functional. It enrolled 350 students, 30 of which were females. That is in addition to another two partly functioning schools, which are Anas bin Malek and Al Anwar schools. Anas bin Malek school enrolls 800 students, 60 of which are females, whereas Al Anwar school enrolls 200 students including 15 females. Both schools require some rehabilitation and school furniture.

The team has also visited Al thawra primary and secondary school at Sahar district and found it closed as its premises had sustained damage due to the fighting that took place. This school enrolled 600 students and requires rehabilitation and the supply of furniture².

1-2 UNHCR:

According to UNHCR's report of 16/12/2013, two quick impact projects have been implemented in the education sector where Qu'aisi School of Sahar district and Omar bin Abdalaziz School of Saqain district

¹ Source: Education Office

² Monitoring and Evaluation Unit at ACTED Yemen, September, 2013.

were rehabilitated and supplied with school furniture and required equipment, The beneficiaries were 650 students (of both sexes)¹.

1-3 SOCIAL FUND FOR DEVELOPMENT (SFD):

The Social Fund for Development (SFD) implemented 48 projects (schools and other institutions) for the education sector in Sa'ada governorate during the period from 2010 to 2013. The total value of the implemented projects was USD 8,434,113 and the estimated number of beneficiaries was 17,977 persons in 11 districts. For further details, please see Annex III and IV for SFD projects and the assessment carried out by SFD for 15 schools including the estimated costs of rehabilitation. Annex IV include districts, extent of damage sustained and estimated costs. The estimated costs reached up to USD 1,564,913 for re-construction, USD 89,745 for furniture and 31,075 USD for training; and with an overall total cost of USD 1,685,733.

1-4 THE EXECUTIVE COUNCIL OF SA'ADA GOVERNORATE:

The executive council of Sa'ada governorate submitted a list of identified needs for the education institutions, which should be included in upcoming interventions. These include 32 primary (basic) and secondary schools that sustained damage inflicted by conflict. Three of these need complete rehabilitation and the other 29 need partial rehabilitation. There are also another 168 primary schools that were identified for rehabilitation, where 50 need complete rehabilitation and 118 require partial rehabilitation.

Table (6) Number of schools with damage inflicted by wars according to the executive council's survey

Institution	No. of Units	Complete Rehabilitation	Partial Rehabilitation
Primary and Secondary Schools	32	3	29
Primary Schools	168	50	118

Source: Summarized List of the Executive Council

¹ UNHCR, 16/12/2013

Conclusions and Recommendations related to the Education Sector:

Conclusions	Gap/Recommendations
The education sector was heavily affected like other sectors because of using schools for military purposes during conflicts.	There is no 'comprehensive needs assessment' study that identifies all needs at district level.
A large number of students lost their documents and/or certificates.	The available studies and assessments focused on buildings and did not cover other institutional issues, such as the teaching staff, especially that the governorate is dependent on teachers coming mostly from other governorates. There is a need to conduct a comprehensive assessment to identify shortages and related issues.
Some teachers have relocated to other governorates during conflict periods.	Teachers should be incentivized to continue working (in Sa'ada) and refreshment courses should be provided.
Students drop out of schools in search of work and income.	No cash incentives offered to students, especially for those belonging to households of returnees who lost their assets and sources of income.
There is an urgent need for education intervention agencies to support the education sector.	There is a shortage of female teachers, which discourages the education of girls.
The return of youth to schools will raise their awareness and decrease the likelihood of conflict.	A detailed assessment should be conducted to calculate the estimated costs for rehabilitation according to the status of each damaged institution.
The assessments of the inflicted damage conducted by various organisations are descriptive and broad and not quantified (no estimated costs) for the affected education institutions.	

II. THE HEALTH SECTOR:

Over view of the statues of health facilities in Sa'ada (Prepared by: Health Cluster)

	Name of Health Facility	Type	District	Functioning statuses (YES / NO)	Building statues	Beneficiaries	Needs
1	Munabih Rural Hospital	Hospital	Munabih	NO	Completely destroyed	90,000	Rebuilding and equipping
2	Dahyan Center	Health unit	Majz	YES	Partially affected	18,000	rehabilitation and equipping
3	Saqin Hospital	Health unit	Saqin	YES	Renovated recently	70,000	Equipping
4	Wadi Alaf	Health unit	Sahar	YES	Completely destroyed	10,000	Rebuilding and equipping
5	Central lab	Lab	Sa'ada city	YES	New	90,000	Equipping
6	Jumat bin Fadil	Health unit	Haydan	YES	Partially affected	7,000	Equipping
7	Al Salim	Health unit	Kitaf	YES	Partially affected	11,000	rehabilitation and equipping
8	Te Jarmah	Health unit	Saqin	NO	New	9,000	Equipping
9	Maran	Health Center	Haydan	YES	Renovated recently	10,000	Equipping
10	Tashdan	Health Center	Ghamer	NO	Completely destroyed	6,000	Rebuilding and equipping
11	Al Menzalah	Health unit	Al Dhaher	NO	Completely destroyed	5,000	Rebuilding and equipping
12	Butaen	Health unit	Munabih	YES	Old with no equipment	8,000	rehabilitation and equipping
13	Walbah	Health unit	Al Dhaher	YES	New	2,000	Equipping
14	Al dai'a	Health unit	Sheda	NO	Completely destroyed	4,000	Rebuilding and equipping
15	Bani Saia'a	Health unit	Razeh	YES	Completely destroyed	4,000	Rebuilding and equipping
16	Al Shawariq	Health unit	Razeh	YES	old	7,000	rehabilitation and equipping
17	Al Azqool	Health unit	Sahar	YES	Completely destroyed	5,000	Rebuilding and equipping

18	Al maqbab	Health unit	Al Safra	YES	New	4,000	Equipping
19	Wada'a	Health unit	Al Safra	YES	New	22,000	Equipping
20	Al Lajbah	Health unit	Al Safra	NO	Affected from fire	2,000	rehabilitation and equipping
21	Al Gad	Health unit	Razeh	YES	Old with no equipment	3,000	rehabilitation and equipping
22	Al wagaish	Health unit	Saqin	NO	Occupied by a family	7,000	rehabilitation and equipping
23	Jabal Zubaid	Health unit	Haydan	NO	New	3,000	rehabilitation and equipping
24	Al Am'atiq	Health unit	Sheda	?	New	2,000	rehabilitation and equipping
25	Al Mahazer	Health Center	Sahar	YES	New	20,000	rehabilitation and equipping
26	Guhza	Sa'ada city	Sa'ada	YES	New	6,000	rehabilitation and equipping
27	Akwan	Sa'ada city	Sa'ada	NO	New	4,000	rehabilitation and equipping
28	Kindey Center	Sa'ada city	Sa'ada	YES	New	7,500	rehabilitation and equipping

The general situation of the governorate is reflected in the health status of the population. The governorates 'Office of Public Health and Population' (OPHP) has reported that 68,331 households do not have cases of impairments and disabilities, while 15,846 or 19% of households have such cases, which is significantly high in comparison with a global average of 5%. The increasing rate of impairments displays lack of health awareness among households. The continuous armed conflicts that were witnessed in the last decade have worsened the situation. On the other hand, a staggering 49.8% of households have patients with chronic diseases, which is a very high rate. Such a rate indicates a drastic decline in access to healthcare.

According to the annual statistical bulletin of 2012, there are only two main hospitals in the governorate and the health care centres (clinics) with beds are only nine. That is in addition to 4 private hospitals, 23 health care centres without beds, 109 primary health care units and 268 drug stores.

The health workforce has been significantly reduced in comparison with the previous year of 2011 where there were 57 doctors compared to 26 in 2012, which is less by almost 54%.

Furthermore, a number of international organisations have conducted partial assessments of the damage and destruction inflicted on health centres and institutions during previous wars and armed conflicts. Some of which were as follows:

2-1 World Health Organisation (WHO):

In emergencies, such as cases of an outbreak of epidemic diseases or conflict, the World Health Organisation (WHO) has a prime responsibility to address public health priorities so that lives are saved and suffering is reduced. In Sa'ada governorate, WHO had 7 medical teams working in 7 districts and implemented several activities of tangible impact and as follows:

Al Malaheeth hospital - Al Thaher district, Al Mashaf health care centre – Shadda'a district, Annader health care centre – Razeh district, Baqem hospital – Baqem district, Dahyan hospital – Majaz district, Al Amiri health care unit – Sahar district, Haydan hospital – Haydan district. The organisation covered operational costs and incentives for teams, provided medical consultations and supplies of anesthetic injections and supported basic Emergency Obstetric care, routine vaccinations, communicable disease control and family planning services. The organisation also provided other health care services through the surgical team and psychiatric clinic consultations at the Al Jumhuri hospital. 83,010 consultations were reported in 2013. WHO also provided support to 7 districts as follows:

- **HAYDAN DISTRICT:**

WHO recruited the health staff for Haydan hospital (supervisor, physician, assistants, 2 pharmacists, 3 nurses, medical laboratory technician, radiologist, 3 midwives, etc). The medical services that were delivered were as follows: medical consultations, anaesthetic medication, essential obstetric care, family planning, vaccination, etc. The total number of patients and beneficiaries was 13,582.

- **SHADDA'A DISTRICT:**

WHO rented a building in Al Mashaf locality to be used as a health care centre to provide for the following medical services:

Medical consultations, anaesthetic services, family planning, routine vaccination, treatment of malnutrition and medical laboratory tests. The total number of assisted patients and beneficiaries in 2013 was 6,526.

- **AL THAHER DISTRICT:**

The organisation provided the following in 2013 through Al Malaheeth hospital: covered for the operational costs of the hospital and the recruitment of the medical team which was comprised of: a supervisor, a physician, 5 nurses, a medical laboratory technician, a midwife and a pharmacist. The number of assisted patients and beneficiaries was 6,312.

- **RAZEH DISTRICT:**

WHO's activities of 2013 in Annader health care centre included the recruitment of the medical staff that was comprised of: a supervising physician, 3 nurses, a midwife and a medical laboratory technician. The medical team provided the following medical services:

Medical consultations, anaesthetic services, obstetric care, family planning, routine vaccination, treatment of malnutrition and medical laboratory tests. The total number of assisted patients and beneficiaries was 12,497.

- **BAQEM DISTRICT:**

The organisation's activities of 2013 in Baqem district were implemented in Baqem hospital. The medical team was comprised of: a supervising physician, a pharmacist, and a midwife. The medical team provided the following medical services:

Medical consultations, anaesthetic services, obstetric care, family planning and routine vaccination. The total number of assisted patients and beneficiaries was 10,826.

- **DAHYAN DISTRICT:**

WHO's activities of 2013 in Dahyan district were implemented in Dahyan's health care centre. The medical team was comprised of: one male and one female physician, 2 nurses, 2 midwives, a medical laboratory technician and a pharmacist. The medical team provided the following medical services:

Medical consultations, anaesthetic services, obstetric care, family planning and the treatment of malnutrition. The total number of assisted patients and beneficiaries was 7,682.

- **SAHAR DISTRICT:**

WHO's activities of 2013 in Sahar district were implemented in Al Amiri health care centre. The medical team was comprised of: a physician and a midwife. The medical team provided the following medical services:

Medical consultations, anaesthetic services, obstetric care, family planning and the treatment of malnutrition and routine vaccinations. The total number of assisted patients and beneficiaries was 10,117¹.

2-2 Agence d'Aide à la Coopération Technique Et au Développement ACTED:

Agence d'Aide à la Coopération Technique Et au Développement (ACTED) [English: Agency for Technical Cooperation and Development] conducted a needs assessment in September, 2013. The assessment team visited Dahyan health care centre in Majaz district, which serves around 30,000 and with an average of 80 patient visits per day. The health care centre has sustained damage during armed conflicts and requires rehabilitation to restore the delivery of health care services for the population.

The assessment team also visited Al Fajr health care centre and Hibal health care unit of Saqain district, where the number of patients reaches up to 8,000 and with an average of 25 patient visits per day. Both health centres require the rehabilitation of buildings and supply of equipment, devices and furniture before the delivery of health care services is restored.

Another visit was made by the team to Sahar district to assess the damage sustained by Merbah and Kahzah health care centres, where damage was evaluated at 50% including the supplies and furniture. 50% of Al Talh hospital, which serves a community of 40,000, was damaged too. The average patient visits are around 150 per day. Kahzah health care centre was not operating and used to serve 2,000 patients, whereas Merbah health care centre used to serve a community of 15,000 and it requires rehabilitation too.

The team also visited Al Safra'a district to assess its health facilities. Al Meqbab health care centre, which served 1,500 patients with an average of 5 patient visits per day, was also in need of rehabilitation to restore service delivery².

2-3 Save the Children (SC):

Save the Children (SC) contributed in the health sector activities in 2012 by supporting 6 health facilities in both Al Safra'a and Saqain districts, in addition to recruiting a primary health care mobile team to provide primary health care services and nutritional support in three localities. Furthermore, in mid-2012, the organisation provided some supplies for 5 health facilities, in addition to the rehabilitation of 5 health care units that were damaged by the multi-round war. In 2013, SC implemented a comprehensive nutrition and health awareness campaign. The organisation supported 11 health facilities by providing all supplies and medication requirements and implemented partial rehabilitation for 3 health care units. SC also reconstructed Saqain hospital and covered 30% of the costs of the hospital's furniture, supplies and

¹ WHO's Health Emergency Response Report, 2013

² Monitoring and Evaluation Unit of ACTED Yemen, September, 2013

medication. Save the Children further supplied 8 health facilities with water sinks and the network piping for the supply of clean water.

2-4 CARE International Yemen:

The survey dated 18/11/2011, which was conducted by CARE, revealed that households hosting IDPs are affected with moderate malnutrition, but to a lesser degree than IDPs at camps.

Health care indicators related to hand hygiene further unveiled that the health status was very poor and had caused diarrhea, anaemia and respiratory disorders, especially among IDPs in camps. Up to 35% of pregnant women inside IDP camps were anemic, while the rate was around 37% among women residing outside camps and 39% among those living with host households. On the other hand, the rate of respiratory infections among IDPs residing in camps was around 39%, while it reached up to 51% for IDPs outside camps and 41% for those living with host households¹.

2-5 United Nations High Commissioner for Refugees (UNHCR):

The UNHCR reported that in 2013, it has equipped and provided supplies for two health care units, one in Ghamr district and the other in Menabbeh district. That is in addition to the rehabilitation of Al Salam School in Al Safra'a district in another activity related to the education sector.

2-6 Joint Assessment Mission of UN agencies and Save the Children:

The joint assessment mission of UN agencies and SC concluded in its report that “even though no outbreak of diseases was realised during the mission’s visit in November, 2013, yet, it recommends the support of health care services in new displacement sites, as well as supplying medicines for some health care units in those areas”².

2-7 Dammaj Rural Hospital:

The third medical report prepared by the manager of Dammaj rural hospital asserted that there were two hospitals that sustained damages during conflict, but there is no estimate of the extent of damage³.

2-8 United Nations Development Programme (UNDP):

The report of January 2012 prepared by UNDP’s team stated that Al Kad’s health centre building, which had 8 rooms and two lavatories, requires rehabilitation as half of its structure was destroyed by an airstrike. The damage sustained by Al Husamah health care centre of Bani Sa’ad, Al Thaher district was also assessed. The building that was severely damaged consisted of 3 rooms and a lavatory. In another case, the damage sustained by Bani Sa’d health care centre was inconsiderable, yet, the centre is not operating and the reasons behind discontinuing its services are unknown. Furthermore, the completely destroyed hospital of Menabbeh that consisted of 22 rooms was re-constructed and equipped with furniture⁴.

¹ CARE Yemen, *Livelihoods of Border Communities in Hajjah Governorate, Lackner, November 2011*

² *Joint Assessment Mission: UNICEF, UNHCR, WHO, OCHA and Save the Children, 12-13/11/2013*

³ *The Report of Dammaj Rural Hospital’s Manager for the Period from 31/10/2013 to 5/11/2013*

⁴ *Report of UNDP’s mission for the assessment of damage to health care units, January, 2013*

2-9 Social Fund for Development (SFD):

The SFD reported that its health sector activities implemented in Sa'ada governorate were related to training and capacity building. That included training of midwives and health care awareness courses for 148 female trainees at a cost of USD 68,026.

2-10 Executive Council of Sa'ada Governorate:

According to the list submitted by the Executive Council, 35 health facilities need interventions; 21 of which need complete rehabilitation and 14 need partial rehabilitation.

Table (7) Health facilities that sustained damage by wars according to the survey of the Executive Council of Sa'ada Governorate

Type of Health Facility	No. of Units	Complete Rehabilitation	Partial Rehabilitation
Health Care Units	24	19	5
Rural Hospitals	6	1	5
Governorate's Hospital	1	0	1
Health Care Centres	4	1	3

Source: Executive Council of Sa'ada Governorate

Conclusions and Recommendations Related to the Health Sector:

Conclusions	Gap/Recommendation
The health status of the population is bad. 19% of households have cases of impairments and disabilities and around 50% have patients with chronic diseases.	Reports did not address the issue of shortages of staff.
There is a dire shortage of health workforce, which has been significantly reduced by 54% in 2011 and 2012.	Lack of coordination among international humanitarian actors, NGOs and central and local government authorities in identifying priority areas for intervention.
Rehabilitation of damaged health facilities	Lack of damage assessments and estimated costs for the rehabilitation of each facility
Lack of psychiatrists to provide psycho-social support and psychiatric/psychological care and treat conflict and trauma related diseases and disorders, esp. patients belonging to vulnerable groups	
No blood bank at Sa'ada governorate for the preservation of blood	
Available assessments do not identify the rate of damaged health facilities at district level	
IDP households' lack of health and hygiene awareness	

III. WASH SECTOR:

The lack of reliable supplies of potable water is a great challenge that brings a lot of suffering especially for IDP households. The high prices of water and low purchase power of IDPs and vulnerable groups in general is the main barrier that significantly limits their access to reliable clean water supplies. One cubic metre of water costs up to YER three thousand, due to the impact of fuel (diesel) shortages and the sharp increase in diesel prices. Only 8% of houses are connected to the water supply piped network, which is an incredibly low rate. Another 13% of households get their water supplies through water tankers (trucks), while most households (approx. 80%) are supplied with water collected and shouldered to houses.

Access to sanitation is much worse, where only 1% of households have access to basic sanitation, 29% use an open 'hole-in-the-ground' latrine, 21% use a closed one and the remaining 49% practice open defecation. A couple of assessments have been made on the status of WASH in Sa'ada and as follows:

3-1 ACTED

The monitoring and evaluation team of ACTED conducted a multi-sector needs assessment including the WASH sector. The team visited the damaged facilities of the rainwater harvesting reservoir and the water supply project of Saqain, which serves a community of 3,000 persons. The team also visited the 'Teeqarhad' water well that served a community of 4,000 persons, which needs rehabilitation due to the damage that was sustained during the conflict.

In Sahar district, other structures of water management systems were visited to assess the extent of damage sustained. Both Saber and Barah water projects, which serve a community of 6,000 persons need rehabilitation, including water pumps and boosters, reservoirs and pipe networks. Another visit was conducted to Al Safra'a district, which included the water harvesting reservoir of Al A'amar (with 1,000 beneficiaries), a small water dam serving a community of 1,700 persons and 3 other damaged wells. All those structures need rehabilitation where the total number of beneficiaries would be 23,000.

3-2 Sustainable Livelihoods Assessment Team

The team reported that the WASH sector in the governorate has been severely affected like all other basic sectors. The existing water infrastructures deteriorated during previous conflicts. Furthermore, the water projects that were planned for implementation by the General Authority for Rural Water Supply Projects (GARWSP) to improve the access to water for a population of around 239,000 in rural areas were all suspended. The water sector in Sa'ada has been heavily affected, especially the artesian wells and pumps, which were destroyed and stolen, in addition to the destruction of water storage tanks and water supply networks at most of Sa'ada's districts.

3-3 Joint Assessment Mission of UN agencies at Sa'ada and Save the Children:

The mission reported that “WASH needs remain among top priorities for IDPs” during its assessment of the status of IDPs at new displacement sites inside Sa'ada in November, 2013. It was revealed that supplying IDPs and host households with water was a tough challenge as trucks needed to carry water supplies from far places. IDPs and the host community expressed their concerns due to fuel price increase and because a large number of pumps were damaged.

Moreover, there is a lack of hygiene awareness amongst IDP communities where unhygienic practices continue to be a main characteristic, such as: the practice of open defecation and non-use of soap.

The provision of WASH supplies and requirements are among the pressing needs of local host communities including assisting them in the construction of lavatories, especially in villages that host large numbers of IDPs. There were unhygienic practices observed at the conflict-affected areas, especially among poor groups (such as open defecation), but no outbreak of diseases was recognised during the visit.

The assessment team further noted that there was a lack of health care services and nutritional support, as well as a complete absence of preventive public health policies such as vaccination and reproductive health care services. The provision of basic non-food items such as water containers, blankets and sleeping mats have been acknowledged as some of the most critical needs for IDPs. They are also in need of shelters to relieve the pressure on the hosting households and the overcrowding in their small cramped houses that are shared with IDPs.

The team has also realised that some IDP households are residing inside old abandoned buildings, which are unfit for human habitation due to dilapidation and are deemed to be unsafe, detrimental and dangerous considering the possibility of a roof collapse. These IDPs should be evacuated to a safe shelter¹.

3-4 Social Fund for Development (SFD):

According to SFD records, 23 water supply projects have been implemented within the period from 2011-2013 at various areas in 8 districts with a total cost of USD 2,771,510 serving communities of around 19,045 persons. For further details, please see the attached SFD projects list.

3-5 Executive Council of Sa'ada Governorate:

The local authorities' executive council of Sa'ada submitted a list of 53 water management structures that need to be included in the rehabilitation interventions. 15 of these need complete rehabilitation and 38 require partial rehabilitation.

¹ Joint Assessment Mission: UNICEF, UNHCR, WHO, OCHA and Save the Children, 12-13/11/2013

Table (8) Damaged water management structures according to the survey of Sa'ada's Executive Council

Type of Structure	No. of Units	Complete Rehabilitation	Partial Rehabilitation
Water Barriers	6	3	3
Ponds and Small Reservoirs	6	4	2
Water Supply Projects	41	8	33

Source: Sa'ada Governorate Executive Council

Conclusions and Recommendations for Sa'ada's WASH Sector:

Conclusions	Gap/Recommendations
Most regions in Sa'ada are challenged by shortages of potable water, where only 8% of houses are supplied through water piped network. Another 13% of households get their water supplies through water tankers (trucks), while almost 80% of households are supplied with water collected and shouldered to houses.	Studies and assessments were limited to broad descriptions of some damaged structures of the water management system and did not identify the priorities at district level. The rehabilitation costs for each case were not estimated in order to search for funding.
A widespread lack of awareness about the significance of sanitation where only 1% of households have access to basic sanitation.	Lack of coordination among international actors, NGOs and other authorities in cases where the rehabilitation of damaged structures is implemented.
<ul style="list-style-type: none"> ▪ Water wells and reservoirs that sustained damage during conflict require rehabilitation. ▪ IDPs and hosting households cannot afford buying water at its increased costs of YER 3,000 per cubic metre. 	<ul style="list-style-type: none"> ▪ There are no effective actors and institutions dedicated to promoting and raising awareness on Water, Sanitation and Hygiene (WASH) issues and the threats posed by unhygienic practices. ▪ The available studies do not address the impact of improper sanitation on the environment.

IV. FOOD SECURITY:

The Comprehensive Food Security Survey 2014 carried out by WFP & UNICEF, showed that while food security has improved in some areas, over 10 million Yemenis, more than 40 percent of the population – don't know where their next meal will come from.

Around five million people were found to be severely food insecure, suffering from levels of hunger where external food assistance is generally required and the prevalence of chronic malnutrition among children under the age of five is beyond the international benchmark of "critical." The Comprehensive Food Security Survey, which is usually held every two years, also shows that Global Acute Malnutrition (GAM) rates in Yemen are serious across most of the country and at emergency levels in some areas. The survey is carried out with the support of Yemen's Central Statistical Office and funding from the United States government.

Levels of food insecurity across the country showed a slight decline from 45 percent to 41 percent, since the last similar survey in 2011, but there were huge variations among different governorates. In the northern governorate of Sa'ada, almost 70 percent of people were food-insecure, compared with fewer than 10 percent in Al Mahra in the east. Rural areas are worst affected.

Food security conditions for the Yemeni-Saudi border communities have been further compromised by the closure of the borders and the heightened controls preventing the entry of informal workers into Saudi Arabia. That is in addition to the economic recession, spiking prices and disruption of markets, which lead to a lack of income-generating opportunities and a decline in purchase power. The continuous flow of IDPs from Sa'ada has indeed strained the limited resources, but that wasn't the main driver behind the issue. There are other main drivers of food insecurity in the governorate such as the massive deportation of Yemeni workers by Saudi Arabia, the political unrest, persistence of conflict, poverty, high living expenses, spiking food and fuel prices and the staggering high rate of unemployment. The deteriorating security situation has also critically compromised the food security of vulnerable groups.

On the other hand, a number of actors, NGOs and authorities contributed to preventing further deterioration of food security, such as the following:

4-1 Save the Children:

Save the Children provided urgent food aid for IDPs at urban areas of Sa'ada with priority for female headed households. The total number of beneficiaries were 10,401 from around 1,400 households of Sa'ada city who got monthly food vouchers that had a value of USD 81.

However, concerning the nutritional status, especially with regards to women, it was reported that 49% of pregnant women at IDP camps, 29% of women residing outside camps and 53% of women living with host community households had acute malnutrition¹.

4-2 Sustainable Livelihoods and Employment Generation Group:

The team noted that the current status of food security depends on three main factors, which are: the availability of, access to and utilization of food. The updated food security monitoring survey conducted by WFP in 2013 has further revealed that 43% of the population are vulnerable to food insecurity. The report stated that the main drivers of the high level of food insecurity are: political unrest, conflicts, deterioration of the security situation, poverty, high cost of living, volatility of food prices and the high rate of unemployment.

4-3 Sa'ada Women's Association:

The Sa'ada Women's Association report stated that the association has provided food assistance for IDPs and poor households through distributing food items (cereals, sugar, rice and vegetable cooking oil) that were granted by a philanthropist. 300 conflict-affected and IDP households were supported during the conflicts that took place in the period of 2011 to 2012. The association also provides food assistance for around 50 poor households during the holy month of Ramadhan every year.

4-4 Joint Assessment Mission of UNICEF, UNHCR, WHO, UNOCHA and Save the Children [12-13/11/2013]:

According to the mission's report, food is the top priority for new IDPs. The report revealed that some households sold housewives' jewelries to secure food purchases as a coping strategy for survival. The mission further reported that emergency food aid was provided for 180 IDP households who fled from Dammaj. Food aid was distributed either through the ICRC or directly through WFP. 'Food for Work' programmes are being developed to help meet the immediate food needs and improve the livelihoods of IDPs and host communities.

4-5 Islamic Relief Organisation (IRO):

The IRO presence in Sa'ada governorate started in 2005, but at a later stage IROs field activities were discontinued except for the 'orphan sponsorship' activities and food assistance programme for IDP households. A basic monthly household food basket included 25 kg of wheat, 10 kg of sugar, 10 kg of rice and 2 litres of cooking oil distributed through the 'Emergency Food Project' in collaboration with WFP, which continued from May, 2008 till July 2011. The number of beneficiaries from this programme in its last year were 22,000 households (145,000 persons).

4-6 Social Fund for Development (SFD):

The SFD has effectively participated in the direct support of poor households whether those who are internally displaced or others of settled populations through the implementation of cash for works programmes during the period of 2012-2013. The total amount of the programme was USD 1,704,964 with 6,800 beneficiaries in Sa'ada.

¹ Care Yemen, *Livelihoods of Border Communities in Hajjah Governorate*, Lackner, November, 2011

V. AGRICULTURE SECTOR

The first line of defence for the governorate's food security is agriculture, especially that most of the land is arable and a wide range of crops is grown. Sa'ada is infamous for growing pomegranate, grapes, apples and vegetables. The cultivable area is approximately 48,020 hectares, while the cultivated area is 37,806 or 79% of the total cultivable area. 21% of the cultivable land is not cultivated due to the increase of fuel prices in addition to the high costs of production. Furthermore, a major concern and impediment is the groundwater depletion resulting from the indiscriminate digging of wells and the over-exploitation of the groundwater resources of Sa'ada Basin. However, in 2012, the agricultural production value reached YER 19 billions.

VI. LIVELIHOODS:

The lack of access to employment opportunities and decent livelihoods restricts the capacity of displaced persons to become economically self-sufficient and satisfy their basic needs for food, shelter and other non-food items. Thus, they remain to be dependent on aid¹.

Moreover, the living conditions of IDP households and their economic and social status need to be improved and enhance their capacity to be self-sufficient and achieve sustainable livelihoods. A dream that is still longed for is an adequate shelter and an acceptable quality of life.

However, with regards to IDP residing outside camps, at Haradh for example, and despite of the fact that two to three years have passed since the displacement occurred, yet, decent livelihoods and employment opportunities are still very much limited. Some IDPs are involved in some type of daily work in Haradh town, but the level of income is still insufficient for securing IDP households basic needs.

On the other hand, some IDP households residing outside camps adopted other coping strategies for improving their living conditions including the immigration of labour, which results in increasing the number of households headed by females and the elderly. That is because men are the members of households who are capable of performing such roles of immigration and have to move to other places and cities inside or outside Yemen, such as Saudi Arabia. Another factor for the increasing number of female headed households is that the lure of illicit opportunities result in many men getting involved in illegal activities such as smuggling of Qat into Saudi Arabia. In many cases, children are exploited and used in these operations, which are considered life endangering acts².

Further, the lack of access to employment opportunities and dignified livelihoods in Sa'ada is related to the loss of productive assets and sources of income. Farm and livestock-dependent livelihoods have been badly affected in particular as 2,313 farms were destroyed³ due to persistent conflicts. According to IDPs, the loss of assets is the main obstacle to their return and reintegration. With the destruction of farms and the loss of livestock, IDPs lost critical sources of food and income, which impedes a dignified repatriation

¹ A survey conducted by UNHCR and the Danish Refugee Council

² A survey conducted by UNHCR and the Danish Refugee Council

³ Sa'dah Project Survey

of IDPs. Thus, the continued reliance of IDPs on humanitarian aid and the lack of interventions that support the recovery of the affected population's livelihoods and their reintegration are fundamental causes for the prolonged deterioration of their living conditions¹.

However, the UNHCR provided assistance for 3,797 IDP, returned and vulnerable households where the total number of individual beneficiaries reached up to 27,057 persons. The UN agency distributed food and non-food items such as: mattresses, blankets, cooking sets, tarpaulins, buckets, straw mats and tents; as well as distributing bed sets for around 4,117 households.

During 2013, UNDP has provided 867 livelihood assets to the most vulnerable groups in Sa'ada; female headed household, war victims, marginalized groups and people with special needs. 68% of the beneficiaries were female. There were 7 types of livelihood assets; livestock, honey keeping, small grocery, cooking gas cylinders, women clothes and accessories, kitchen utensils shop

The monitoring visits carried out by UNDP Sa'ada don't encourage agencies to do more livestock mainly due to 2 external factors, these include; the spread of scabies epidemic exists in the western districts of Al Dhaher and Haydan, the lack of Vet services and drugs, the invasive cactus trees which kills livestock and or causes blindness.

Cactus Trees in Hadyan & Al Dhaher districts

The invasive of the wild cactus (Scientific name: *Opuntia dillenii*) is considered as a national challenge that threatens all the western highland areas from Sa'ada in the north till Taiz governorate in the south.

Sa'ada governorate is basically a rural area with more than 85% of population depends on agriculture. In western districts of Haydan and Al Dhaher, the spread of the cactus has been a serious threat on agriculture, grazing as well makes it very difficult for YEMAK to clear mines, esp. on mountains and valleys, which claimed the life of many women and girls while grazing.

The invasive of the cactus has caused many economical damages, this includes: blindness and poisoned of livestock, damage to environmental and socio-economic activities, shrinking of arable and grazing land, threaten productivity and food security for the local population and their standard of living and social life, degradation systems and bio-diversity of plants and animals. In addition, conflicts over limited natural resources are likely to happen, esp upon the arrival of returnees from Mazraq camp to Al Dhaher and Haydan district during 2015.

¹ A survey conducted by UNHCR and the Danish Refugee Council

In light of the above context, it's imperative to carry out a field study in the areas of return in western Sa'ada; Al Dhafer and Haydan districts. The expected arrival of returnees will add more burdens on the limited natural resources and basic services.

The objectives of the study is to analyze the situation, its magnitude and the potentiality of introducing income-generating activities based on proper options that catalyst re-use of invasive cactus species as part of the control process. This has come as an official request from the office of agriculture & irrigation in Sa'ada and local community as well.

VII. INFRASTRUCTURE AND OTHER PUBLIC UTILITIES AND FACILITIES:

ROADS:

Sa'ada roads network has been heavily damaged during previous conflicts, especially asphalt roads due to airstrikes and artillery shelling. The movement of heavy military vehicles and the transport of heavy military equipment also contributed to the damage sustained by roads. In most cases, damaged roads became unfit for travel and disrupt traffic movement. The local authorities' public capital budgeting lists 116 projects of public works and roads with a total cost of YER 1.1 billion. Yet, till the end of December, 2013, the implementation progress and the disbursement rate did not exceed 20%. Furthermore, during the period from 2011-2013, the SFD has been working on implementing 14 roads projects at a total cost of USD 4,808,235, where the beneficiaries reach up to 28,538 persons in 6 districts (please see annex III for details). Two of those projects have been completed and progress continues for the remaining 12 projects.

ELECTRICITY:

The major challenges facing the electricity sector still persist even after conflicts came to an end in Sa'ada. That is a result of the recurring attacks on Mareb's gas power station, power towers and transmission lines. On the other hand, in many parts of Sa'ada, electric power is typically supplied by private diesel generators and because the country has been facing severe diesel fuel shortages in the last couple of years, the average power supply duration became around 7 hours a day (as has been the case during Sa'ada's visit at the end of November, 2013). The total amount of generated power was 22,498,331 kW in 2012 taking into consideration that 85% of the governorate is rural and depends on old traditional lighting such as kerosene and gas lamps.

ENVIRONMENT:

The persistent conflict and the unhygienic practices have had destructive impacts on the environment. For example, the lack of sanitation services affected environmental health in Sahar, Ghamr, Razeh, Al Thaher and Shadda'a districts. Natural reserves have also been badly affected recently where some plants and animal species face the risk of extinction in Menabbah, Qataber, Baqem and Majaz districts. That is in addition to the spread of prickly pear cactus that is changing the plant cover in Haydan, Al Thaher, Shadda'a and Razeh districts.

However, in 2012, the cost of environmental projects implemented in Sa'ada was USD 8,480 and the approximate number of beneficiaries were 2,960 residents of Sa'ada city. The projects were part of the 'cash for work' activities funded by SFD.

INFRASTRUCTURE:

Public and private property sustained heavy damage during the conflicts, especially in the areas that witnessed fierce fighting. The most affected districts were Sa'ada, Haydan, Al Thaher, Razeh, Sahar, Shadda'a, Al Safra'a and Saqain where 245 economic enterprises¹ were completely or partially destroyed by heavy shelling.

BANKS:

There is a branch for the Central Bank of Yemen in Sa'ada where a number of commercial banks operate. For example, each of the Yemen Bank for Reconstruction and Development and the Cooperative and Agricultural Credit Bank (CAC bank) have branches in Sa'ada providing various banking services. The CAC bank was initially established to provide specialized banking services for the agricultural sector, but in a later stage it expanded its services to cover a wide range of other commercial banking services.

¹ Sa'dah Reconstruction Fund Survey, 2013

Sa'ada Governorate's Economic Structure:

COMMERCIAL ACTIVITIES:

The export of pomegranate, grapes and apples forms the pivot of the governorate's commercial activities as a substantial portion of production is exported to Saudi Arabia where higher prices are achieved.

AGRICULTURE AND LIVESTOCK:

According to 2012 statistics related to livestock, there were 853,435 sheep, 567,313 goats, 122,719 cattle (cows), 8,448 camels and the poultry numbers were around 1,362,350 (chickens). The livestock production is estimated at YER 8 billion.

Moreover, Sa'ada is infamous for growing pomegranate, grapes, apples and vegetables and the annual production for 2012 reached up to YER 19 billion¹.

¹ The Annual Statistical Bulletin of 2012, CSO office

Summary of Studies, Reports and Surveys Prepared by International, Public and Civil Society Organisations

This part has been based upon the summaries of reports that have been listed in separate tables below as each report covers different sectors and areas and has a different content.

Summary of studies that have been provided by various organisations:

No.	Organisation and Date	Name of Study	Content Summary	Remarks
1	ACTED organisation: M&E Unit – 11/2013	Sa'ada Governorate: Assessing Needs for Informed Programming	Assessment of the education sector at Majaz, Haydan, Sahar the water sector at Saqain, Sahar and Al Safra'a and the health sector at Majaz, Saqain, Sahar and Al Safra'a	The assessment is limited to specific geographical areas (3 areas and 3 sectors)
	World Health Organisation, 2013	Health Emergency Response, Annual Report	Annual report for implemented activities	
3	CARE International - Yemen, 18/11/2011	Livelihoods of Border Communities in Hajjah Governorate, Helen Lackner	Assessment of IDP livelihoods: food security and health status	The study was limited to IDP livelihoods in Haradh, Hajjah
4	UNDP Mission Report on Assessing the Damages of EC- proposed health care units, January 2012	Quick Damage Assessment of clinics (Al Ka'ad and Al Husamah health care centres, Bani Sa'ad health care unit and Menabbeh Hospital)	The assessment focused on particular health facilities	The report had scant details
5	<i>Joint Assessment Mission: UNICEF, UNHCR, WHO, OCHA and Save the Children, 12-13/11/2013</i>	Inter-Agency Report on Newly Displaced People due to Ongoing Conflict in Sa'ada Governorate - Yemen	<ul style="list-style-type: none"> ▪ Conflict-affected people in Dammaj ▪ Food Security and Agriculture ▪ WASH ▪ Landmines challenge 	The study is limited to Dammaj area

No.	Organisation and Date	Name of Study	Content Summary	Remarks
6	Save the Children January, 2014	Informal brief report (made of one page)	Organisation's humanitarian activities in 2012-2013	A brief report on activities and not an assessment
7	United Nations Development Programme, June, 2012	Multi-dimensional Livelihoods Assessment in Conflict-Affected Areas	The impacts of conflict on livelihoods including employment, economic sectors and food security	In-depth study of livelihoods
8	UNHCR Report (Ammar Al Aghbari) 16 th December, 2013	Informal report made of one page	Implemented activities during 2013	
9	Islamic Relief Organisation, 2005-2008	A brief report on IRO's activities in Sa'ada, 2005-2008	Food security assistance	The focus of response was on the provision of food items
10	Dammaj Rural Hospital Manager 31/10/2013	Third Medical Report Covering the Damage Caused by the War and Siege on Dammaj	Assessment of the damages caused by the latest war in Dammaj	Partial report on the impacts of war in Dammaj
11	Oxfam	A Report on the Preparation of an Essential Survey	Technical proposal for conducting an essential survey	

1- ACTED ORGANISATION: MONITORING AND EVALUATION UNIT, NOVEMBER, 2013

Education Sector	WASH Sector	Health Sector
<ul style="list-style-type: none"> ▪ Two schools were visited in Baqem district. The first, Al salam primary school was partially damaged by war and currently enrolls 42 students. The other school, Om Layla School, which has 120 students, 40 of which are females, is not operating currently and needs rehabilitation and furniture. ▪ The team has also visited the schools of Majaz district to assess school buildings and found Asma'a girls' school partially damaged. The school enrolls 200 female students and needs rehabilitation and furniture. ▪ In Haydan district, the team found three schools which were almost fully damaged. Two of those are operating partially, which are Al Salam and Imam Ali schools. Both schools enroll around 1,100 students (mixed sex). The third one, Al Rethwan school is currently non-functional. It enrolled 350 students, 30 of which were females. That is in addition to another two partly functioning schools, which are Anas bin Malek and Al Anwar schools. Anas bin Malek school enrolls 800 students, 60 of which are females, whereas Al Anwar school enrolls 200 students including 15 females. Both schools require some rehabilitation and school furniture. The team has also visited Al thawra primary and secondary school at Sahar district and found it closed as its premises had sustained damage due to the fighting that took place. This school enrolled 600 students and requires the supply of furniture and rehabilitation 	<ul style="list-style-type: none"> ▪ The assessment team visited the damaged facilities of the rainwater harvesting reservoir and the water supply project of Saqain, which serves a community of 3,000 persons. The team also visited the 'Teeqarhad' water well that served a community of 4,000 persons, which needs rehabilitation due to the damage that was sustained during the conflict. ▪ In Sahar district, other structures of water management systems were visited to assess the extent of damage sustained. Both Saber and Barah water projects, which serve a community of 6,000 persons need rehabilitation, including water pumps and boosters, reservoirs and pipe networks. ▪ Another visit was conducted to Al Safra'a district, which included the water harvesting reservoir of Al A'amar (with 1,000 beneficiaries), a small water dam serving a community of 1,700 persons and 3 other damaged wells. All those structures need rehabilitation where the total number of beneficiaries would be 23,000. 	<ul style="list-style-type: none"> ▪ The assessment team visited Dahyan health care centre in Majaz district, which serves around 30,000 and with an average of 80 patient visits per day. The health care centre has sustained damage during armed conflicts and requires rehabilitation to restore the delivery of health care services for the population. ▪ The assessment team also visited Al Fajr health care centre and Hibal health care unit of Saqain district, where the number of patients reaches up to 8000 and with an average of 25 patient visits per day. Both health centres require the rehabilitation of buildings and supply of equipment, devices and furniture before the delivery of health care services is restored. ▪ Another visit was made by the team to Sahar district to assess the damage sustained by Merbah and Kahzah health care centres, where damage was evaluated at 50% including the supplies and furniture. 50% of Al Talh hospital, which serves a community of 40,000, was damaged too. The average patient visits are around 150 per day. Kahzah health care centre was not operating and used to serve 2,000 patients, whereas Merbah health care centre used to serve a community of 15,000 and it requires rehabilitation too. The team also visited Al Safra'a district to assess its health facilities. Al Meqbab health care centre, which served 1,500 patients with an average of 5 patient visits per day, was also in need of rehabilitation in order to restore service delivery.

Health Sector

- WHO had 7 medical teams working in 7 districts as follows:
- Al Malaheeth hospital - Al Thaher district, Al Mashaf health care centre – Shadda’a district, Annader health care centre – Razeh district, Baqem hospital – Baqem district, Dahyan hospital – Majaz district, Al Amiri health care unit – Sahar district, Haydan hospital – Haydan district.
- The organisation covered operational costs and incentives for teams, provided medical consultations and supplies of anesthetic injections and supported basic Emergency Obstetric care, routine vaccinations, communicable disease control and family planning services.
- The organisation also provided other health care services through the surgical team and psychiatric clinic consultations at the Al Jumhuri hospital.
- 83,010 consultations were reported in 2013.
- WHO recruited the health staff for Haydan hospital (supervisor, physician, assistants, 2 pharmacists, 3 nurses, medical laboratory technician, radiologist, 3 midwives, etc). The medical services that were delivered were as follows: medical consultations, anaesthetic services, essential obstetric care, family planning, vaccination, etc. The total number of patients and beneficiaries was 13,582.
- Shadda’a District: WHO rented a building in Al Mashaf locality to be used as a health care centre to provide: medical consultations, anaesthetic services, family planning, routine vaccination, treatment of malnutrition and clinical laboratory testing. The total number of assisted patients and beneficiaries in 2013 was 6,526.
- In 2013, the organisation provided the following through Al Malaheeth hospital of Al Thaher district: covered for the operational costs of the hospital and the recruitment of the medical team which was comprised of: a supervisor, a physician, 5 nurses, a medical laboratory technician, a midwife and a pharmacist. The number of assisted patients and beneficiaries was 6,312.
- In Razeh district, WHO’s activities of 2013 in Annader health care centre included the recruitment of the medical staff that was comprised of: a supervising physician, 3 nurses, a midwife and a medical laboratory technician. The medical team provided the following medical services: medical consultations, anaesthetic services, obstetric care, family planning, routine vaccination, treatment of malnutrition and clinical laboratory testing. The total number of assisted patients and beneficiaries was 12,497.
- The organisation’s activities of 2013 in Baqem district were implemented in Baqem hospital. The medical team was comprised of: a supervising physician, a pharmacist, and a midwife. The medical team provided the following medical services: medical consultations, anaesthetic services, obstetric care, family planning and routine vaccination. The total number of assisted patients and beneficiaries was 10,826.
- WHO’s activities of 2013 in Dahyan district were implemented in Dahyan’s health care centre. The medical team was comprised of: one male and one female physician, 2 nurses, 2 midwives, a medical laboratory technician and a pharmacist. The medical team provided the following medical services: medical consultations, anaesthetic services, obstetric care, family planning, the treatment of malnutrition and clinical laboratory testing. The total number of assisted patients and beneficiaries was 7,682.
- WHO’s activities of 2013 in Sahar district were implemented in Al Amiri health care centre. The

Health Sector

medical team was comprised of: a physician and a midwife. The medical team provided the following medical services: medical consultations, anaesthetic services, obstetric care, family planning, treatment of malnutrition and routine vaccinations. The total number of assisted patients and beneficiaries was 10,117.

- In late 2013, WHO provided medical services and medicines for 1,459 IDPs through Assahwah, Al Ammar and Al Sahyan health care centres.
- The organisation also sponsored a medical team at Al Jumhoori hospital in Sa'ada that performed 2,088 surgical operations and provided 2,360 psychiatric (mental health) consultations.
- Further, WHO supported four training courses that were conducted in 2013 for 305 health staff in fields related to proper diagnosis and medical treatment.
- The organisation provided medicines that were transported by air during the wars of Ketaf and Dammaj.
- 3 vaccination campaigns were also carried out by WHO (other than routine vaccination).

3- SAVE THE CHILDREN: JAMAL HAYJAN'S REPORT, JANUARY, 2014

Introduction	Food Security	Health Sector Activities (2012-2013)
<ul style="list-style-type: none"> ▪ Save the Children is a leading independent organisation that aims to achieve immediate and lasting change in children's lives all over the world. SC works in 9 Yemeni governorates: Sa'ada, Sana'a, Lahj, Amran, Taiz, Hodeidah, Hajjah, Aden and Dhamar. The organisation had activities that impacted the lives of 500,000 children and adults in Yemen in 2011. ▪ Save the Children has been providing assistance since the sixth round of war of the Yemeni State and Houthis in the following sectors: Education, child protection, health and nutrition. These are the sectors that directly impact the lives of children. 	<ul style="list-style-type: none"> ▪ The urgent food aid targeted IDPs at urban areas of Sa'ada with priority for female headed households. The total number of beneficiaries were 10,401 from around 1,400 households of Sa'ada city who got monthly food vouchers that had a value of USD 81. 	<ul style="list-style-type: none"> ▪ Save the Children (SC) contributed to the health sector activities in 2012 by supporting 6 health facilities in both Al Safra'a and Saqain districts, in addition to recruiting a primary health care mobile team to provide primary health care services and nutritional support in three localities. Furthermore, in mid-2012, the organisation provided some supplies for 5 health facilities, in addition to the rehabilitation of 5 health care units that were damaged by the multi-round war. ▪ In 2013, SC implemented a comprehensive nutrition, hygiene and health awareness campaign. The organisation supported 11 health facilities by providing all supplies and medication requirements and implemented a partial rehabilitation for 3 health care units. SC also reconstructed Saqain hospital and covered 30% of the costs of the hospital's furniture, supplies and medication. Save the Children further supplied 8 health facilities with water sinks and the network piping for the supply of clean water.

4- CARE INTERNATIONAL – YEMEN: REPORT ON: LIVELIHOODS OF BORDER COMMUNITIES
IN HAJJAH GOVERNORATE, BY HELEN LACKNER, 18/11/2011

Internally Displaced Persons	Food Security	Health	Poverty
<ul style="list-style-type: none"> ▪ CARE International - Yemen worked in the displacement areas of Hajjah governorate where most of the IDPs are those who fled from Sa'ada. At the beginning of 2010, there were approximately 14,000 IDP households (around 110,000 persons). ▪ The districts of Hajjah governorate that witnessed large numbers of Sa'ada's IDPs who fled to those place to take refuge were: Haradh, Abs, Bakil Almeer and Mustaba 	<ul style="list-style-type: none"> ▪ The cases of acute malnutrition reached high levels among pregnant women in particular, where an alarming 49% of women in camps, 29% of women outside camps and 53% of women in hosting households had acute malnutrition. 	<ul style="list-style-type: none"> ▪ According to CARE's latest surveys, the health status and living conditions of IDPs and hosting households continue to deteriorate, especially for IDPs residing in displacement camps. ▪ Health care indicators related to hand hygiene further unveiled that the health status was very poor and caused diarrhea, anaemia and respiratory infections, especially among IDPs in camps. ▪ The report further reveals that up to 35% of pregnant women inside IDP camps were anemic, while the rate was around 37% among women residing outside camps and 39% among those living with host households. ▪ It was also reported that the rate of respiratory infections among IDPs residing in camps was around 39%, while it reached up to 51% for IDPs outside camps and 41% for those living with host households. 	<ul style="list-style-type: none"> ▪ It has been reported that the estimated rate of poverty was 35% among non-pregnant women in IDP camps, 37% among women living outside camps and 41% among host community households. ▪ Furthermore, IDPs suffering hunger were estimated at 37% for those who take refuge in IDP camps, 31% of those residing outside camps and 31% of IDPs hosted by host community households.

5- UNDP: MULTI-DIMENSIONAL LIVELIHOODS ASSESSMENT IN CONFLICT-AFFECTED AREAS, JUNE 2012

Livelihoods	Impact of the 2011 crisis on employment, skilled and unskilled labour, and the private sector	The impact of conflict on livelihoods in selected sectors	Economic Sector	Food Security
<ul style="list-style-type: none"> ▪ The poorest groups in Sa'ada live in its urban areas. 18.3% of the population of urban areas are poor, while the poor in rural areas of Sa'ada are 16.2%. ▪ Indicators reveal that the Yemeni economy was significantly impacted by the crisis of 2011 after achieving an annual GDP growth rate of 6.8% in 2010. In 2011, the GDP declined by minus 15.3% and minus 14.8% for the non-oil GDP. 	<ul style="list-style-type: none"> ▪ It was estimated that the crisis of 2011 resulted in 15% of all private sector employees and 30-40% of factory workers losing their jobs and a 20% reduction in the salaries of most employees, whereas others were given unpaid leaves for extended periods that reached up to six months. ▪ According to a rapid qualitative survey carried out by SFD in November, 2011, most skilled, semi-skilled and unskilled workers lost their jobs. The unskilled workers in particular were badly affected as most construction works and development projects whether funded by the private sector, central government or local authorities were 	<ul style="list-style-type: none"> ○ Construction Sector: <ul style="list-style-type: none"> ▪ The construction sector is one of the largest employment sectors in Yemen, particularly for poor people in urban areas and rural migrants. ○ Water Sector: <ul style="list-style-type: none"> ▪ The 2011 crisis had seriously impacted Yemenis access to basic services, including access to WASH services. The state's capacity to deliver on water services has declined during the crisis in all areas of Yemen. Public investments were suspended as a whole and donor agencies froze disbursements. Most water projects, which were planned for implementation by GARWSP to improve the access to water for 239,000 people in rural areas, were also suspended due to the deterioration of the security situation. 	<ul style="list-style-type: none"> ▪ The services sector in Yemen was the major contributor to GDP in 2011, followed by the agricultural sector (15.7%), then mining and quarrying — basically of oil (12.7%). The manufacturing sector is still weak, contributing only 4.4% of GDP (please see Table [3]). 2011 data revealed some changes in the structure of GDP, as the contribution of the agricultural sector increased from 12.9% in 2010 to 15.7% in 2011. However, such an increase does not reflect a growth in the sector, but rather, the declining share of the manufacturing and construction sectors in 2011 total GDP. This could be explained by the fact that the 2011 crisis mostly affected the urban areas where manufacturing and construction activities are concentrated. The share of 	<ul style="list-style-type: none"> ▪ The current status of food security depends on three main factors, which are: the availability of, access to and utilization of food. The updated food security monitoring survey conducted by WFP in 2013 has further revealed that 43% of the population are vulnerable to food insecurity, which is less by 2% in comparison to the 45% of 2011. The latest survey of 2013 shows that around 4.5 million Yemenis are severely food-insecure; whereas over 6 million other Yemenis are moderately food-insecure and 10.5 millions are food insecure. ▪ The main drivers of the high level of food insecurity include political unrest, conflicts, deterioration of the security situation, extreme poverty, high costs

Livelihoods	Impact of the 2011 crisis on employment, skilled and unskilled labour, and the private sector	The impact of conflict on livelihoods in selected sectors	Economic Sector	Food Security
	<p>suspended.</p> <ul style="list-style-type: none"> ▪ The private sector estimated its losses at USD 8 to 17 billion from December 2010 to August 2011. The domestic production dropped by around 14%. ▪ Economic activities were steadily reduced throughout 2011: starting from an approximately 30% reduction in the first four months, with resulting redundancies in labour and professional staff of 15–20%, to redundancies of 30–40% of the labour force in the second four months. ▪ Unemployment rates among skilled and unskilled labour increased to 80%. The overall situation lead to the departure of professionals and specialised workers to 	<ul style="list-style-type: none"> ○ Infrastructure: <ul style="list-style-type: none"> ▪ Private and public assets were severely damaged during the crisis, particularly in cities which witnessed civil unrest. The most affected cities were Sana'a, Taiz, Hodeidah, Aden and Mukalla. In Sana'a and Taiz, the main cause for damage was the artillery shells fired from heavy and light weapons, which resulted in most of the cases in partial destruction of external walls and windows. The total cost of damage in these five cities is estimated at USD 88.1 million. ▪ Electricity Sector: <ul style="list-style-type: none"> ▪ Yemen continues to suffer from power blackouts because of the sabotage of the transmission lines in Mareb, which witnessed more than 100 attacks during the political unrest of 2011. Government revenues from electricity declined sharply as the total generated power was down by 25% for most of 	<p>agriculture in GDP has actually declined steadily, from 30 % in early 1990s to 20 % in 2006.</p> <p>Economic activities were steadily reduced throughout 2011: starting from an approximately 30% reduction in the first four months, with resulting redundancies in labour and professional staff of 15–20%, to redundancies of 30–40% of the labour force in the second four months. In the last four months of the unrest, economic activities were brought to a standstill, bringing redundancies to an unprecedented high level. As a result, job opportunities were limited, and the unemployment rate — among skilled and unskilled labour — increased to about 80% . All of these factors and others encouraged the departure of specialized workers, in particular young graduates,</p>	<p>of living, volatility of food prices and the high rate of unemployment.</p> <ul style="list-style-type: none"> ▪ More than 50% of households have been reported as experiencing various shocks and deterioration in their economic situation as well as the decline of purchasing power in 2013 ▪ At the national level, 60% of households did not have enough food in 2013. ▪ More than 60% of households were forced to continue using detrimental coping mechanisms such as: reducing quality and quantity of foods consumed.

Livelihoods	Impact of the 2011 crisis on employment, skilled and unskilled labour, and the private sector	The impact of conflict on livelihoods in selected sectors	Economic Sector	Food Security
	<p>neighbouring countries, especially young graduates.</p> <ul style="list-style-type: none"> ▪ Education Sector: Education services were seriously disrupted as a result of the armed conflicts and the occupation of schools primarily by Internally Displaced Persons (IDPs). Part of the educational infrastructure was also damaged during the 2011 conflict. In September 2011, UNHCR reported that 150 schools have been occupied (34 schools in Sana'a were occupied by the armed forces, while IDPs occupied 76 schools in Aden and 43 in Abyan). 	<p>the year and the collection of bills dropped to a rate slightly higher than 10% for several months.</p>	<p>to neighbouring countries.</p>	<ul style="list-style-type: none"> ▪ More than 25% of households in the country continued to get part of their food needs on credit. ▪ Around 80% of households are over-debted - a significant increase compared with 2011. ▪ There are around 300,000 IDPs in the north, basically in Hajjah, Amran and Sa'ada. Most IDPs of Sa'ada took refuge in Haradh district, Hajjah and are mainly residing in IDP camps (16,834 out of 110,653 IDPs are originally from Hajjah, as of 1st March, 2013). ▪ Only 33,319 IDPs have returned home, while 322,444 remain displaced, where one third of them are in Hajjah and another third is in Sa'ada. ▪ In October 2011, CARE international conducted a joint rapid needs assessment for the northern governorates of Yemen that covered Al Jawf, Amran, Hajjah, Sana'a and Sa'ada.

Livelihoods	Impact of the 2011 crisis on employment, skilled and unskilled labour, and the private sector	The impact of conflict on livelihoods in selected sectors	Economic Sector	Food Security
				<p>The main purpose was to analyse the humanitarian needs and response in the five northern governorates that were affected by the Government-Houthi conflict. There were around 1 million people who were affected in each of Hajjah, Amran and Sa'ada. 320,000 were forced to flee to neighbouring governorates. Women and children account for almost 80% of the affected population. In addition to the displacement of large numbers of people, there were severe disruptions of basic services and destruction of civil infrastructure.</p>

6- UNHCR REPORT 16/12/2013

UNHCR reported that it provided non-food items 'blankets' through the implementing partner (Al Amal Association). UNHCR also provides non-food items for IDPs, vulnerable groups and returnees, which are blankets for the winter season.

Shelter:

The UNHCR has provided assistance for the vulnerable groups of IDPs and returnees (children and women) inside and outside Sa'ada city to help them rebuild their partially destroyed homes by the war.

Quick Impact Projects:

UNHCR has implemented some quick impact community-based projects inside and outside Sa'ada where the beneficiaries are IDPs, returnees and the hosting community to a certain degree.

In 2013, such activities were as follows:

1- Shelter Items:

The UNHCR provided support for 3,797 IDP, returnee and vulnerable households comprised of around 27,057 persons. The aid package included food and non-food items such as: mattresses, blankets, cooking sets, tarpaulin, buckets, straw mats and tents.

2- Re-construction:

16 partially damaged houses were rehabilitated and another 25 houses are being re-constructed.

3- Health:

Two health care units were supplied with furniture in Ghamr and Menabbeh districts, in addition to Al Salam school of Al Safra'a district

4- Centres Support:

UNHCR has established a community centre for IDPs in Sa'ada city through Al Bina'a Charitable Association. The centre operates with full staff comprised of a manager, coordinator, report writer, data entry officer, financial officer, a legal advisor, a psychiatrist, social specialist and 3 field researchers.

5- Blankets:

Blankets have been distributed for 4,117 households made of around 30,000 persons.

6- Education:

Two quick impact projects have been implemented by UNHCR where the Qu'aisi school of Sahar district and Omar bin Abdalaziz school of Saqain district were rehabilitated and supplied with the

needed equipment. The number of beneficiaries were 650 male and female students

7- Legal Advice:

The IDP community centre provides the necessary legal services which include legal assistance, social consultancies, psychiatric consultancies and in-kind assistance for one time for the vulnerable and disabled (handicapped), which include small income generating projects to help them improve their income. The services also include referral to other agencies and organisations and recommendations for medical, financial, shelter or training assistance.

8- Assistance:

From April to November, 2013, around 2,609 applied for assistance from the community centre. The requested assistance was provided to 2,554 persons and as follows:

Around 40 cases of vulnerable or disabled persons were provided with in-kind aid for one time.

Around 485 persons were referred to other effective organisations.

Around 1946 persons were assisted through consultations and psychiatric sessions.

Around 88 persons were provided with legal consultations.

The IDP community centre also conducted field visits to follow up and monitor 71 houses and monitor 562 cases of vulnerable persons. The centre has also carried out 15 awareness sessions for 113 females and 54 males in protection related topics

7- JOINT ASSESSMENT MISSION OF UNICEF, UNHCR, WHO, UNOCHA AND SAVE THE CHILDREN:

IDPs Conditions	Conflict-affected Population	Conflict in Dammaj	Priorities of IDPs	Landmines, UXOs and ERWs
<ul style="list-style-type: none"> ▪ The report revealed that 180 newly displaced households from Dammaj area (29 registered and around 151 households are not) comprised of 1,118 persons are in need of immediate humanitarian assistance, especially food, water, medicines, shelter and sanitation services. ▪ Most of these IDPs come from Dammaj and Assahwah areas (around 130 households) according to the reports of relief organisations. ▪ Communities were visited to verify the numbers of displaced households, which are increasing due to the persistence of the conflict. Humanitarian actors could deliver assistance to 50 households as soon as 	<ul style="list-style-type: none"> ▪ According to the report, the number of people who were affected by the current conflict in Dammaj where between 15,000 and 29,000. A large number of foreigners is not taken into consideration in such an estimate. That is in addition to another 8,000 IDP who took refuge in 5 villages (Aal Rasheed, Al Mazraq, Al Masadeer, Al Tuwaiq and Al Wadan). ▪ The medical team in Dammaj further declared that there were 15,000 persons including women, children, the sick and elderly whose lives are endangered because of the continued fighting and shelling. ▪ Reports confirm the outbreak of diseases, severe hunger and shortages in medical supplies. It was also reported that people were drinking 'human-polluted' 	<ul style="list-style-type: none"> ▪ The conflict erupted in December 2011 and displaced a large number of people. After 46 days of fighting, where around 200 people were killed, tribal mediators succeeded to stop the fight at the beginning of 2012. ▪ Fighting flared again in Ketaf and Buq'e' (bordering Saudi Arabia) and resulted in the killing of 1,200-2,000 people. A truce was then declared. ▪ A year later in August 2013, the conflict erupted again this time injuring 17 persons. A presidential committee was able to reach a truce on 24th August, 2013. ▪ Another round of fighting took place on 7th October, 2013, in 	<ul style="list-style-type: none"> ▪ The community awareness about preliminary preventive health care services available at health facilities has been raised through community health volunteers in those areas. That is in addition to the training of additional numbers of volunteers. ▪ The need of non-food items (mattresses, blankets and water containers) are among the top priorities of IDPs. ▪ IDP households need shelter in order to relieve the pressure on hosting households when IDPs reside with them in their small cramped houses that get over-crowded. 	<ul style="list-style-type: none"> ▪ The internally displaced children were evacuated a couple of days before the arrival of the joint team following an injury suffered by a twelve year old girl who lost her fingers due to an explosion of an UXO on 8th November, 2013. She was sent to Al Salam Hospital in Sa'ada. ▪ It has been reported that till mid-2013, 23 persons have been killed or injured by land mines or UXOs and explosive remnants of war (ERW). ▪ The demining of landmines and deactivation of UXOs and ERWs is considered a top priority for the early recovery team in Sa'ada because of the serious threats posed by mines, UXOs and ERWs to local

IDPs Conditions	Conflict-affected Population	Conflict in Dammaj	Priorities of IDPs	Landmines, UXOs and ERWs
<p>circumstances permit. 29 other households have already been registered and aid shall be provided for them soon.</p> <ul style="list-style-type: none"> ▪ These estimates are not precise as most IDPs from different areas took refuge in this place. IDPs here are mainly women and children and they have taken refuge in Ammal, Al Mahader, Al Maqash and some areas of Assahwah. A large number of IDPs are also residing with host community households (with relatives) and no IDP camps have been observed in those villages. ▪ Despite the difficulties, the ICRC has been able to deliver humanitarian assistance in Dammaj and evacuate the injured. More than 100 injured persons have been evacuated including women and children. Further, UN agencies and INGOs are providing 	<p>water after the destruction of the main water pump that was used to supply the area with water.</p> <ul style="list-style-type: none"> ▪ The UNOCHA called for an urgent meeting with all humanitarian aid agencies in Sa'ada on November 7th, 2013 to assess the emergency response stockpiles available in Sa'ada and the response capacity. The participants expected that around 4,000 new IDPs will flee from Dammaj due to the persistent conflict; while the emergency stockpiles in Sa'ada are only sufficient for 450 households. There are emergency stockpiles in Haradh district that would be sufficient for another 500 households, but the transport and delivery of items will depend on re-opening the blocked road of Haradh-Sa'ada. ▪ IDPs confirmed their urgent need for non-food items (including those needed for the winter season, such as blankets and other items). 	<p>Dammaj. ICRC gained access to evacuate around 103 wounded persons including women and children who were transferred to Sana'a for medical treatment.</p> <ul style="list-style-type: none"> ▪ Salafis and pro-Salafi tribes blocked all main roads connecting Sa'ada to other Yemeni cities. The consequences of the siege included an increase in prices of food and basic life-saving supplies and fuel shortages in Sa'ada, which directly affected the activities of UN agencies and other INGOs operating in Sa'ada. 	<ul style="list-style-type: none"> ▪ The team has realised that some IDP households are residing inside old abandoned buildings, which are unfit for human habitation due to dilapidation and are deemed detrimental and dangerous considering the possibility of a roof collapse. These IDP households should be evacuated to safe shelters. ▪ Urgent non-food items such as tents should be provided for 180 IDP households. ▪ Emergency non-food items and shelter should be provided immediately either by air or by land as soon as the blocked roads are re-opened. ▪ Food is a top priority for new IDPs. ▪ 'Food for Work' programmes should be developed to improve the livelihoods and living conditions of IDPs and host communities. ▪ IDPs and host communities expressed 	<p>populations. The UNICEF has been participating in raising awareness about such threats in Sa'ada governorate. SC reported that during the period of February-March 2013, one child was killed and 6 others suffered injuries and deformities due to the explosion of an ERW in Sa'ada.</p>

IDPs Conditions	Conflict-affected Population	Conflict in Dammaj	Priorities of IDPs	Landmines, UXOs and ERWs
<p>assistance in areas outside Dammaj where waves of IDPs continue to arrive at due to the difficulties restricting the access of aid workers to Dammaj.</p> <ul style="list-style-type: none"> ▪ There is an increase in the prices of food, in addition to shortages of many supplies, especially fuel, due to the blocking of roads to Sa'ada, which occurred at previous times. 	<p>Women and children IDPs confirmed that they had to trek very long distances in search for organisations that provide humanitarian assistance. Further, these IDP households are in need of water containers due to water scarcity. The transportation of water to IDPs and host communities is another option that needs to be considered. The prices of water are expected to increase as a result of the increase in fuel prices because of the siege.</p>		<p>their concerns regarding the increase in fuel prices.</p> <ul style="list-style-type: none"> ▪ Awareness should be raised about hygiene, cleanness, use of soap and use of lavatories instead of open defecation. Water filters, hygiene supplies and water containers should be provided. ▪ Assisting the host communities in building lavatories, especially in villages and areas where large numbers of IDPs took refuge. 	

8- THE ACTIVITIES OF THE ISLAMIC RELIEF ORGANISATION IN SA'ADA FROM 2005-2008

Activities of 2005 in Sa'ada city	2007Activities	2008Activities	Continued Activities in the Governorate and Future Directions
<ul style="list-style-type: none"> ▪ IRO - Yemen implemented a 'feed the fasting' project in Sa'ada city at a cost of Euro 31,000, which is equivalent to USD 37,000. The targeted groups were widows, orphans and the most vulnerable poor households. The total number of households, which benefitted from the project, was 1,715 households in 40 neighbourhoods of Sa'ada city. ▪ The food basket included 25 kg of flour, 10 kg of rice, 10 kg of sugar, 3 litre of cooking oil and one can of milk powder for each household distributed through three centres. ▪ Orphan Sponsorship: The project started at the end of 2006 and the beginning of 2007. There were some conditions that have to be met for an orphan to be eligible for sponsorship such as the following: 1- There must be one female social care 	<ul style="list-style-type: none"> ▪ Emergency Humanitarian Aid: The IRO distributed food and non-food items in Sa'ada in the period from 19-29 March, 2007. 300 households were targeted. The items included the following: <ul style="list-style-type: none"> ▪ Food aid: 25kg of wheat, 10 kg of sugar, 10kg of rice and 2 litres of cooking oil. ▪ School kits and winter clothing were distributed for orphans and poor children on 20th July, 2007 at Ad Durrah School. 450 children were targeted at an average of USD 6.4 worth of items for every child. 	<ul style="list-style-type: none"> ▪ School kits including school uniforms and winter clothing were provided for 300 orphans who were sponsored by Islamic Relief and are enrolled at schools. An average of Euro 15.90 worth of items was granted for each orphan. ▪ Urgent food assistance for IDPs in collaboration with WFP, which started in May, 2008 and continued till July, 2011. The number of beneficiaries from this project in its last year were 22,000 households (145,000 persons). ▪ Protection project (Community Centre) in coordination with UNHCR assisting 5,000-6,000 household (42,000 persons) annually. 	<ul style="list-style-type: none"> ▪ Activities in Sa'ada governorate have been terminated since 2008, as a result of the procedures imposed by the executive council, which restrict the implementation of activities. The only continued activity is that of the 'orphan sponsorship' project where 300 orphans (mainly from Marran and Sa'ada city) still receive support from IRO. Those two districts are the most conflict-affected from areas. Each orphan gets around Euro 87 every quarter. ▪ IRO, being devoted to serve the population of Sa'ada, has a vision for future directions with regards to its interventions, which are as follows: <ul style="list-style-type: none"> ▪ The provision and distribution of food for many IDP, returnee or host community households who are in need of assistance and food is what they need most at these times. Many households have lost their income sources such as farms and shops, etc. as has been confirmed by reports of humanitarian organisations. IRO has realised during the

Activities of 2005 in Sa'ada city	2007Activities	2008Activities	Continued Activities in the Governorate and Future Directions
<p>specialist for every 300 orphans. -2- The orphan has to be less than 18 years old. -3- The amounts granted for orphans shall not be used for improper purposes. -4- Must be committed to school education. -5- An amount of Euro 87 would be paid for each orphan every quarter (three months). -6- From every 3 orphans, one will be selected for sponsorship, and so on.</p>		<ul style="list-style-type: none"> ▪ The provision of furniture and supplies for 8 health care centres including medicines for epidemic diseases. 	<p>implementation of its activities (distribution of food) that many households are indeed, food insecure.</p> <ul style="list-style-type: none"> ▪ Protection project: the Sa'ada community is still suffering the consequences of multiple trauma related to the wars that took place in the governorate, thus many households are going through exceptional and unstable conditions. Therefore, IRO realises that there are many disabled and vulnerable persons in the community who need protection. Women and children being the most vulnerable groups are at risk of violations of their rights and need support and protection interventions. Adding the high levels of illiteracy and poverty, IRO finds that all indicators confirm the significance of assisting Sa'ada communities, and in such conditions, protection is a top priority. ▪ Reconstruction: The scenes of destroyed buildings, damaged roads and abandoned houses are familiar to Sa'ada visitors. Many households live in damaged houses and one of IROs female employees at Sa'ada office lives in a house that was damaged in the latest war. Despite the fact that a 're-construction fund' has

Activities of 2005 in Sa'ada city	2007Activities	2008Activities	Continued Activities in the Governorate and Future Directions
			<p>been established for Sa'ada a couple of years ago, yet the governorate is in need of other urgent re-construction projects.</p>

9- REPORT OF UNDP'S MISSION FOR THE ASSESSMENT OF DAMAGE TO HEALTH CARE UNITS, JANUARY, 2013

Assessment of Damage to Health Care Units
The UNDP mission conducted visits to the following health facilities to assess the sustained damages: Al Kad, Al Husamah and Bani Sa'ad health care centres; and Menabbeh hospital. Following is the summary of the report:
Al Kad's health care centre: The building, which had 8 rooms and two lavatories, requires rehabilitation as half of its structure was destroyed by an airstrike.
Al Husamah health care centre: The building that was severely damaged consisted of 3 rooms and a lavatory.
Bani Sa'd health care centre: The damage was inconsiderable, yet, the centre is not operating and the reasons behind discontinuing its services are unknown.
Menabbeh hospital: The hospital that consisted of 22 rooms was completely destroyed and needs to be re-constructed and equipped with furniture and supplies.
UNDP mission's recommendation: An engineer's assessment of the damages sustained in these health facilities should be sought. The assessment should include a bill of quantities for each case, in addition to the estimated costs for rehabilitation to be funded by the UNDP.

10- UNDP – EARLY RECOVERY PROGRAMME:

- The programme started its activities in Sa'ada in 2012 and implemented a number of activities in the agriculture sector. 1,500 cases of technical assistance were provided to farmers who were affected by the conflicts. These farmers were supported with supplies of chemical fertilizers and improved seeds.
- In 2013, the programme equipped 3 health care units with supplies and furniture. It also implemented 869 income generation projects for poor households through its implementing partners. Further, the programme supplied the 'training and documentation centre' with a 50 kW electric generator.

11- WORLD FOOD PROGRAMME (WFP):

- The World Food Programme stopped its activities in Sa'ada in 2011 because of some issues related to the implementation mechanism. In November 2013, WFP started coordination to resume its activities in Sa'ada according to the standards, rules and procedures of the United Nations. The programme is currently providing an outstanding service, which is supporting a weekly flight to/from Sa'ada.

12- THIRD MEDICAL REPORT COVERING THE DAMAGES CAUSED BY THE SIEGE AND WAR IN DAMMAJ

The report covers the period from 31/10/2013 to 05/11/2013

Area/Locality	Wounded	Deaths	Lost	Damages Caused to Public and Private Property as a Result of Shelling	IDPs Status
Dammaj	30 Children (less than 17 years)	8 Children (less than 17 years)	38 Persons	2 Damaged Public & Private Hospitals	There are around 2,000 women and children who were forced to use underground stores that were originally designed to store cereals as shelters for protection. The narrowness of such places is not sufficient to accommodate this number of people. Further, there are around 50 malnourished children with diarrhea.
	161 Adults (over 17 years)	43 Adults (over 17 years)		6 Mosques	
	9 Women	1 Woman		4 Water Pumps	
				2 Schools	
				160 Houses	

13- SUMMARY OF ACTIVITIES FOR SA'ADA'S LOCAL CIVIL SOCIETY ORGANISATIONS:

Sa'ada Women Association – UNDP's Early Recovery Programme IP	IDPs Community Centre – UNHCR's IP 20/11/2013 2013	Al Atta'a Association - UNDP's Early Recovery Programme IP	Razeh Association 2012	Care Association and rehabilitation of the Physically Disabled 2013	Civil Society and Human Rights Division of Ansarullah 2012	Charitable Foundation for the welfare of Orphans and the Needy 2012
<ul style="list-style-type: none"> ▪ The conflict-affected and IDP students' education and entertainment centre has implemented several activities in collaboration with UNICEF including courses in Mathematics, Arabic and English in 2011 (students from inside and outside IDP camps) ▪ Entertainment activities: Drawing, calligraphy, sports, entertainment and other activities. The number of beneficiaries were 450 children (of both sexes). ▪ Distribution of food for IDPs and conflict-affected persons during the conflicts of 2011 and 2012: 	<ul style="list-style-type: none"> ▪ Urgent Assistance ▪ Around 3,313 households applied for urgent assistance from the centre (average household consists of 7 members, mainly children). These households were as follows: ▪ Female headed households: There were 1,751 households headed by females, which makes the intervention urgent because of their vulnerability and incapability of meeting the needs of their households. ▪ Another 562 	<ul style="list-style-type: none"> ▪ Walebah Area: The association set the eligibility criteria for the targeted households, which were based upon issues such as: poverty level, remoteness and availability of basic requirements. Then, a specific income generation project was selected, which was goat rearing and 71 households were supported. ▪ Al Mahallah Al Ola, Al Thaher 	<ul style="list-style-type: none"> ▪ Training: There were 70 trainees (of both sexes). ▪ Relief Aid: Relief aid was provided for around 293 poor households at a total cost of YER 1,593,000. ▪ Badyah Relief Campaign: 30 households were provided with relief aid at a cost of YER 375,000. ▪ Yemeni Nation Relief Campaign: 500 households were targeted at a total cost of YER 	<ul style="list-style-type: none"> ▪ The number of children afflicted with polio who are members of the association are 224 males and 104 females. ▪ The number of semi-paralysed members of the association are 357 males and 204 females. ▪ The number of patients with limb amputation who are members of the association are 715 males and 311 females. ▪ The number of individuals with 	<ul style="list-style-type: none"> ▪ Identification of humanitarian priorities with international humanitarian agencies and organisations that conduct surveys and studies. ▪ Coordinates with the local authorities, INGOs and local civil society organisations in Sa'ada. ▪ This division also intervenes in cases where citizens do not 	<ul style="list-style-type: none"> ▪ The foundation is a leading humanitarian actor in Sa'ada working to alleviate the suffering of the vulnerable (esp. orphans). The activities implemented by the foundation had tangible impact as 127 orphans and their households in Sa'ada city have been financially supported with a total amount of YER 11,210,350 till November, 2013. ▪ The total cost of in-kind assistance

Sa'ada Women Association – UNDP's Early Recovery Programme IP	IDPs Community Centre – UNHCR's IP 20/11/2013 2013	Al Atta'a Association - UNDP's Early Recovery Programme IP	Razeh Association 2012	Care Association and rehabilitation of the Physically Disabled 2013	Civil Society and Human Rights Division of Ansarullah 2012	Charitable Foundation for the welfare of Orphans and the Needy 2012
<p>(cereals, sugar, rice, cooking oil) in collaboration with philanthropists. 300 households benefited from this activity.</p> <ul style="list-style-type: none"> ▪ Distribution of emergency relief items for IDPs inside and outside IDP camps in collaboration with philanthropists and female members of the association. The items included blankets, cooking utensils, hygiene items and clothes. The number of beneficiaries were 200 in 2011. ▪ Training: a training course was conducted for female IDPs in embroideries and handicrafts in the following camps: Sam, Al Ehsa'a, Al Anad, Al Baqlat and Al Jabanah in 	<p>households of those who applied for urgent assistance were headed by males, which is a small number in comparison with the number of female-headed households.</p> <ul style="list-style-type: none"> ▪ Legal Aid: 77 cases were related to the need for legal aid. ▪ Psychiatric and mental health consultations: 298 persons had psychiatric and mental health problems and applied for assistance in providing psychiatrists and were referred to the governorate's hospital where psychiatric services are available ▪ Social Consultations: Another 2,100 conflict- 	<p>district: There were 250 beneficiaries from goat rearing and beekeeping (hiving) projects.</p> <ul style="list-style-type: none"> ▪ Marran Area: There were 156 implemented income generation projects in Marran, which included goat rearing, tailoring, female garment shops, beekeeping and shops for selling cooking (LPG) gas cylinders. ▪ Al Juma'ah Area: There were 91 beneficiaries from income generation projects 	<p>5,755,000.</p> <ul style="list-style-type: none"> ▪ Distribution of Food: 580 households were targeted and the total cost was YER 5,130,000. ▪ Feed the Fasting Activities: 7,653 persons were targeted and the cost was around YER 1,097,000. ▪ Distribution of meat in the Feast of Sacrifice (Eid Al Adha) for 1,650 households at a cost of YER 8,000,000. ▪ Other Activities: Razeh association has implemented various other humanitarian and development activities where 	<p>mental disabilities who are members of the association are 950 males and 196 females.</p> <ul style="list-style-type: none"> ▪ The number of individuals with mental and physical disabilities who are members of the association are 1235 males and 980 females. ▪ The number of individuals with short and bowed lower limbs who are members of the association are 198 males and 61 females. 	<p>respond or cooperate with the organisations who are conducting surveys, in addition to coordinating with the local councils regarding the identification of urgent requirements and needs.</p>	<p>that have been provided through the foundation sums up to an amount of YER 75,291,000 as of November, 2013.</p>

Sa'ada Women Association – UNDP's Early Recovery Programme IP	IDPs Community Centre – UNHCR's IP 20/11/2013 2013	Al Atta'a Association - UNDP's Early Recovery Programme IP	Razeh Association 2012	Care Association and rehabilitation of the Physically Disabled 2013	Civil Society and Human Rights Division of Ansarullah 2012	Charitable Foundation for the welfare of Orphans and the Needy 2012
<p>collaboration with Save the Children. The number of beneficiaries was 65 women in 2011. Another four courses were conducted in the period from 2011-2013 for 79 girls in personal skills development.</p> <ul style="list-style-type: none"> ▪ Awareness campaigns for IDPs and conflict-affected persons: Raising awareness of women's and children's rights inside and outside IDP camps in collaboration with UNICEF (multi-phased). The campaigns included personal hygiene and reproductive health awareness. In 2010 and 2011, 4500 persons were targeted where 3152 of which were women. Awareness was raised about the significance of the civil 	<p>affected persons from Dammaj were in need of social consultations.</p> <ul style="list-style-type: none"> ▪ Cash Assistance: 819 vulnerable households applied for urgent aid. These households were headed by divorced females, had large numbers of children and needed urgent assistance for cash, food or medicines. ▪ Livelihoods: 400 other households, which had no sources of income, were referred to Al Atta Association. One third of those households were assisted as needs are huge and the available support is limited and insufficient for covering all necessary needs. 	<p>implemented in this area, which were also a mixture of small projects such as: goat rearing, tailoring, female garment shops, beekeeping and LPG gas cylinder shops.</p> <ul style="list-style-type: none"> ▪ Thuwaib Area: There were 122 beneficiaries from income generation projects implemented in this area, which were also a mixture of small projects such as: goat rearing, tailoring, beekeeping and LPG gas cylinder shops. 	<p>the total beneficiaries were 6,344 households and at a total cost of YER 68,089,529.</p>			

Sa'ada Women Association – UNDP's Early Recovery Programme IP	IDPs Community Centre – UNHCR's IP 20/11/2013 2013	Al Atta'a Association - UNDP's Early Recovery Programme IP	Razeh Association 2012	Care Association and rehabilitation of the Physically Disabled 2013	Civil Society and Human Rights Division of Ansarullah 2012	Charitable Foundation for the welfare of Orphans and the Needy 2012
<p>register and the usefulness of getting and ID card, 2,681 women attended these sessions. Another 120 women attended other sessions related to personal hygiene and reproductive health awareness.</p> <ul style="list-style-type: none"> ▪ Distribution of Eid Clothes: In every Eid, clothes were provided for 200 children (of both sexes) in collaboration with philanthropists during the years of 2011, 2012 and 2013. ▪ Distribution of Ramadhan Requirements: Food aid was distributed with collaboration of philanthropists. In 2011, 2012 and 2013, food baskets were provided to 50 poor households. ▪ Training courses 	<ul style="list-style-type: none"> ▪ Protection for the Vulnerable: 75 other divorced female heads of households were referred to Sa'ada Women Association to get household support ▪ Psychiatric Impacts: The centre referred another 10 persons with mental disorders to Al Jumhoori hospital, but unfortunately, they were not treated because there was no specialised psychiatrist in the hospital who could help them and their suffering continues. 	<ul style="list-style-type: none"> ▪ Haydan Area - District Centre: There were 79 beneficiaries from income generation projects implemented in this area, which were also a mixture of small projects such as: goat rearing, tailoring, beekeeping and LPG gas cylinder shops. ▪ The total number of beneficiaries from the implemented income generation projects were 769. 				

Sa'ada Women Association – UNDP's Early Recovery Programme IP	IDPs Community Centre – UNHCR's IP 20/11/2013 2013	Al Atta'a Association - UNDP's Early Recovery Programme IP	Razeh Association 2012	Care Association and rehabilitation of the Physically Disabled 2013	Civil Society and Human Rights Division of Ansarullah 2012	Charitable Foundation for the welfare of Orphans and the Needy 2012
<p>implemented in 2011, 2012 and 2013:</p> <p>Training course on computers for 200 girls.</p> <p>Literacy course for 120 internally displaced women.</p> <p>Strategic planning course for 20 female trainees (in collaboration with SFD)</p> <ul style="list-style-type: none"> ▪ Distribution of school kits for IDP and conflict-affected children in Sa'ada district. The number of beneficiaries was 150 children (both sexes) each year for the years 2011, 2012 and 2013. ▪ Distribution of meat in the Feast of Sacrifice (Eid Al Adha) on annual basis for 2011, 2012 and 2013 for 50 households. 						

14- SUMMARY OF SA'ADA'S PUBLIC AUTHORITIES' REPORTS

Social Fund for Development (SFD) 2010-2013	Sa'ada Governorate Executive Council	Environment Office	Sa'ada Re-construction Fund (SRF) 2013
<ul style="list-style-type: none"> ▪ Education: SFD has implemented 48 projects in 11 districts during the period from 2010-2013 with a total cost of USD 8,434,113. The total number of beneficiaries were around 17,977 persons. ▪ Institutional Support & Strengthening: 4 projects have been implemented in 2011 with a total cost of USD 316,716. The number of beneficiaries were around 633 persons in Sa'ada city. ▪ Health: 5 projects have been implemented in 5 districts during the period 2011-2013 with a cost of USD 68,026. The number of beneficiaries were 308 persons. ▪ Roads: During the period from 2011 till 2013, the SFD has been working on implementing 14 projects in 6 districts with a cost of USD 4,808,235. The number of beneficiaries are 28,538 persons. ▪ Disabled Persons: During the period from 2010-2013, SFD has supported the disabled persons by implementing various projects at a total cost of USD 173,409. The number of beneficiaries were 3,291. ▪ Water Sector: 	<ul style="list-style-type: none"> ▪ The executive council is the main administrative authority responsible for the overseeing, control and follow up of local civil society and international organisations. The council is the authorised agency that issues permits for local and international organisations operating in the governorate of Sa'ada. ▪ The executive council is also the agency that is authorised to issue official statements and release information related to Sa'ada, in addition to conducting humanitarian studies and surveys in the governorate. The council issues permits, manages movement control and specifies the routes for any local or international organisations and agencies that operate in the governorate. Further, the council is the governing authority responsible for monitoring the activities of local and international humanitarian organisations. ▪ The council has also conducted a survey to 	<ul style="list-style-type: none"> ▪ As a result of the displacement and migration of a large number of people from the districts of Menabbeh, Majaz, Qataber, Baqem, Al Thaher and Al Safra'a, which have ecological habitats that support a unique fascinating flora, some rare and important species that exist there, such as Juniperus, lever, acacia and other species are in danger of becoming extinct. That is also the case when talking about the fauna, where the unique Arabian leopards, ibexes and gazelles are also considered endangered species due to over-hunting and because of the lack of awareness of biodiversity and wildlife conservation issues. ▪ Practices that impact natural resources: ▪ Overgrazing and the lack of commitment to traditional sustainable grazing management. ▪ Over-hunting and indiscriminate killing of wildlife species. ▪ Overuse and depletion of underground water, which is already scarce. ▪ Overuse of soil 	<ul style="list-style-type: none"> ▪ The SRF is operating in 13 districts, while Al Hashwah district is excluded because there was no damage to any structures in the district and in Ketaf district; the SRF suspended its operations due to facing some problems there. According to the SRF's survey of 2013, there were 24,930 damaged structures. ▪ Houses: The damaged houses are 20,329, making 81.5% of the total number of damages structures. ▪ Farms: The damaged farms in different districts of Sa'ada (except Al Hashwah) are 2,441. ▪ Schools: The damaged schools according to SRF's survey of 2013 are 207. ▪ Other Structures: The other damaged buildings and structures that were included in the survey were economic enterprises, health care centres, police stations, courts, guidance centres, mosques and other public buildings. The total number of these were 1,953.

Social Fund for Development (SFD) 2010-2013	Sa'ada Governorate Executive Council	Environment Office	Sa'ada Re-construction Fund (SRF) 2013
<p>SFD implemented 23 projects in 8 districts during the period of 2010-2013 with a total cost of USD 2,771,510. The number of beneficiaries were 19,045.</p> <ul style="list-style-type: none"> ▪ Cash for Work Programme: A 'cash for work' programme has been implemented during 2012-2013 with a cost that reached USD 1,704,964. The beneficiaries were 2,960 persons in Sa'ada city. ▪ Environment: Implemented in 2012 with a cost of USD 8,480. The beneficiaries were 2,960 persons in Sa'ada city. ▪ Training: Implemented during 2012 and 2013 at a cost of USD 38,780. The number of beneficiaries were 154 trainees in Sa'ada city. 	<p>identify the necessary interventions with regards to public and private facilities and institutions and as follows:</p> <ul style="list-style-type: none"> ▪ Health Facilities: According to the council's survey, there are 35 health facilities that require rehabilitation. 21 need complete rehabilitation and the remaining 14 require partial rehabilitation. ▪ Water Sector: 53 water projects require rehabilitation where 15 need complete rehabilitation and 38 require partial rehabilitation. ▪ Education: The primary-secondary education schools that require rehabilitation are 32, 3 of which need complete rehabilitation and the remaining 29 require partial rehabilitation. ▪ Basic Education: The number of basic (primary) schools that need rehabilitation are around 168 schools. 50 require complete rehabilitation and 118 need partial rehabilitation. 	<p>damaging chemical fertilizers.</p> <ul style="list-style-type: none"> ▪ Migration and killing of rare animals that are in danger of becoming extinct, such as the Arabian leopards, gazelles and ibexes. ▪ Natural and environmental hazards in mountainous areas such as rockslides (Menabbeh, Ghamr, Razeh, Haydan and Saqain). 	

SUMMARY OF SA'ADA'S PUBLIC AUTHORITIES' REPORTS (CONTINUED)

The Office of Planning and International Cooperation (OPIC) 2013	Social Care Fund – Ministry of Social Affairs and Labour	The Office of Social Affairs and Labour	The Statistics Office of Sa'ada
<ul style="list-style-type: none"> ▪ The governorate's Office for Planning and International Cooperation (OPIC) is the authority that follows up and monitors the implementation progress of the projects listed in the governorate's annual plan (whether funded by the local authority, central authority or other funds). ▪ Preparing progress reports on a quarterly and annual basis. ▪ The total budget approved for 2013 was YER 3,596,011,000 and the disbursed amounts were YER 715,165,927 up till 30 September, 2013, at an actual disbursement rate of 20%; whereas the technical progress of projects' implementation was at 21%. Both progress rates are at their modest levels. The total number of projects are 391, most of which are projects for the education sector (127) and public work and roads projects (116); whereas 58 projects are for local administration, 45 for the health sector and the remaining are for the youth, agriculture, finance and other sectors. 	<ul style="list-style-type: none"> ▪ The 'Social Care Fund' data reveal that assistance was provided for 37,956 cases with a total amount of YER 411,417,600. These cases cover all districts of Sa'ada, while Sahar district had the largest number of cases which reached up to 5,388 with a total amount of YER 59,163,600 and least number of cases went for Ghamr district with an amount of YER 8,890,800. 	<ul style="list-style-type: none"> ▪ A tender has been called for the construction of the Care Association and Rehabilitation of the Physically Disabled building at a cost of USD 400 thousand. ▪ An agreement with the ICRC has been concluded for the construction of the Limb Centre. Further, 56 wheelchair has been provided to physically disabled persons in addition to 50 crutches and the fitting of 35 artificial limbs in collaboration with CARPD. 	<ul style="list-style-type: none"> ▪ The Statistics Office of Sa'ada is the official agency authorised to conduct national and local surveys including the population consensus, household budget survey and other kinds of surveys. The main source of a large quantity of data in this report is the statistics office of Sa'ada. ▪ The statistics office has started conducting the household budget service, which is one of the most important surveys that are carried out every ten years.

Summary and Recommendations:

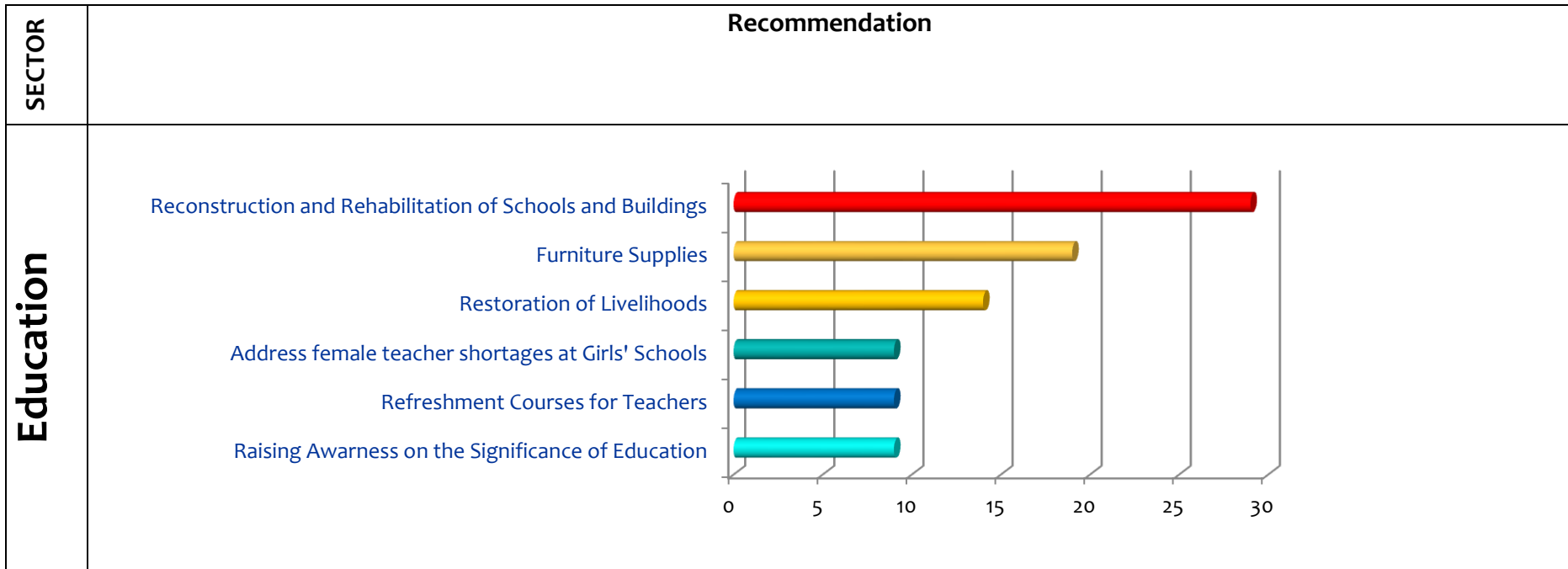
The desk study was primarily based on data compiled from a review of accessible secondary literature such as reports, studies, assessments and surveys that have been conducted by international organisations and public authorities in order to identify the information gap and generate a prioritized plan for future research addressing these gaps. The study will also contribute to providing a primary database for humanitarian actors. The review concludes by summarizing key activities implemented by international organisations, public authorities and local civil society organisations in a number of sectors such as: education, health, WASH, food security and the water sector. The following conclusions have been derived:

- IDPs are hesitant to return home due to the lack of employment opportunities and lack of access to livelihoods.
- The destruction of farms and properties and the loss of livestock and other economic assets resulted in the disruption of income earning activities.
- The internally displaced persons' increased level of dependency on humanitarian aid is another reason for making them hesitant to return home.
- The agricultural development agencies such as 'International Fund for Agricultural Development' IFAD, Economic Opportunities Fund, etc., are absent and have no activities in Sa'ada.
- Special focus is needed on strengthening the resilience of vulnerable and marginalized groups including women and youth to future shocks and crisis.
- Vital public services suffered a drastic downturn as a result of previous conflicts.
- The lack of access to livelihoods, water scarcity and the lack of employment opportunities for the youth are other destabilizing factors.
- There are no 'baseline cost estimates' and cost projections to serve as the reference point for preparing project budgets at each district according to priorities and in order to seek funding.
- There is a pressing need to conduct a comprehensive livelihoods assessment, in addition to comprehensive assessments of other sectors to help local authorities and INGOs identify priority areas for intervention and update future plans accordingly.
- There are 119 associations registered in the governorate, while the active associations are only 14 and should be supported.

Recommendations

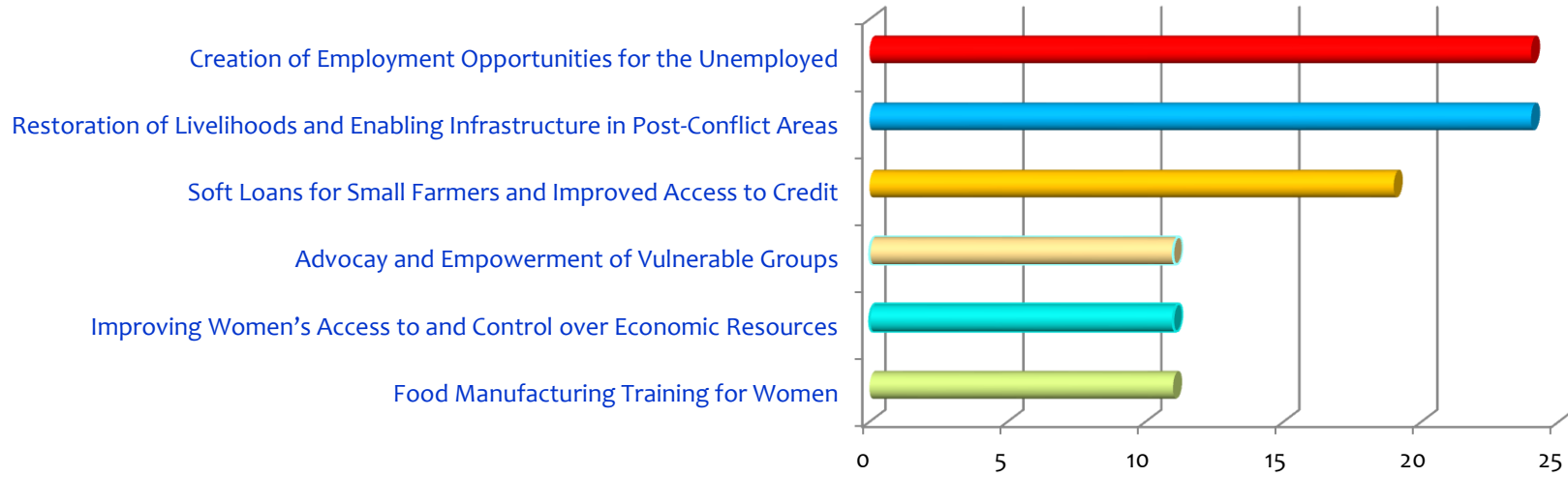
- 1- In such contexts, there are important aspects to explore and studies should be conducted in fields such as: identification and assessment of the economic status of women; women's access to and control over economic resources; youth employment in different economic sectors, assessment of economic damages related to destroyed farms, promotion of Small and Medium Enterprise (SME), etc.
- 2- A 'conflict impact assessment' related to the construction sector (including impacts on construction workers) is another study that needs to be carried out as construction is the second largest employer after agriculture.
- 3- INGOs should be urged to improve the coordination of humanitarian relief activities. Coordinating efforts entails minimizing duplication of interventions and services, ensures a more coherent and efficient response and prevents the misuse of resources.
- 4- Capacity building strategies and programmes should be developed and implemented to provide youth (and other vulnerable groups) with earning, learning, and skill development opportunities supporting them to acquire core livelihood assets and expand income-generation and employment opportunities.
- 5- A blood bank should be set up in one of the main hospitals of Sa'ada.
- 6- Safeguarding of vulnerable groups interventions should include the establishment of a specialised centre for the treatment of psychological trauma as there are no specialised psychiatrists in Sa'ada according to the report of the IDP community centre.
- 7- IDP students should be assisted in returning back to schools and certified copies of documents and certificates should be issued in lieu of lost documents.
- 8- Other effective economic and agricultural development agencies such as IFAD, FAO, EOF, etc., should be encouraged to work in Sa'ada.
- 9- A greater focus should be placed on capacity building at the institutional level as such efforts are almost totally ignored.
- 10- Capacity building of active local civil society organisations involved in humanitarian relief should be targeted.
- 11- INGOs should adopt a more transparent approach to clear up and avoid misunderstandings and misconceptions with official and local authorities.
- 12- A comprehensive assessment of the environmental impacts of armed conflicts should be conducted.
- 13- Livelihoods assessments in all conflict-affected areas should be carried out.

Sector-wide Recommendations:

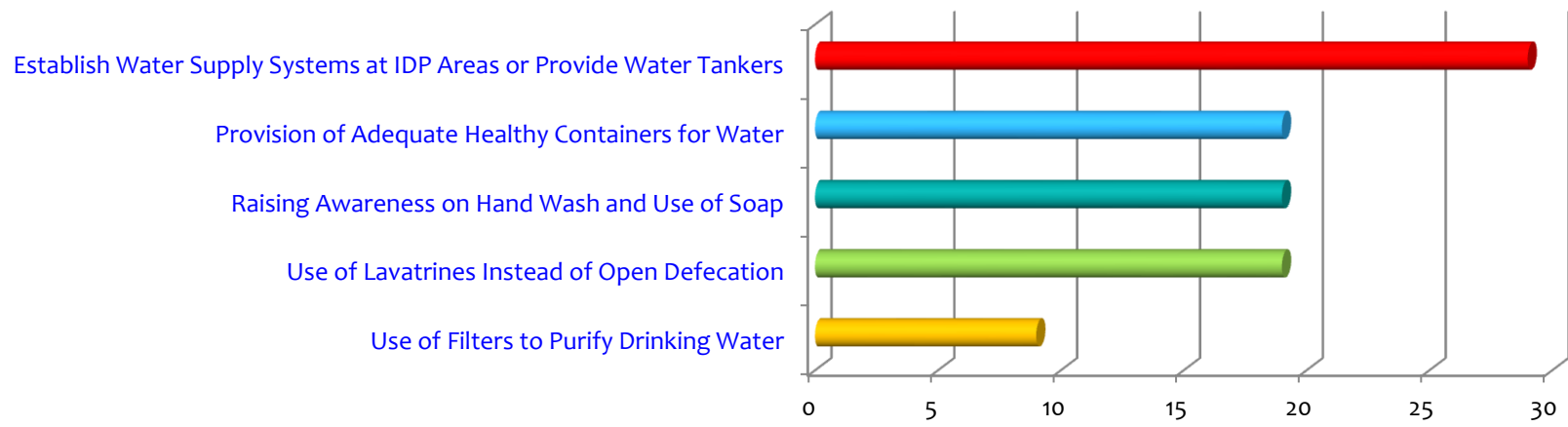




LIVELIHOODS



WASH



Annex I: Data Tables

Table (1) Poverty Rate and Urban-Rural Status in Sa'ada Governorate

Governorate	Poverty Rate			Poverty Gap Index			Acute Poverty Measurement		
	Urban	Rural	Total	P1 Urban	P1 Rural	P1 Total	P2 Urban	P2 Rural	P2 Total
Sa'ada	25	20	22.5	3.6	3.56	3.57	1.08	1.09	1.09

Source: Household Budget Survey

Table (2) Poor Population of Sa'ada by Urban-Rural Status

Governorate	Poor Population			Population		
	Urban	Rural	Total	Urban	Rural	Total
Sa'ada	33,199	145,937	179,136	132,796	729,687	862,483

Source: Household Budget Survey

Table (3) Extremely Poor Population

Extremely Poor Population			
Governorate	Urban	Rural	Total
Sa'ada	10,624	72,969	83,592

Source: Household Budget Survey

Table (4) Estimates of the Needy Population

Governorate	Males	Females	Children (less than 18)	The Elderly (over 60 years old)	Total No. of the Needy (males and females)
Sa'ada	481,000	462,000	462,070	37,720	943,000

Source: UNOCHA Assessment Group - September, 2013

Table (5) Severe Acute Malnutrition among Boys, Girls and Pregnant and Lactating Women

Governorate	Boys (less than 5 years)	Girls (less than 5 years)	No. of Malnourished Children (less than 5 years old)	Level of Acute Malnutrition	Pregnant and Lactating Women
Sa'ada	44,503	42,758	87,262	Severe	28,024

Source: UNOCHA - October, 2013

Table (6) Number of IDPs and Returnees in Sa'ada Areas

Governorate	Internally Displaced Persons	Returnees
Sa'ada (estimations)	103,014	60,986

Source: UNOCHA - October, 2013

Table (7) Total Assistance Provided in 2013 by Social Care Fund in Sa'ada at District Level

District	No. of Cases	Total Amount
Baqem	1,927	21,336,000
Qataber	1,093	12,154,800
Menabbeh	2,212	24,962,400
Ghamr	793	8,890,800
Razeh	2,639	28,642,800
Shadda'a	1,109	12,417,600
Al Thaher	2,148	22,854,000
Haydan	3,165	33,884,400
Saqain	2,372	24,720,000
Majaz	3,633	40,141,200
Sahar	5,388	59,163,600
Al Safra'a	2,830	30,978,000
Al Hashwah	1,138	12,441,600
Ketaf and Buq'e	3,053	33,384,000
Sa'ada	4,456	45,446,400
Total	37,956	411,417,600

Source: The Annual Statistical Bulletin of 2012, CSO Office

Table (8) Total Assistance Provided for 2010-2012 by Social Care Fund in Sa'ada at District Level

District	2010	2011	2012
Baqem	65,546,400	83,608,800	85,444,800
Qataber	40,690,800	47,930,000	48,633,600
Menabbeh	73,916,400	97,681,200	99,884,400
Majaz	113,563,200	1,566,721,600	160,736,400
Ghamr	29,680,800	35,096,000	35,587,200
Razeh	79,114,800	111,621,600	114,544,800
Shadda'a	44,212,800	49,214,000	49,670,400
Al Thaher	74,863,200	90,075,600	91,418,400
Haydan	104,560,800	133,005,200	135,708,000
Saqain	86,919,600	97,952,800	99,109,200
Sahar	146,880,000	228,446,000	236,698,800
Sa'ada	115,434,000	176,222,800	180,384,000
Al Safra'a	89,030,400	121,047,600	123,937,200
Al Hashwah	38,282,400	48,780,400	49,702,800
Ketaf and Al Buq'e	105,877,200	131,338,400	133,724,400
Total	1,208,572,800	3,018,742,000	1,645,184,400

Source: Social Care Fund

Table (9) Number of Associations, Unions and Syndicates in 2011 and 2012

Type	Year	
	2011	2012
Associations and Unions		
Public Unions	-	0
Charitable Associations	1	7
Charitable Foundations	-	11
Social Associations	4	0
Cultural Associations	-	7
Professional Associations	-	11
Scientific Associations	-	0
Friendships	2	7
Brotherhoods	-	11
Forums	13	0
Total	20	54

Source: The Annual Statistical Bulletin of 2012, CSO Office

Table (10) Registered Investment Projects at the General Investment Authority – Sa'ada Branch for the Years from 2010-2012 (in million Yemeni Rials)

No. of Registered Investment Projects			
Year	No. of Projects	Labour	Capital Costs
2010	0	0	0
2011	0	0	0
2012	2	20	1,830,000

Source: The Annual Statistical Bulletin of 2012, CSO Office

Table (11) Total Values of Exports, Imports and Re-Exports through Sa'ada's Land Ports for 2010 and 2011 (in thousands Yemeni Rials)

Description	2010	2011
Exports	3,521,582	5,779,905
Imports	9,987,235	17,546,079
Re-Exports	140,690	250,307

Source: The Annual Statistical Bulletin of 2012, CSO Office

Table (12) Sa'ada's Agricultural Production Data for the years from 2010 to 2012

Description	2010	Ratio	2011	Ratio	2012	Ratio
Arable Land (hectares)	48,020	100%	48,020	100%	48,020	100%
Cultivated Land (hectares)	27,240	57%	34,505	72%	37,806	79%
Total Area of Cereals Cultivation	15,805	58%	16,920	49%	17,304	46%
Total Area of Legume Cultivation	65	0%	70	0%	84	0%
Total Area of Vegetable Crops	3,105	11%	4,170	12%	4,870	13%
Total Area of Forage (Berseem Clover)	1,600	6%	1,700	5%	1,800	5%
Total Area of Cash Crops (Coffee)	1,000	2%	1,000	2%	1,500	3%
Total Area of Fruit Crops Cultivation	5,600	21%	5,945	17%	6,704	18%
Total Area of Qat Cultivation	3,250	12%	4,700	14%	5,544	15%
Volume of Agricultural Production (tons)	376,290		399,690		422,799	

Source: The Annual Statistical Bulletin of 2012, CSO Office

Table (13) Livestock Data

Description	2010	2011	2012
Sheep	681,745	682,748	853,435
Goats	452,820	453,850	567,313
Cattle (cows)	97,620	98,175	122,719
Camels	6,530	6,758	8,448
Poultry (Chickens)	1,036,140	1,089,880	1,362,350

Source: The Annual Statistical Bulletin of 2012, CSO Office

Table (14) Livestock Ownership by Type including Poultry and Beehives for 2012 by Sa'ada Districts

District	Total No. of Livestock Owners	Livestock and Beehives						
		Cattle	Camels	Sheep	Goats	Donkeys	Poultry (Chickens)	Beehives
Baqem	1,932	8,329	16	30,373	8,743	405	2,469	63
Qataber	2,718	12,135	248	34,105	42,021	1,728	8,468	750
Menabbeh	3,997	19,113	312	40,963	59,471	3,040	23,503	3,859
Majaz	1,642	10,819	209	18,855	39,124	1,276	6,741	838
Ghamr	4,210	10,801	67	45,340	24,305	619	500,591	725
Razeh	5,061	13,209	82	23,931	22,827	1,079	4,768	519
Shadda'a	850	8,442	418	18,422	25,315	816	4,127	624
Al Thaher	2,223	5,944	959	24,505	47,630	2,566	10,066	2,650
Haydan	5,519	10,502	98	40,339	34,203	4,238	19,172	465
Saqain	5,409	8,346	0	58,970	10,221	2,498	15,497	990
Sahar	12,727	9,970	299	135,417	10,990	789	536,267	4,776
Sa'ada	0	0	0	0	0	0	0	0
Al Safra'a	4,282	2,296	829	75,766	92,796	478	426,906	2,008
Al Hashwah	1,499	312	1,211	85,966	51,547	381	2,418	200
Ketaf and Buq'e	3,711	2,501	3,700	220,486	98,120	1,084	22,987	540
Total	55,780	12,2719	8,448	853,438	567,313	20,997	1,583,980	19,007

Source: The Governorate's Agriculture Office

Table (15) Area of Cultivated Lands in Sa'ada for 2011 and 2012

Crops		Area (hectares)			
		2011	Ratio	2012	Ratio
Total Area of Cereals Cultivation	Wheat	1,500	4.35%	1,600	4.23%
	Indian Corn	80	0.23%	96	0.25%
	Sorghum	15,000	43.47%	15,200	40.21%
	Barley	340	0.99%	408	1.08%
Total Area of Cereals		16,920	49.04%	17,304	45.77%
Legumes		70	0.20%	84	0.22%
Total Area of Vegetable Crops	Tomatoes	3,000	8.69%	3500	9.26%
	Onions	20	0.06%	40	0.11%
	Potatoes	300	0.87%	360	0.95%
	Garlic	30	0.09%	36	0.10%
	Water Melon	70	0.20%	84	0.22%
	Okra	50	0.14%	60	0.16%
	Cucumber	500	1.45%	550	1.45%
Total Area of Vegetable Crops		4,170	12.09%	4,870	12.88%

Source: The Annual Statistical Bulletin of 2012, CSO Office

Agricultural Crops		Area (hectares)			
		2011	Ratio	2012	Ratio
Total Area of Forage (Berseem)		1,700	4.93%	1,800	4.76%
Total Area of Cash Crops (Coffee)		1,000	2.90%	1,500	3.97%
Total Area of Fruit Crops	Bananas	75	0.22%	0	0.00%
	Pomegranate	2,500	7.25%	3,000	7.94%
	Grapes	800	2.32%	960	2.54%
	Oranges	110	0.32%	132	0.35%
	Apples	2,200	6.38%	2,300	6.08%
	Peaches	260	0.75%	312	0.83%
Total Area of Fruit Crops		5,945	17.23%	6,704	17.73%
Total Area of Qat Cultivation		4,700	13.62%	5,544	14.66%
Overall Total		34,505	100%	37,806	100%

Source: The Annual Statistical Bulletin of 2012, CSO Office

Table (16) Volumes of Agricultural Crops Production in Sa'ada for 2011 and 2012 (in tons)

Agricultural Crops		Volume (in tons)			
		2011	Ratio	2012	Ratio
Volume of Cereal Crops Production	Indian Corn	400	0.10%	192	0.05%
	Sorghum	30,000	7.51%	24,000	5.68%
	Barely	1,020	0.26%	1,224	0.29%
	Wheat	4,500	1.13%	5,400	1.28%
Total Cereals Production Volume		35,920	8.99%	30,816	7.29%
Legumes		244	0.06%	101	0.02%
Volume of Vegetable Crops Production	Tomatoes	90,000	22.52%	108,000	9.78%
	Onions	440	0.11%	528	0.05%
	Potatoes	13,500	3.38%	16,200	1.47%
	Other Vegetables	12,600	3.15%	15,120	1.37%
	Garlic	171	0.04%	205	0.02%
	Water Melons	665	0.17%	798	0.07%
	Cucumbers	28,500	7.13%	31,350	2.84%
Total Vegetables Production Volume		145,876	36.50%	172,201	40.73%
Agricultural Crops		Production Volumes (in tons)			
		2011	النسبة	2012	النسبة
Volume of Forage (Berseem) Production	Berseem	13,260	3.32%	15,921	3.77%
	Forage Sorghum	25,000	6.25%	30,000	7.10%
Total Forage Production Volume		38,260	9.57%	45,921	10.86%
Volume of Cash Crops Production	Coffee	2,000	0.50%	2,400	0.57%
	Cotton	0	0.00%	0	0.00%
	Sesame	0	0.00%	0	0.00%
Total Cash Crops Production		2000	0.50%	2,400	0.57%
Volume of Fruit Crops Production	Dates	0	0.00%	0	0.00%
	Pomegranates	75,000	18.76%	90,000	21.29%
	Grapes	8,000	2.00%	9,600	2.27%
	Oranges	2,200	0.55%	2,640	0.62%
	Apples	55,000	13.76%	66,000	15.61%
	Peaches	2,600	0.65%	3,120	0.74%
	Bananas	750	0.19%	0	0.00%
Total Fruit Crops Production Volume		143,550	35.92%	171,360	40.53%
Qat Production		33,840	8.47%	0	0.00%
Overall Total		399,690	100%	422,799	100%

Source: The Annual Statistical Bulletin of 2012, CSO Office

Table (17) Value of Sa'ada's Agricultural Crops at Current Prices for 2011 and 2012 (in thousands Yemeni Rials)

Crops	Years	
	2011	2012
Wheat	450,000,000	470,000,000
Indian Corn	22,400,000	23,000,000
Sorghum	2,000,000,000	2,500,000,000
Barley	60,000,000	65,000,000
Legumes	16,000,000	18,000,000
Tomatoes	1,800,000,000	2,000,000,000
Onions	17,600,000	19,000,000
Potatoes	405,000,000	409,000,000
Garlic	9,200,000	10,000,000
Water Melons	36,000,000	50,000,000
Other Vegetables	182,000,000	190,000,000
Berseem	190,000,000	200,000,000
Forage Sorghum	240,000,000	260,000,000
Cucumbers	1,200,000,000	1,500,000,000
Bananas	75,000,000	75,000,000
Coffee	1,000,000,000	2,000,000,000
Pomegranates	3,500,000,000	6,000,000,000
Grapes	1,600,000,000	1,800,000,000
Oranges	88,000,000	90,000,000
Apples	1,100,000,000	1,500,000,000
Peaches	63,000,000	70,000,000
Total	14,054,200,000	19,249,000,000

Source: The Annual Statistical Bulletin of 2012, CSO Office

Table (18) Education Indicators

Description	2012 Data
Overall Total of Primary (Basic) and Primary-Secondary Schools	728
Primary (Basic Education) Schools	614
Secondary Schools	111
Primary-Secondary Schools [multi-stage schools]	4
Total number of Students Enrolled in Primary and Secondary Schools	137,301
Males	89,407
Ratio of Males to Total Number of Students	65.12%
Females	47,894
Ratio of Females to Total Number of Students	34.88%
Overall Total Number of Classrooms in Primary and Secondary Schools	4,449
Average Number of Students in Each Classroom	30.86
Total Number of Primary School Students	128,162
Males	82,449
Ratio of Males to Total Number of Students	64.33%
Females	45,713
Ratio of Females to Total Number of Students	35.67%
Total Number of Classrooms in Primary Schools	3,956
Average Number of Students in Each Classroom	30.4

Source: *The Annual Statistical Bulletin of 2012, CSO Office*

Table (19) Number of Students by Sex and Education Level (Public and Private Schools)

Description	Number of Enrolled Students								
Education Level	Basic Education			Secondary Education			Total		
District	Males	Females	Total	Males	Females	Total	Males	Females	Total
Baqem	1,621	1,224	2,845	87	48	135	1,708	1,272	2,980
Qataber	870	570	1,440	41	38	79	911	608	1,519
Menabbeh	3,313	1,708	5,021	91	65	156	3,404	1,773	5,177
Majaz	6,146	3,577	9,723	419	162	581	6,565	3,739	10,304
Ghamr	2,223	1,055	3,278	247	72	319	2,470	1,127	3,597
Razeh	9,233	6,979	16,212	1,196	573	1,769	10,429	7,552	17,981
Shadda'a	712	399	1,111	47	8	55	759	407	1,166
Al Thaher	1,408	611	2,019	72	16	88	1,480	627	2,107
Haydan	7,576	3,793	11,369	599	228	827	8,175	4,021	12,196
Saqain	7,700	3,848	11,548	461	130	591	8,161	3,978	12,139
Sahar	19,332	8,638	27,970	1,465	529	1,994	20,797	9,167	29,964
Sa'ada	6,610	6,902	13,512	1,313	890	2,203	7,923	7,792	15,715
Al Safra'a	7,169	3,794	10,963	798	101	899	7,967	3,895	11,862
Al Hashwah	1,629	756	2,385	304	28	332	1,933	784	2,717
Ketaf and Buq'e	5,079	2,360	7,439	380	58	438	5,459	2,418	7,877
Total	80,621	46,214	126,835	7,520	2,946	10,466	88,141	49,160	137,301

Source: The Education Office

Table (20) Households and Individuals who have Disabilities or Suffer Chronic Diseases – HBS Results

Governorate	Disabilities					Chronic Diseases				
	No. of HHs with no Disabled Members	No. of HHs with Disabled Members	Number of Disabled Persons			No. of HHs without Patients with Chronic Diseases	No. of HHs having Patients with Chronic Diseases	Number of Persons Suffering Chronic Diseases		
			Males	Females	Total			Males	Females	Total

Sa'ada	68,331	15,846	13,246	6,268	19,514	42,291	41,887	28,719	29,481	58,201
--------	--------	--------	--------	-------	--------	--------	--------	--------	--------	--------

Source: The Office of Public Health and Population

Table (21) Main Health Indicators for 2011 and 2012

Form No. (1) Health Data	2011	2012
Hospitals		
No. of Hospitals	2	2
No. of Beds	150	120
Health Care Centres with Beds		
No. of Health Care Centres	9	9
No. of Beds	120	99
Private Hospitals	4	4
Health Care Centres without Beds		
Health Care Centres without Beds	22	23
Primary Health Care Units	101	109
Pharmacies and Drug Stores	144	268
Specialised Physicians	11	7
General Physicians	57	26
Dentists	20	11
Assistant Physician	107	110
Pharmacists	76	82
Technicians	137	158
Nurses (both sexes)	129	125
Midwives	87	86
Health Care Counsellors	133	108
Health Care Administrative Staff	134	22
Frequent Patient Visits	148,126	409,878

Source: The Annual Statistical Bulletin of 2012, CSO Office

Table (22) Communicable and Other Diseases that have been reported by Health Institutions during 2012 by District

District	Disease												
	Tuberculosis	Heart Disease	Leprosy	Bilharzia of the Bladder	Amoebiasis	Acute Infection	Mumps	Respiratory Infections	Dysentery	Diarrhea and Disorders	Pertussis	Measles	Hepatitis
Baqem	-	25	-	252	1,390	11	197	2,433	256	2,543	147	604	4
Qataber	-	0	-	-	-	-	-	-	-	-	-	-	-
Menabbeh	-	46	-	108	1,327	129	138	1,671	662	3,108	88	123	14
Majaz	-	231	-	202	1,304	191	372	2,409	587	3,375	415	555	-
Ghamr	3	45	-	68	133	45	20	1,086	211	734	59	32	6
Razeh	6	263	-	23	772	28	62	5,262	253	3,315	265	66	20
Shadda'a	3	-	-	54	322	-	-	355	158	844	16	-	-
Al Thaher	4	20	-	114	333	-	16	1,264	44	1,620	-	9	26
Haydan	3	199	-	451	3,245	-	-	15,964	539	11,615	119	164	2
Saqain	1	10	-	511	465	-	244	2,601	358	1,624	79	328	-
Sahar	15	-	-	319	1,588	152	117	8,777	746	2,439	149	73	-
Sa'ada	117	75	19	46	829	-	-	9,637	1,467	3,203	135	388	127
Al Safra'a	9	192	-	306	772	-	101	4,711	40	1,579	223	108	1
Al Hashwah	-	119	-	-	257	2	-	2,466	228	2,234	-	-	-
Ketaf and Buq'e	-	47	-	88	1,772	42	190	1,191	573	2,341	252	413	-
Total	161	1,272	19	2,542	14,509	600	1,457	59,827	6,122	40,574	1,947	2,863	200

Source: The Annual Statistical Bulletin of 2012, CSO Office

Table (23) Number of Structures and Buildings by Type in Sa'ada Governorate – 2010-2012 Projections

Year	Type of Structure or Building							
	Multi-Storey Building	Multi-Residential House	Single Residential House	Villa	Other Residential Types	Residential – Under Construction	Non-Residential Structures & Buildings	Total
2010	4,800	67,266	14,414	129	5,001	2,300	16,543	110,453
2011	4,850	67,963	14,564	130	5,053	2,324	16,714	111,597
2012	4,900	68,667	14,715	132	5,105	2,348	16,887	112,753

Source: The Annual Statistical Bulletin of 2012, CSO Office

Table (24) Distribution of Dwellings by Tenure Status – 2010 to 2012 Projections

Year	Dwellings by Tenure Status				
	Owned	Rented	Endowment	Other	Total
2010	83,260	6,573	919	4,869	95,621
2011	85,341	6,737	942	4,991	98,011
2012	89,693	7,081	990	5,246	103,010

Source: The Annual Statistical Bulletin of 2012, CSO Office

Table (25) Distribution of Dwellings in Sa'ada Governorate by Sanitation Facilities – 2009 to 2012 Projections

Year	Number of Dwellings by Sanitation Facilities				
	Cooperative Network	Closed Hole	Open Hole	None	Total
2010	769	20,472	27,818	46,562	95,621
2011	788	20,983	28,514	47,726	98,011
2012	829	22,054	29,968	50,160	103,010

Source: The Annual Statistical Bulletin of 2012, CSO Office

Table (26) Distribution of Dwellings in Sa'ada Governorate by Main Source of Lighting – 2010-2012 Projections

Year	Dwellings by Main Source of Lighting							Total
	Public Grid	Private Grid	Cooperative Grid	Private Generator	Kerosene Lamps	Gas Lamps	Other	
2010	21,284	5,293	2,429	4,306	32,762	27,442	2,103	95,621
2011	21,817	5,426	2,490	4,414	33,581	28,128	2,156	98,011
2012	22,929	5,702	2,617	4,639	35,294	29,563	2,266	103,010

Source: The Annual Statistical Bulletin of 2012, CSO Office

Table (27) Distribution of Dwellings in Sa'ada by Source of Water Supply – 2010 to 2012 Projections

Year	Dwellings by Source of Water Supply						
	Public Network	Private Network	Cooperative Network	Water Tankers (Trucks)	Shouldering Water Containers from Source	Other	Total
2010	6,273	9,177	2,280	10,389	65,784	1,719	95,621
2011	6,337	9,271	2,303	10,495	66,455	1,736	96,596
2012	6,402	9,367	2,327	10,603	67,144	1,754	97,597

Source: The Annual Statistical Bulletin of 2012, CSO Office

Table (28) Number of Yemeni Domestic Tourists by Months for the Years from 2010 to 2012

Month	Number of Arrivals		
	2010	2011	2012
January	5,216	6,321	9,954
February	5,732	6,951	8,922
March	6,508	5,841	8,866
April	6,799	6,100	9,614
May	8,523	7,350	7,481
June	10,300	8,425	8,217
July	6,450	8,680	8,600
August	4,628	9,400	9,221
September	5,271	9,350	9,811
October	5,800	8,480	7,263
November	6,100	8,256	6,590
December	6,213	8,900	9,812
Total	77,540	94,054	104,351

Source: The Annual Statistical Bulletin of 2012, CSO Office

Table (29) Electric Power Generation Capacity and the Amounts of Energy Produced, Transmitted and Sold by Sa'ada's Main Power Stations for the Years 2010 to 2011

Description	Unit	Year		
		2010	2011	2012
Nameplate Capacity	Megawatt MW	9	12	12
Actual Output	Megawatt MW	8	7	7
Maximum Load	Kilowatt kW	5,600	6,340	5,700
Generated Energy	Kilowatt per hour kWh	20,146,834	24,391,699	27,250,890
Transmitted Energy	Kilowatt per hour kWh	19,343,120	23,545,599	26,266,360
Sold Energy	Kilowatt per hour kWh	15,517,120	22,153,206	22,498,331

Source: The Annual Statistical Bulletin of 2012, CSO Office

Table (30) Main Power Station Revenues and Subscribers for the Years 2010-2012

Description	Unit	Year		
		2010	2011	2012
No. Of Workers	Employee	134	128	130
Consumed Fuel (Diesel)	Litre	5,819,667	6,886,247	8,080,829
Oil	Litre	29,738	34,450	40959
Main Station Revenues	YER	326,568,368	530,126,847	530,975,856
Number of Subscribers		14,987	15,923	16,638

Source: The Annual Statistical Bulletin of 2012, CSO Office

Table (31) Quantities of Petroleum Products Allocated for Sa'ada during the Years from 2010-2012

Products	Year	Quantities (in litres)	Value
			(in Yemeni Rials)
Gasoline (Petrol) Sales	2010	57,306,104	3,996,553,064
	2011	49,685,107	5,733,147,845
	2012	68,677,715	8924978862
Diesel Sales	2010	82,248,465	3,601,421,451
	2011	66,031,951	3,241,021,096
	2012	91,218,389	7,808,483,420
Kerosene Sales	2010	933,162	42,254,625
	2011	1,689,321	84,466,050
	2012	648,487	52,526,200

Source: The Annual Statistical Bulletin of 2012, CSO Office

Table (32) Liquid Petroleum Gas (LPG) Products Allocated for Sa'ada by Month for 2012

Description Month	Quantity (Metric Tons)	Value
		(in Yemeni Rials)
January	196.98	18,295,502
February	379.02	35,203,377
March	102.85	9,552,708
April	297.09	27,593,719
May	598.95	55,630,476
June	452.5	42,028,200
July	668.68	62,106,998
August	261.36	24,275,116
September	610.09	56,665,159
October	680.05	63,163,044
November	535.89	49,773,463
December	745.2	69,214,176
Total	5528.66	513,501,940

Source: The Annual Statistical Bulletin of 2012, CSO Office

Table (33) Water Production and Consumption; the Number of Subscribers and Beneficiaries from Water Services in Sa'ada and Per Capita Water Use during the Years 2010-2012

Description	Production Rates		Consumption Rates		No. of Subscribers (water piped network)		No. of Beneficiaries		Per Capita Water Use (cubic metre per year)
	(in thousands of cubic metres)		(in thousands of cubic metres)				Number of Inhabitants		
Year	Quantity	%	Quantity	%	Number	%	Number	%	
2010	526	0.3	342	65	2,788	0.5	19,795	0.5	17.3
2011	546	0.4	361	66.1	2,996	0.5	21,272	0.5	17
2012	631,854	0.5	395,533	66.5	3,187	0.5	25,496	0.5	24.7

Source: The Annual Statistical Bulletin of 2012, CSO Office

Table (34) Number of Water Dams and Wells in Sa'ada 2011 and 2012

Description	Dams	Artesian Wells	Non-Artesian Wells
2011	12	7355	751
2012	12	7500	762

Source: The Agriculture Office

Table (35) Main Telecommunications and Information Technology Indicators

Indicators	Measurement Unit	2010	2011	2012
Exchange Network Capacity	Lines	25,782	25,104	25,074
Active Fixed Lines	Lines	19,081	19,320	19,463
Density of Fixed Lines	Line per 100 Citizens	0.33%	0.35%	3%
Household Density of Fixed Lines	Line per 100 HHs	25.73%	24.35%	23.54%
Dwellings Density of Fixed Lines	Line per 100 Dwellings	43.24%	25.52%	24.21%
Inactive Lines Ratio to Available Lines	Inactive/Available	25.95%	23.00%	22.38%
Utilization Ratio	Active/Available	74.01%	76.96%	77.62%
Number of Main Exchanges	Number	1	1	1
Number of Secondary Exchanges	Number	154	149	138
Total Number of Internet Subscribers	Subscriber	96	124	687
Total Number of Fixed-Line Subscribers	Subscriber	19,081	19,320	19,463
Total Number of Cellular Phone Subscribers	Subscriber	33,550	38,800	60,175
Number of Call Centres and Internet Cafes	Number	2	1	0

Source: The Annual Statistical Bulletin of 2012, CSO Office

Table (36) Activated Phone Numbers for Cellular Networks by Mobile Service Provider 2010-2012

Service Provider	Year	Activated Phone Numbers
Yemen Mobile	2010	33,550
	2011	38,800
	2012	60,175

Source: Public Telecommunication Corporation

Table (37) Number of Subscribers to Different Means of Communication for the Period from 2010-2012

Year	2010	2011	2012
Description			
Fixed-Lines	19,081	19,320	19,463
Mobile Phones	33,550	38,800	60,175
Internet	96	124	687

Source: The Annual Statistical Bulletin of 2012, CSO Office

Table (38) Main Indicators for Culture and Information for the Years 2011 and 2012

Description	2011	2012
Number of Cultural Establishments in Sa'ada	51	52
Number of Permits Issued by the Office of Culture for Publications	0	0
Distribution of Cultural Establishments in Sa'ada	2	2
Number of Public Libraries	1	1
Official Newspapers	1	1
Private Newspapers and Magazines	1	1
Periodicals and Newspapers Released by Political Parties	0	0
Periodicals and Newspapers Released by Associations, Unions and Syndicates	0	1

Source: The Annual Statistical Bulletin of 2012, CSO Office

Table (39) Numeric Distribution for Civil Servants including Judges and Judicial Staff and the Staff of Public and the Mixed Public-Private Sectors for the Years 2010-2012

Sex	Males	Females	Total
Year			Number
2010	8,846	1,079	9,925
2011	8,302	1,072	9,374
2012	8,609	1,150	9,759

Source: The Annual Statistical Bulletin of 2012, CSO Office

Table (40) Distances from the Governorate's Capital to Other Districts of Sa'ada

District	Sa'ada	Baqem	Qataber	Menabbbeh	Majaz	Ghamr	Razeh	Shadda'a	Al Thaher	Haydan	Saqain	Sahar	Al Safra'a	Al Hashwah	Ketaf
Distance	0	78	70	100	30	70	150	130	110	72	38	15	30	70	60

Source: The Annual Statistical Bulletin of 2012, CSO Office

Table (41) Numeric and Percent Distribution for Civil Servants including Judges and Judicial Staff and the Staff of Public and the Mixed Public-Private Sectors for the Years 2010-2012 by District and Sex

Sex District	Males	Females	Unspecified	Total	
				Number	%
Governorate Centre	1961	95	0	2056	21.07
Baqem	210	44	0	254	2.60
Qataber	105	21	0	126	1.29
Menabbbeh	222	43	0	265	2.72
Majaz	477	97	0	574	5.88
Ghamr	166	23	0	189	1.94
Razeh	736	76	0	812	8.32
Shadda'a	120	14	0	134	1.37
Al Thaher	126	15	0	141	1.44
Haydan	326	34	0	360	3.69
Saqain	499	47	0	546	5.59
Sahar	1505	185	0	1690	17.32
Sa'ada	923	134	0	1057	10.83
Al Safra'a	274	16	0	290	2.97
Al Hashwah	461	26	0	487	4.99
Ketaf And Buq'e	498	280	0	778	7.97
Total	8,609	1,150	0	9,759	100.00

Source: The Annual Statistical Bulletin of 2012, CSO Office

Annex II. The Executive Council's Survey for the Required Interventions and Projects

Health Sector Priorities According to the Executive Council's Survey:

No.	Health Facility	Type	District	No. of Targeted Beneficiaries	Reconstruction and Rehabilitation Level		Required Intervention	Required Supplies (Equipment and Furniture)		Other Details
					Complete	Partial		Complete	Partial	
1	Khasher Unit	HC Unit	Qataber	2,053				Complete		
2	Hanbah Unit	HC Unit	Qataber	3,000				Complete		
3	Menabbeh Hospital	Rural Hospital	Menabbeh	60,000	Complete		Hospital Re-construction		Partial	Currently Using Physicians' Residence - Temporarily
4	Al Jumhoori Hospital	Governorate's Hospital	Sa'ada	800,000		Partial	Water Well Rehabilitation		Partial	List of Requirements Attached
5	Qahzah Unit	HC Unit	Sa'ada	5,000				Complete		
6	Bani Seyah Unit	HC Unit	Razeh	3,200	Complete		Unit Re-construction	Complete		
7	Al Shawareq Unit	HC Unit	Razeh	6,800		Partial	Unit Rehabilitation	Complete		
8	Al Qad Unit	HC Unit	Razeh	2,400				Complete		
9	Ad Dhai'ah Unit	HC Unit	Shadda'a			Partial	Rehabilitation		Partial	

No.	Health Facility	Type	District	No. of Targeted Beneficiaries	Reconstruction and Rehabilitation Level		Required Intervention	Required Supplies (Equipment and Furniture)		Other Details
					Complete	Partial		Complete	Partial	
10	Al Meqbab Unit	HC Unit	Al Safra'a	3,900				Complete		
11	Al A'rdhiyah Unit	HC Unit	Majaz	1,200				Complete		New Building – Requires Supplies, Equipment and Furniture
12	Rabo'a Al Hudood	HC Unit	Majaz	1,900				Complete		
13	Al Mashaf Centre	HC Centre	Shadda'a	3,013				Complete		
14	Al Talh Hospital	Rural Hospital	Sahar	39,000		Partial	Water Well Rehabilitation		Partial	The Hospital Needs Expansion and Some Devices
15	Al Abqoor Unit	HC Unit	Sahar					Complete		
16	Wadi Alf Unit	HC Unit	Sahar	8,000	Complete			Complete		The Unit is Completely Destroyed
17	Bani Ghurban Unit	HC Unit	Sahar	568						
18	Aal Seba'a Unit	HC Unit	Sahar							
19	Hamaz Unit	HC Unit	Ghamr	860						New Building
20	Naqa'ah Unit	HC Unit	Al Safra'a	980						

No.	Health Facility	Type	District	No. of Targeted Beneficiaries	Reconstruction and Rehabilitation Level		Required Intervention	Required Supplies (Equipment and Furniture)		Other Details
					Complete	Partial		Complete	Partial	
21	Kana Unit	HC Unit	Al Safra'a	144				Complete		
22	Malfaj Unit	HC Unit	Al Hashwah	1,200				Complete		New Building
23	Al Jafrah Centre	HC Centre	Al Hashwah	2,732				Complete		
24	Ketaf Hospital	Rural Hospital	Ketaf	35,000					Partial	Requires Full Support including Operational Support
25	Jabal Zabid Unit	HC Unit	Haydan	2,700				Complete		
26	Talan Unit	HC Unit	Haydan	1,831				Complete		
27	Al Menzalah Unit	HC Unit	Al Thaher	1,950	Complete		Re-Construction	Complete		
28	Wadi Al Hebal Unit	HC Unit	Saqain	2,800				Complete		
29	Baqamah Unit	HC Unit	Ghamr	4,500		Partial		Complete		
30	Thuwaib Unit	HC Unit	Haydan	6,800				Complete		
31	Al Mashnaq Unit	Rural Hospital	Shadda'a	1,769				Complete		
32	Razeh Hospital	Rural Hospital	Razeh	80,000						A List of Shortages and

No.	Health Facility	Type	District	No. of Targeted Beneficiaries	Reconstruction and Rehabilitation Level		Required Intervention	Required Supplies (Equipment and Furniture)		Other Details
					Complete	Partial		Complete	Partial	
										Requirements Attached
33	Haydan Hospital	Rural Hospital	Haydan	60,000						A List of Shortages and Requirements Attached
34	Majaz Centre	HC Centre	Majaz	49,000						A List of Shortages and Requirements Attached
35	Marran Centre	HC Centre	Haydan	19,000						All Supplies and Equipment Required

Source: The Executive Council

Water Sector Priorities as Identified by the Executive Council

No.	Name of Water Structure	Type	District	No. of Targeted Beneficiaries	Re-construction and Rehabilitation Requirements		Required Intervention
					Complete	Partial	
1	Al Jafr Water Barrier	Water Barrier	Majaz	600	Complete		New
2	A'kwan Water Barrier	Water Barrier	Al Safra'a	1600		Partial	Completion of Works
3	Seetah Barrier	Water Barrier	Baqem	1200	Complete		Construction of A New Barrier
4	Al Kharmajah Barrier	Water Barrier	Haydan	2500		Partial	Completion of Works
5	Aal Al Hanbi Barrier	Water Barrier	Saqain	750		Partial	Completion of Works
6	Jajlah Barrier	Water Barrier	Majaz	650	Complete	Partial	Completion of Works + New
7	Al Hadb Reservoir	Reservoir	Sahar	800		Partial	Completion of Works
8	Haydan Water Harvesting Reservoirs	Reservoirs	Haydan		Complete		New
9	Saqain Water Harvesting Reservoirs	Reservoirs	Saqain		Complete		New
10	Razeh Water Harvesting Reservoirs	Reservoirs	Razeh		Complete		New
11	Menabbeh Water Harvesting Reservoirs	Reservoirs	Menabbeh		Complete		New
12	Aal Ammar Reservoir	Reservoir	Al Safra'a	1400		Partial	Completion of Works
13	Razeh Centre Water Supply Project	Water Supply Project	Razeh	25000		Partial	Rehabilitation
14	Saqain Centre Water Supply Project	Water Supply Project	Saqain	2600		Partial	Rehabilitation
15	Al Manahmah Water Supply Project	Water Supply Project	Ketaf	300		Partial	Completion of Works
16	Aal Jaber Water Supply Project	Water Supply Project	Majaz	3000		Partial	Rehabilitation
17	Water Supply Project Haydan	Water Supply Project	Haydan	1900		Partial	
18	Al Abqoor Water Supply Project	Water Supply Project	Sahar	2410		Partial	Completion of Works

No.	Name of Water Structure	Type	District	No. of Targeted Beneficiaries	Re-construction and Rehabilitation Requirements		Required Intervention
					Complete	Partial	
19	Maqabe'e Aal Al Qua'isi Project	Water Supply Project	Sahar	2450		Partial	Completion of Works
20	Wad Kashabah Water Supply Project	Water Supply Project	Baqem	1910		Partial	Completion of Works
21	Wadi Felah Water Supply Project	Water Supply Project	Majaz	2300		Partial	Completion of Works
22	Wadi Kana'a Water Supply Project	Water Supply Project	Al Safra'a	6750		Partial	Completion of Works
23	Wadi Afeeq Water Supply Project	Water Supply Project	Menabbeh	400		Partial	Completion of Works
24	Al Khayam Al Mahazed Water Supply Project	Water Supply Project	Sahar	1500		Partial	Completion of Works
25	Al Rokoob E'laf Water Supply Project	Water Supply Project	Sahar	1170		Partial	Completion of Works
26	Alt Majaz Water Supply Project	Water Supply Project	Sahar	3660		Partial	Completion of Works
27	Sarh Al Qahr Water Supply Project	Water Supply Project	Baqem	1500		Partial	Completion of Works
28	Al Talh Water Supply Project	Water Supply Project	Sahar	3200			
29	Al Amalaheeth Water Supply Project	Water Supply Project	Al Thaher	4500		Partial	Rehabilitation
30	Watan Al Maqash Water Supply Project	Water Supply Project	Ketaf	900	Complete		New
31	Mawja'a Water Supply Project	Water Supply Project	Al Hashwah	1395	Complete		New
32	Arrajayez Water Supply Project	Water Supply Project	Ketaf	850	Complete		New
33	Aal Al Saifi Water Supply Project	Water Supply Project	Sahar	1200	Complete		New
34	Mandabat Baqem Water Supply Project	Water Supply Project	Baqem	2500		Partial	Completion of Works
35	Noshoor Water Supply Project	Water Supply Project	Al Safra'a	2700		Partial	Completion of Works
36	Bani O'wair Water Supply Project	Water Supply Project	Sahar	1600		Partial	Completion of Works

No.	Name of Water Structure	Type	District	No. of Targeted Beneficiaries	Re-construction and Rehabilitation Requirements		Required Intervention
					Complete	Partial	
37	Dammaj Arrabyah Project	Water Supply Project	Al Safra'a	600	Complete		New
38	Al Qasabah Water Supply Project	Water Supply Project	Sahar	1110		Partial	Completion of Works
39	Asha'f Water Supply Project	Water Supply Project	Saqain	480	Complete		New
40	Foot Water Supply Project	Water Supply Project	Saqain	1100		Partial	
41	Akwan Water Supply Project	Water Supply Project	Al Safra'a	700			Completion of Works
42	Arrawdhah Area Project	Water Supply Project	Sa'ada	700		Partial	Completion of Works
43	Rahban Water Supply Project	Water Supply Project	Sa'ada	1800		Partial	Completion of Works and Expansion
44	Assahn Water Supply Project	Water Supply Project	Sa'ada	1220			New
45	Qahzah Water Supply Project	Water Supply Project	Sa'ada	1200		Partial	Completion of Works
46	Baqamah Water Supply Project	Water Supply Project	Ghamr	2000		Partial	Completion of Works and Construction of a Reservoir
47	Al Ware'eah Water Supply Project	Water Supply Project	Sahar	1200		Partial	Completion of Works
48	Al Ahrush Wadi Attays Project	Water Supply Project	Ketaf	350		Partial	Completion of Works
49	Sooq Al Khamis Water Supply Project	Water Supply Project	Saqain	1725		Partial	Completion of Works
50	Beer Zayed Water Supply Project	Water Supply Project	Ketaf	532		Partial	Completion of Works
51	Takheyah Wa Gazeekh Water Supply Project	Water Supply Project	Al Hashwah	356		Partial	Completion of Works
52	Al Aqeeqi Water Supply Project	Water Supply Project	Al Safra'a	80 HHs		Partial	Rehabilitation
53	Wadi Suleiman Area Project	Water Supply Project	Sahar			Partial	New

Education Sector Priorities as Identified by the Executive Council

No.	Name of School	Education Stage	District	Sub-District	Village	No. of Targeted Beneficiaries	Re-Construction and Rehabilitation Requirements		Required Intervention
							Complete	Partial	
1	Shaheed Ali Najj Allawm	Basic and Secondary Education	Al Safra'a	Wade'yah	Dammaj	763		Partial	Rehabilitation
2	Alfalah	Basic and Secondary Education	Al Safra'a	Wadi Mathab	Assafeyah	157		Partial	Rehabilitation
3	Jaber bin Abdallah	Basic Education	Al Safra'a	Walad Maso'od	Aal abu Sit	264		Partial	Rehabilitation
4	Hafsah For Girls	Basic Education	Al Safra'a	Walad Maso'od	Aal Al Thabbi	583		Partial	Rehabilitation
5	Sam bin Nooh	Basic Education	Al Safra'a	Wadi Mathab	Saht O'si			Partial	Rehabilitation
6	Kahlan	Basic Education	Al Safra'a	Wade'yah	Azzoor	223		Partial	Expansion
7	Annoor School	Basic Education	Al Safra'a	Noshoor	Aal Shafe'yah	167		Partial	Rehabilitation
8	14 October	Basic Education	Al Thaher		Arramadeyah		Complete		Re-Construction
9	22 nd May	Basic Education	Al Thaher	Al Thaher	Al Malaheeth		Complete		Re-Construction
10	26 September	Basic Education	Al Thaher	Ghaferah	Jarf		Complete		Re-Construction
11	Al Iqbal	Basic Education	Al Thaher	Ghaferah	Ba'teyah			Partial	Rehabilitation

No.	Name of School	Education Stage	District	Sub-District	Village	No. of Targeted Beneficiaries	Re-Construction and Rehabilitation Requirements		Required Intervention
							Complete	Partial	
12	Imam Ali bin Abi Taleb	Basic Education	Al Thaher	Al Thaher	Bani Qais			Partial	Rehabilitation
13	Al Ansar	Basic and Secondary Education	Al Thaher	Ghaferah	Al Qahrah	363		Partial	Rehabilitation
14	Al Thawrah	Basic Education	Al Thaher	Al Thaher	Walibah			Partial	Rehabilitation
15	Al Hassan	Basic Education	Al Thaher	Al Thaher	Bani Sa'ad			Partial	Rehabilitation
16	Zubairi	Basic Education	Al Thaher	Al Thaher	Bani Sa'ad		Complete		Rehabilitation
17	Azzahra'a for Girls	Basic Education	Al Thaher	Al Thaher	Al Malaheeth			Partial	Rehabilitation
18	Assa'adah	Basic Education	Al Thaher	Al Thaher	Bani Sa'ad			Partial	Rehabilitation
19	Al Orobah	Basic Education	Al Thaher	Al Thaher	Al Malaheeth			Partial	Rehabilitation
20	Al Fat'h	Basic Education	Al Thaher	Al Thaher	Al Husamah		Complete		Rehabilitation
21	Al Majd	Basic Education	Al Thaher	Al Thaher	Ghaferat Nu'man			Partial	Rehabilitation
22	Al Wahdah	Basic Education	Al Thaher	Al Thaher	Al Majda'ah			Partial	Re-Construction
23	Abu Thar Al Ghafari	Basic Education	Al Thaher	Al Thaher	Thaheel		Complete		Re-Construction
24	26 September Basic Edu.	Basic Education	Haydan	Walad Ayyash	Qadam Al A'ala		Complete		Re-Construction
25	Al Ettifaq	Basic Education	Haydan	Walad Ayyash	Aal Al Mafrani			Partial	Rehabilitation
26	Al Iqbal	Basic and Secondary Education	Haydan	Thuwaib Assufla	Aal Ahmed	323	Complete		Re-Construction

No.	Name of School	Education Stage	District	Sub-District	Village	No. of Targeted Beneficiaries	Re-Construction and Rehabilitation Requirements		Required Intervention
							Complete	Partial	
27	Al Imam Al Baihaqi	Basic Education	Haydan	Zabid Aljabal	Mahnakah	114	Complete		Re-Construction
28	Al Anwar	Basic and Secondary Education	Haydan	Walad Nawwar	Wadi Aal Taresh	481	Complete		Re-Construction
29	Al Ettihad	Basic Education	Haydan	Thuwaib Al O'lya	Aal Al Karid		Complete		Re-Construction
30	Attadhamon	Basic Education	Haydan	Marran	Walad Yahya	546	Complete		Re-Construction
31	Atta'awon	Basic Education	Haydan	Thuwaib Al O'lya	Qeradh	91		Partial	Rehabilitation
32	Attawheed	Basic Education	Haydan	Walad Ayyash	Aal Al Jaradi			Partial	Rehabilitation
33	Al Thawrah	Basic Education	Haydan	Zabeed Al Wadi	Al Hajr	250		Partial	Rehabilitation
34	Al Hassan bin Ali	Basic and Secondary Education	Haydan	Walad Ayyash	Qellah Fathelah	608		Partial	Rehabilitation
35	Al Hamzah	Basic Education	Haydan	Thuwaib Assufla	Talan		Complete		Rehabilitation
36	Azzubair bin Al Awwam	Basic Education	Haydan	Thuwaib Al O'lya	Qellat E'nab			Partial	Rehabilitation
37	Zubeiri	Basic Education	Haydan	Walad Nawwar	Arreqah			Partial	Rehabilitation
38	Assa'adah Basic Edu.	Basic Education	Haydan	Walad Omar	Aljuwwah			Partial	Rehabilitation

No.	Name of School	Education Stage	District	Sub-District	Village	No. of Targeted Beneficiaries	Re-Construction and Rehabilitation Requirements		Required Intervention
							Complete	Partial	
				Marran					
39	Assalam	Basic Education	Haydan	Marran Walad Ja'shan	Ahl Al Sharqi	73		Partial	Rehabilitation
40	Shaheed Quthayah for Girls	Basic Education	Haydan	Marran Walad Yahya	Al Khamis	753		Partial	Expansion
41	Shaheed Al Qadhi	Basic Education	Haydan	Thuwaib Al O'lya	Qellat Al Enab		Complete		Re-Construction
42	Shaheed Mohammed Addurah	Basic Education	Haydan	Marran Walad Ja'shan	Ahl Al Sharqi		Complete		Re-Construction
43	Assahwah	Basic Education	Haydan	Marran Walad Ja'shan	Ahl Al Sharqi	88	Complete		Re-Construction
44	Al Abbas	Basic Education	Haydan	Walad Omar Marran	Aal Matrood	168	Complete		Re-Construction
45	Al Ghufran	Basic Education	Haydan	Walad Ayyash	Aal Al Mefrani		Complete		Re-Construction
46	Al Fat'h	Basic Education	Haydan	Walad Ayyash	Al Fabr Al A'ala	86	Complete		Re-Construction
47	Al Majd	Basic Education	Haydan	Marran Walad Yahya	Thera'a Ashaqfah		Complete		Re-Construction
48	Al Mithaq	Basic Education	Haydan	Walad Ayyash	Ahl Al Yemen		Complete		Re-Construction
49	Annoor	Basic Education	Haydan	A'reemah	Ma'eed	322		Partial	Rehabilitation
50	Al Wahdah	Basic Education	Haydan	Walad Ayyash	Aal Al Jaradi	224		Partial	Rehabilitation
51	Abu Bakr Assiddeeq	Basic Education	Haydan	Marran Assenwan	Al Qashbah	43		Partial	Rehabilitation
52	Abi Thar Al Ghafari	Basic Education	Haydan	Walad Ayyash	Qellat Fathel	276		Partial	Rehabilitation

No.	Name of School	Education Stage	District	Sub-District	Village	No. of Targeted Beneficiaries	Re-Construction and Rehabilitation Requirements		Required Intervention
							Complete	Partial	
53	Arwa	Basic and Secondary Education	Haydan	Haydan	Haydan	527		Partial	Rehabilitation
54	Anas bin Malek	Basic Education	Haydan	Walad Ayyash	Aal Zaid	177	Complete		Re-Construction
55	Khalid bin Al Waleed	Basic Education	Haydan	Thuwaib Assofla	Aal Hesham	96	Complete		Re-Construction
56	Khawlah bint Al Azwar	Basic Education	Haydan	Thuwaib Assofla	Aal Hesham	150	Complete		Re-Construction
57	Saba'	Basic Education	Haydan	Thuwaib Al O'lya	Al Mushref		Complete		Re-Construction
58	Sa'ad bin Obadah	Basic Education	Haydan	Thuwaib Al O'lya	Al Ghurzah	40	Complete		Re-Construction
59	Saeed bin Jubair	Basic Education	Haydan	Thuwaib Assofla	Aal Mahdi	120		Partial	Rehabilitation
60	Ayeshah for Girls	Basic Education	Haydan	Walad Ayyash	Qellat Fathel		Complete		Re-Construction
61	Abdrahman Al Ghafeqi	Basic Education	Haydan	Haydan	Qarn Al A'lk		Complete		Re-Construction
62	Abdullah bin Maso'od	Basic Education	Haydan	Thuwaib Assofla	Aal Ahmed	122		Partial	Rehabilitation
63	Othman bin Affan	Basic Education	Haydan	Zabid Al Jabal	Yehara	283		Partial	Rehabilitation
64	Ali bin Abi Taleb	Basic Education	Haydan	Walad Nawwar	Al Farhah			Partial	Rehabilitation
65	Ammar bin Yaser	Basic Education	Haydan	Thuwaib Al O'lya	Qerath	65	Complete		Re-Construction
66	Omar bin Al Khattab	Basic Education	Haydan	Walad Ayyash	Qadam Ali	141	Complete		Re-

No.	Name of School	Education Stage	District	Sub-District	Village	No. of Targeted Beneficiaries	Re-Construction and Rehabilitation Requirements		Required Intervention
							Complete	Partial	
									Construction
67	Mujamma' Al Hurreyah Attarbawi	Basic and Secondary Education	Haydan	Haydan	Haydan	1090		Partial	Rehabilitation
68	7 July school	Basic Education	Haydan	Thuwaib Al O'lya	Wadi bin Jarad	86	Complete		Rehabilitation

Source: The Executive Council

Education Sector Priorities as Identified by the Executive Council (continued)

No.	Name of School	Education Stage	District	Sub-District	Village	No. of Targeted Beneficiaries	Re-Construction and Rehabilitation Requirements		Required Intervention	Required Supplies (Equipment and Furniture)	
							Complete	Partial		Complete	Partial
69	Bin Al Ameer	Basic Education	Haydan	Walad Ayyash	Qadam Al Asfal			Partial	Expansion		
70	Azzahra'a	Basic Education	Haydan	Marran Walad Yahya	Marran Walad Yahya			Partial	Rehabilitation		
71	Musa'ab bin Omair	Basic Education	Haydan	Walad Ayyash	Ahl Al Yemen		Complete		Reconstruction		
72	Nashwan Saeed Al Hemyari	Basic Education	Haydan	Zabid Al Jabal	Al Qamah	231		Partial	Rehabilitation		
73	Al Imam Ali bin Abi Taleb	Basic Education	Razeh	Ghumar	Al Qala'ah	379		Partial	Expansion		
74	Attawheed	Basic Education	Razeh	Al Azhoor	Al Ma'taq			Partial	Reconstruction		
75	Al Thawrah	Basic and Secondary Education	Razeh	Annatheer	Annatheer	988		Partial	Rehabilitation		
76	Azzubair bin Al Awwam	Basic Education	Razeh	Bani Rabe'ah	Sha'arah		Complete		Reconstruction		
77	Azzahra'a	Basic Education	Razeh	Annatheer	Annatheer	978		Partial	Expansion		
78	Al Sahfe'ei	Basic and Secondary Education	Razeh	Al Ghor	Rahat	426		Partial	Reconstruction		
79	Al Fawz Ghool	Basic	Razeh	Bani Seyah	Al Mashib	259	Complete		Reconstruction		

No.	Name of School	Education Stage	District	Sub-District	Village	No. of Targeted Beneficiaries	Re-Construction and Rehabilitation Requirements		Required Intervention	Required Supplies (Equipment and Furniture)	
							Complete	Partial		Complete	Partial
		Education									
80	Al Mithaq	Basic Education	Razeh	Ghumar	Ahjar	208		Partial	Rehabilitation		
81	Al Wahdah	Basic and Secondary Education	Razeh	Ghumar	Al Qala'ah	635		Partial	Expansion		
82	Abu Musa Al Asha'ari	Basic Education	Razeh	Sha'aban	Gharbi Sha'aban	142		Partial	Expansion		
83	Asma'a bint Abi Bakr	Basic Education	Razeh	Bani Rabe'ah	Sha'arah	416	Complete		Reconstruction	Complete	
84	Anas bin Malek	Basic Education	Razeh	Bani Al Qam	Al Thawaher		Complete		Reconstruction	Complete	
85	Khawlah bint Al Azwar	Basic Education	Razeh	Ghumar	Al Qala'ah			Partial	Rehabilitation		
86	Oqbah bin Nafe'e	Basic Education	Razeh	Annatheer	Annatheer	102		Partial	Expansion		
87	Okashah	Basic Education	Razeh	Jabal Al Azd	Dawhan bani Malek	131		Partial	Expansion		
88	22 nd May School	Basic Education	Razeh	Al Hajlah	Al Sharafah	29	Complete		Reconstruction	Complete	
89	Al Ansar	Basic Education	Saqain	Aalat Al Ghamr	Arruqa'ah	123	Complete		Reconstruction	Complete	
90	Attayseer	Basic Education	Saqain	Al Jurha	Al Heyad		Complete		Reconstruction		
91	Arrethwan	Basic and Secondary Education	Saqain	Bani Sa'ad	Al A'ala		Complete		Reconstruction		
92	Assalam	Basic	Saqain	Alat Al	Hay Saqeel	489		Partial	Rehabilitation		Partial

No.	Name of School	Education Stage	District	Sub-District	Village	No. of Targeted Beneficiaries	Re-Construction and Rehabilitation Requirements		Required Intervention	Required Supplies (Equipment and Furniture)	
							Complete	Partial		Complete	Partial
		Education		Afkhath							
93	Al Ghufraan	Basic and Secondary Education	Saqain	Banu Was	Lahmah	164		Partial	Rehabilitation		Partial
94	Al Fawz Saqain	Basic and Secondary Education	Saqain	Saqain	Saqain	210		Partial	Rehabilitation		
95	Al Mithaq Qarhaw	Basic Education	Saqain	Bani Was	Qarhaw	58		Partial	Rehabilitation		Partial
96	Annoor	Basic Education	Saqain	Wa'ari Wa'amri	Al Ethnain	353		Partial	Rehabilitation		
97	Ahmed bin Hanbal	Basic Education	Saqain	Bani Was	Al Maghareb	68		Partial	Reconstruction		Partial
98	Badr	Basic Education	Saqain	Al Beethan	Arresa'			Partial	Rehabilitation		
99	Ja'afar Assadeq	Basic Education	Saqain	Aal Al Ghamr	Thumamah	93		Partial	Rehabilitation		Partial
100	Zaid bin Harethah	Basic Education	Saqain	Aal Al Waqeesh	Arrowais	72		Partial	Rehabilitation		
101	Salman	Basic Education	Saqain	Annawa'h	Al Farhah	186		Partial	Rehabilitation		
102	Omar Al Mukhtar	Basic Education	Saqain	Al Khawalid	Assoodah		Complete		Reconstruction		
103	Omar bin Al Khattab	Basic and Secondary Education	Saqain	Wadi Al Hebal	Assalam	198		Partial			Partial
104	Omar bin Abdulaziz	Basic Education	Saqain	Al Karb	Aal Shumailah	120		Partial			

No.	Name of School	Education Stage	District	Sub-District	Village	No. of Targeted Beneficiaries	Re-Construction and Rehabilitation Requirements		Required Intervention	Required Supplies (Equipment and Furniture)	
							Complete	Partial		Complete	Partial
105	26 September	Basic Education	Saqain	A'rw	Annasab	172		Partial			
106	Bin Al Qayyem	Basic Education	Saqain	Bani Sa'ad E'rash	Al Da'or	70		Partial			
107	Al Anwar School	Basic and Secondary Education	Saqain	Al Karb	Talan	149		Partial			Partial
108	Al Imam Ali School	Basic and Secondary Education	Saqain	Aal Al Waqeesh	Sa'adan	342		Partial			
109	Al Bukhari School	Basic Education	Saqain	Al Jarhah	Al E'layah		Complete			Complete	
110	Attawheed School Shajb	Basic Education	Saqain	A'rw	Shajb	101		Partial			Partial
111	Azzubair bin Al Awwam	Basic Education	Saqain	Bani Sa'ad E'rash	Benaw	93		Partial			Partial
112	Al Kaina'ey	Basic Education	Saqain	Sharaf A'remah	Shehabah	139		Partial			
113	Annasr School	Basic Education	Saqain	Al Khawalid	Soodah	227		Partial			Partial
114	Bilal bin Rubah	Basic Education	Saqain	Nooni Wad Kheir	Al Qarn	18		Partial			
115	Abdullah bin Omar	Basic Education	Saqain	Nooni Wad Kheir	Qathl	80		Partial			
116	Attawheed	Basic Education	Sahar	Walad Maso'od	Aal Al A'meri	178		Partial			
117	17 July School		Shadda'a	Al Waqeesh	Ma'qal Assayd			Partial			

No.	Name of School	Education Stage	District	Sub-District	Village	No. of Targeted Beneficiaries	Re-Construction and Rehabilitation Requirements		Required Intervention	Required Supplies (Equipment and Furniture)	
							Complete	Partial		Complete	Partial
118	Annasr	Basic Education	Shadda'a	Al Waqeesh	Sorwo	68	Complete				
119	Annahdhah	Basic and Secondary Education	Shadda'a	Al Waqeesh	Thaher Hamdan	147		Partial			
120	Obay bin Ka'ab	Basic Education	Shadda'a	Al Waqeesh	Al Mashnaq			Partial			
121	Salman Al Farsi	Basic Education	Shadda'a	Al Waqar	Al Ma'ateq	32	Complete				
122	Al Mithaq	Basic Education	Shadda'a	Al Waqar	Adhay'ah			Partial			
123	Al Kadhra'a	Basic Education	Sa'ada	Sa'ada	Sa'ada	941		Partial			
124	Assalam	Basic Education	Sa'ada	Sa'ada	Sa'ada	1551		Partial			
125	Al Kaina'ey	Basic Education	Sa'ada	Sa'ada	Sa'ada	448		Partial			
126	Al Munathel Hussein Fayed	Basic and Secondary Education	Sa'ada	Sa'ada	Sa'ada	728		Partial			
127	Asma'a Basic Edu.	Basic Education	Sa'ada	Sa'ada	Sa'ada	565		Partial			
128	Mujamma'a AL Saeed	Secondary	Sa'ada	Sa'ada	Sa'ada	771		Partial			
129	Attawheed		Ghamr	Walad A'amer	Aal Hussein		Complete			Complete	
130	Attawfeeq	Basic Education	Ghamr	Arrahmaneen	Ashoomeya	149		Partial			

No.	Name of School	Education Stage	District	Sub-District	Village	No. of Targeted Beneficiaries	Re-Construction and Rehabilitation Requirements		Required Intervention	Required Supplies (Equipment and Furniture)	
							Complete	Partial		Complete	Partial
131	Al Hassan bin Ali	Basic Education	Ghamr	Walad A'amer	Hamira	300		Partial		Complete	
132	Assayedah Ayshah	Basic Education	Ghamr	Thawi Mohammed	Al Jarshah	390		Partial		Complete	
133	Al Farooq	Basic Education	Ghamr	Thawi Mohammed	Al Maghreb	101		Partial	Complete Rehabilitation		
134	Annahdah	Basic and Secondary Education	Ghamr	Arrabe'en	Baqamah	323		Partial			
135	Al Thawrah	Basic and Secondary Education	Ghamr	Arrahmanen	Tashdan	380		Partial			
136	22 nd May School		Qataber	Aal Thabet	Al Qarn			Partial			
137	Al Imam Ali	Basic and Secondary Education	Qataber	Qataber	Qataber Al Hejrah			Partial			
138	Al Thuwar	Basic Education	Qataber	Aal Thabet	Al Bairak	120		Partial	Rehabilitation		
139	Annahdah	Basic Education	Qataber	Aal Thabet	Al Jaleeyol	200		Partial	Rehabilitation		
140	Om Kalthoum	Basic Education	Qataber	Qataber	Al Yaseer	148		Partial	Rehabilitation		
141	Jamal Addin	Basic Education	Qataber	Qataber	Qamla'a			Partial	Rehabilitation		
142	Halimah	Basic	Qataber	Qataber	Qataber AL	85		Partial	Rehabilitation		

No.	Name of School	Education Stage	District	Sub-District	Village	No. of Targeted Beneficiaries	Re-Construction and Rehabilitation Requirements		Required Intervention	Required Supplies (Equipment and Furniture)	
							Complete	Partial		Complete	Partial
	Assa'adeyah	Education			Hejrah						
143	Al Ehsan School	Basic Education	Qataber	Hanbah	Ashaq	51		Partial	Rehabilitation		
144	Iqbal	Basic Education	Ketaf and Buq'e	Amlah Aal Salem	Gharir	82					
145	Al Imam Al Shafe'ei	Basic and Secondary Education	Ketaf and Buq'e	Amlah Aal Salem	Gharir	362					
146	Al Ansar	Basic and Secondary Education	Ketaf and Buq'e	Amlah Wayelah	Arrawthah	196					
147	Al Anwar	Basic Education	Ketaf and Buq'e	Amlah Aal Salem	Nawash	126					
148	Al Hussein bin Ali	Basic Education	Ketaf and Buq'e	Amlah Aal Salem	Al Aqlain	121					
149	Al Khansa'a for Girls	Basic Education	Ketaf and Buq'e	Amlah Aal Salem	Al Aqlain						
150	Bin Sina'a	Basic Education	Ketaf and Buq'e	Amlah Aal Salem	Al Barqah	259					
151	Abu Feras Al Hamdani	Basic Education	Ketaf and Buq'e	Amlah Aal Salem	Al Hamethah	69	Expansion				
152	Omar Al Mukhtar	Basic Education	Ketaf and Buq'e	Amlah Aal Salem	Al Aqlain	149					
153	Muath bin Jabal	Basic and Secondary Education	Ketaf and Buq'e	Amlah Aal Salem	Al Meghwan	88					

No.	Name of School	Education Stage	District	Sub-District	Village	No. of Targeted Beneficiaries	Re-Construction and Rehabilitation Requirements		Required Intervention	Required Supplies (Equipment and Furniture)	
							Complete	Partial		Complete	Partial
154	14 th October	Basic Education	Majaz	Bani Obad	Al Hejarah	56		Partial	Expansion		
155	30 th November	Basic Education	Majaz	Bani Huthaifah	Takhyah	83		Partial	Rehabilitation		
156	Al Ekha'a	Basic Education	Majaz	Bani Huthaifah	Al Mathah	60	Complete		Expansion	Complete	
157	Al Ettisam	Basic Education	Majaz	Bani Obad	Al Qawsi	235		Partial	Expansion		
158	Al Imam Ali bin Abi Taleb	Basic Education	Majaz	Bani Suwaid	Al Jaw	62		Partial	Rehabilitation		
159	Al Ansar	Basic Education	Majaz	Sarah	Sarah	80		Partial	Rehabilitation		
160	Attahrir of Lasqi	Basic Education	Majaz	Bani Huthaifah	Attakyah	72		Partial	Expansion		
161	Attadhamon	Basic Education	Majaz	Aal Jaber	Addahamah	58		Partial	Rehabilitation		
162	Al Thawrah	Basic Education	Majaz	Al Ma'areef	Al Wadi Al Asfal	72		Partial	Expansion		
163	Al Rethwan	Basic Education	Majaz	Bani Sheneef	Al Hamah	62		Partial	Expansion		
164	Azzaher	Basic Education	Majaz	Bani Obad	Tanqeer	39		Partial	Expansion		
165	Al Beer	Basic and Secondary Education	Majaz	Bani Obad	Assaqah	114		Partial	Expansion		
166	Azzahra'a	Basic and Secondary Education	Majaz	Dahyan	Dahyan	702		Partial	Rehabilitation		

No.	Name of School	Education Stage	District	Sub-District	Village	No. of Targeted Beneficiaries	Re-Construction and Rehabilitation Requirements		Required Intervention	Required Supplies (Equipment and Furniture)	
							Complete	Partial		Complete	Partial
167	Assabe'en	Basic Education	Majaz	Bani Obad	Tanqeer	54		Partial	Rehabilitation		
168	Assalam	Basic Education	Majaz	Majaz	Al Mathah	50		Partial	Expansion		
169	Shaheed Zubeiri	Basic Education	Majaz	Bani Obad	Sen Bosat	36		Partial	Expansion		
170	Al Farooq	Basic Education	Majaz	Alt Al Rabe'e	Thi O'sarah	92		Partial	Expansion		
171	Al Fat'h	Basic Education	Majaz	Alt Al Rabe'e	Thee O'sarah	73	Complete		Reconstruction	Complete	
172	Al Falah Secondary School	Basic and Secondary Education	Majaz	Dahyan	Dahyan	271		Partial	Expansion		
173	Al Majd	Basic Education	Majaz	Bani Obad	Al Hejarah	34		Partial	Expansion		
174	Al Mithaq	Basic Education	Majaz	Bani Suwaid	Mayfa'an	28		Partial	Expansion		
175	Arwa	Basic and Secondary Education	Majaz	Majaz	Majaz	569		Partial	Expansion		
176	Huthayfah bin Al Yaman	Basic Education	Majaz	Aal Jaber	Manqalah	102		Partial	Rehabilitation		
177	Hamzah	Basic Education	Majaz	Bani Suwaid	Al Jaw	31		Partial	Expansion		
178	Khaled bin Al Waleed	Basic Education	Majaz	Bani Suwaid	Tha'an	62		Partial	Expansion		
179	Salman Al Faresi	Basic Education	Majaz	Bani Huthaifah	Takhyah	27		Partial	Expansion		

No.	Name of School	Education Stage	District	Sub-District	Village	No. of Targeted Beneficiaries	Re-Construction and Rehabilitation Requirements		Required Intervention	Required Supplies (Equipment and Furniture)	
							Complete	Partial		Complete	Partial
180	Salahaddin of Kherbah	Basic Education	Majaz	Bani Huthaifah	Takhyah	34		Partial	Expansion		
181	Tariq bin Zeyad	Basic Education	Majaz	Aal Jaber	Mahrubah	27		Partial	Expansion		
182	Talhah	Basic Education	Majaz	Sahat Walad Omar	Assahah	126		Partial	Expansion		
183	Othman bin Affan	Basic Education	Majaz	Alt Al Rabe'e	Addarbain	80		Partial	Rehabilitation		Partial
184	Oqbah bin Nafe'e	Basic Education	Majaz	Bani Obad	Al Khatm	72		Partial	Expansion		
185	Omar Al Mokhtar	Basic Education	Majaz	Bani Huthaifah	Azzoor	181		Partial	Rehabilitation		
186	Omar bin Al Khattab	Basic Education	Majaz	Al Ma'areef	Selm	115	Expansion	Partial	Expansion		
187	22 nd May	Basic Education	Majaz	Bani Suwaid	Mayfa'an	71		Partial	Expansion		Partial
188	Bin Khaldoon	Basic Education	Menabbeh	Al Bateen	Al Buqa'ah	172		Complete	Reconstruction		
189	Al Imam Al Shafe'ei	Basic Education	Menabbeh	Aal Maswad	E'rwah	42		Complete	Reconstruction		
190	Al Imam Al Shawkani	Basic Education	Menabbeh	Aal Maswad	Al Manfah	45		Partial	Rehabilitation		
191	Al Imam Zaid	Basic Education	Menabbeh	Aal Yazeed	Al Jahdi	33		Complete	Reconstruction		
192	Al Emani	Basic Education	Menabbeh	Aal Yazeed	Al Farhah	103		Partial	Rehabilitation		
193	Al Khansa'a for Girls	Basic Education	Menabbeh	Aal Yazeed	Need Al Rekow	84		Partial	Rehabilitation		

No.	Name of School	Education Stage	District	Sub-District	Village	No. of Targeted Beneficiaries	Re-Construction and Rehabilitation Requirements		Required Intervention	Required Supplies (Equipment and Furniture)	
							Complete	Partial		Complete	Partial
194	Al Abbas	Basic Education	Menabbeh	Walad Abdoh	Aal Abbasain	22		Complete	Reconstruction		
195	Halimah for Girls (prev. Al Wahdah)	Basic Education	Menabbeh	Bani Khooli	Al Mathah	89		Complete	Reconstruction		
196	Hamzah bin Abdulmuttaleb	Basic Education	Menabbeh	Aal Kathir	Al Masharif	45		Partial	Reconstruction		
197	Salman Al Faresi	Basic and Secondary Education	Menabbeh	Al Qahratain	Al Qahrah Al Sharqeyah	145		Partial	Reconstruction		
198	Ammar bin Yaser	Basic Education	Menabbeh	Aal Yazeed	Al Farhah	39		Partial	Rehabilitation		
199	Omar Al Farooq	Basic and Secondary Education	Menabbeh	Aal Yazeed	Need Al Rakow	230		Partial	Rehabilitation		
200	Al Mithaq School	Basic Education	Menabbeh	Aal Yazeed	Namlah	96		Partial	Rehabilitation		

Source: The Executive Council

Annex III. SFD's Ongoing and Completed Projects during the Period from 2010 till 2013

Table (1) SFD's Ongoing and Completed Projects in the Education Sector for the Period of 2010 - 2013

No.	Project	Project Status	Year of Approval	District	Sector	Estimated Cost in USD	Actual (Contracted) Cost in USD	Direct Beneficiaries	Short-term Labour (٢)
-----	---------	----------------	------------------	----------	--------	-----------------------	---------------------------------	----------------------	-----------------------

No.	Project	Project Status	Year of Approval	District	Sector	Estimated Cost in USD	Actual (Contracted) Cost in USD	Direct Beneficiaries	Short-term Labour (٢)
1	Assalam Basic Education School, Neighbourhood: Assalam, Sa'ada Town, District: Sa'ada - Governorate: Sa'ada.	Completed	2010	Sa'ada	Education	271,700	206,394	1307	7,000
2	Al Wahdah Basic Education (Primary) School, Neighbourhood: Al Muwasalat, Sa'ada, District: Sa'ada, Governorate: Sa'ada.	Completed	2010	Sa'ada	Education	511,700	290,859	1128	14,000
3	Al Shaheed Basic Education (Primary) School for Girls, Village: Azzoor, Sub-District: Bani Huthaifa, District: Majaz, Governorate: Sa'ada.	Completed	2010	Majaz	Education	177,200	135,016	50	4,000
4	7 th July Basic and Secondary School, Al Sumeikhah, Alwadi Al Asfal, Sub-District: Al Ma'areef, District: Majaz, Governorate: Sa'ada.	Completed	2010	Majaz	Education	176,200	225,752	159	4,000
5	Bin Taymiah Basic Education (Primary) School, - Village: Qutaina Fadhel, Sub-District: Al Khawaled District: Saqain, Governorate: Sa'ada.	Completed	2010	Saqain	Education	156,200	156,783	116	4,000
6	Bin Khazem School Village: Aal Tharyah, Sub-District: Al Hamazat, District: Sahar, Governorate: Sa'ada	Completed	2011	Sahar	Education	290,000	232,531	250	6,000

No.	Project	Project Status	Year of Approval	District	Sector	Estimated Cost in USD	Actual (Contracted) Cost in USD	Direct Beneficiaries	Short-term Labour (م)
7	Al Amaleqah Basic Education (Primary) School, Moseen Al Jarhah, Sub-District: Bani Rabe'ah District: Razeh, Governorate: Sa'ada.	Completed	2011	Razeh	Education	217,000	186,408	231	4,000
8	Al Mithaq Basic Education (Primary) School, Neighbourhood: Al Kahraba'a, Sa'ada city, District: Sa'ada - Governorate: Sa'ada.	Ongoing	2011	Sa'ada	Education	345,200	420,475	536	10,000
9	Annoor Basic Education (Primary) School, -Village: Aal Ghubair, Sub-District: Walad Maso'od, District: Sahar, Governorate: Sa'ada	Completed	2011	Sahar	Education	307,200	281,470	267	7,000
10	Assafq School, Village: Al Maseen, Sub-District: A'thlah, District: Al Hashwah, Governorate: Sa'ada.	Completed	2011	الحشوه	Education	183,000	163,044	122	4,000
11	Al Fat'h Basic and Secondary School, Village: Attaweelah, Sub-District: Al Talh, District: Sahar, Governorate: Sa'ada.	Completed	2011	Sahar	Education	405,000	397,021	480	6,500
12	Al Wafa School, Village: Mehdeedah, Sub-District: Sahar Ash Sham, District: Baqem, Governorate: Sa'ada.	Completed	2011	Baqem	Education	172,000	142,247	134	4,000
13	Al Thawrah School, Neighbourhood: Assalam, Sa'ada city, District: Sa'ada,	Completed	2011	Sa'ada	Education	280,000	242,800	679	6,000

No.	Project	Project Status	Year of Approval	District	Sector	Estimated Cost in USD	Actual (Contracted) Cost in USD	Direct Beneficiaries	Short-term Labour (٢)
	Governorate: Sa'ada								
14	The Office of Education, District: Sa'ada, Sa'ada city, Governorate: Sa'ada	Completed	2011	Sa'ada	Education	175,500	140,417	40	3,987
15	The Education Office, District: Ketaf, Governorate: Sa'ada	Completed	2011	Ketaf and Buq'e	Education	187,500	174,307	465	5,000
16	Om Kolthoom School for Girls, Sub-District: Baqem, District: Baqem, Governorate: Sa'ada.	Completed	2012	Baqem	Education	144,980	16,152	351	1,500
17	Omar bin Abdulaziz School, Village: Al Jameemah, Sub-District: Marran Walad Yahya, District: Haydan - Governorate: Sa'ada	Completed	2012	Haydan	Education	188,568	174,614	301	4,500
18	Al Imam Al Sahfe'ei Basic Education (Primary) School, Village: Aal Al Saifi, Sub-District: Al Hamazat, District: Sahar, Governorate: Sa'ada.	Completed	2012	Sahar	Education	193,700	173,187	171	4,000
19	Omar bin Abdulaziz School, Village: E'sayah, Sub-District: Alt Al Rabe'e - District: Majaz, Governorate: Sa'ada	Completed	2012	Majaz	Education	179,000	186,356	175	4,000
20	Nashwan Al Hemyari School, Village: Teeqarhad, Sub-District: Bani Sa'ad Al Jehooz, District: Saqain, Governorate: Sa'ada.	Completed	2012	Saqain	Education	153,600	151,842	130	3,500

No.	Project	Project Status	Year of Approval	District	Sector	Estimated Cost in USD	Actual (Contracted) Cost in USD	Direct Beneficiaries	Short-term Labour (٢)
21	Azzahra'a Basic and Secondary School for Girls, Neighbourhood: Assalam, Sa'ada city, District: Sa'ada, Governorate: Sa'ada.	Completed	2012	Sa'ada	Education	295,700	238,004	1188	5,000
22	Rehabilitation of the 3 rd Component of Al Shaheed Ghothayah School, AL Khamis, Sub-District: Marran Walad Yahya, District: Haydan-, Sa'ada.	Ongoing	2012	Haydan	Education	61,700	50,271	861	2,000
23	Khadijah School for Girls, Saqain Centre, Sub-District: Saqain, District: Saqain, Governorate: Sa'ada.	Completed	2012	Saqain	Education	38,090	13,314	295	800
24	Al Ansar School, Village: Qarn Sobh, Sub-District: A'reemah, District: Haydan, Governorate: Sa'ada.	Completed	2012	Haydan	Education	177,970	34,791	291	2,500
25	Annhadah Basic Education (Primary) School, Village: Qarn Al Shalal, Sub-District: Anno'ah, District: Saqain, Governorate: Sa'ada.	Ongoing	2012	Saqain	Education	184,700	151,046	145	4,250
26	Shaheed Mohamed Abu O'baid School, Village: Al Hadb, Sub-District: Farwah wa Al Mahather, District: Sahar, Governorate: Sa'ada.	Completed	2012	Sahar	Education	50,500	21,104	385	5,000

No.	Project	Project Status	Year of Approval	District	Sector	Estimated Cost in USD	Actual (Contracted) Cost in USD	Direct Beneficiaries	Short-term Labour (٢)
27	Sa'ad bin Mo'ath School, Bakili, Village: Tibyan, Sub-District: Al O'la, District: Razeh, Governorate: Sa'ada.	Completed	2012	Razeh	Education	40,700	20,087	314	750
28	Shaheed Gothyah School, Village: Marran Khamis, Sub-District: Walad Yahya, District: Haydan, Governorate: Sa'ada.	Completed	2012	Haydan	Education	141,850	157,338	861	2,000
29	Om Ayman School for Girls, Village: Gharaz, Sub-District: Al Abdain, District: Sa'ada, Governorate: Sa'ada.	Ongoing	2012	Sa'ada	Education	266,700	253,576	283	6,000
30	Abi Thar Al Ghafari School, Village: Sahwah, Sub-District: Wade'yah, District: Al Safra'a - Governorate: Sa'ada.	Completed	2012	Al Safra'a	Education	380,000	411,500	840	7,000
31	Attaqwa Basic Education (Primary) School for Girls, Village: Qenat Foot, Sub-District: Marran Assenwan, District: Hayda, Governorate: Sa'ada	Ongoing	2012	Haydan	Education	329,200	294,813	384	8,000
32	Asma'a Basic Education (Primary) School for Girls, Village: Al Ghajar, Sub-District: Al Jarhah, District: Saqain, Governorate: Sa'ada.	Completed	2012	Saqain	Education	90,500	112,133	131	5,000
33	Abdullah bin Rawahah, Rawnat Al Maqash, Sub-District: Walad Maso'od, District: Al Safra'a, Governorate: Sa'ada.	Completed	2012	Al Safra'a	Education	385,500	374,196	760	10,000

No.	Project	Project Status	Year of Approval	District	Sector	Estimated Cost in USD	Actual (Contracted) Cost in USD	Direct Beneficiaries	Short-term Labour (٢)
34	Al Sharif School, Village: Al Maslamah, Sub-District: Betain, District: Menabbeh, Governorate: Sa'ada.	Ongoing	2012	Menabbeh	Education	161,200	187,261	114	6,000
35	Azzahra'a School for Girls, Village: Al Husainiyah, Sub-District: Al Hamazt, District: Sahar - Governorate: Sa'ada.	Completed	2012	Sahar	Education	41,000	17,248	370	1,500
36	Arwa School, Village: Al Masa'ebah, Sub-District: Walad Maso'od, District: Sahar, Governorate: Sa'ada.	Completed	2012	Sahar	Education	46,000	25,674	195	1,400
37	Zubairi School, Village: Al Maqam, Sub-District: Dammaj, District: Al Safra'a, Governorate: Sa'ada.	Ongoing	2012	Al Safra'a	Education	273,700	236,730	407	6,000
38	Khalid bin Al Waleed School, Village: Talebah, Sub-District: Al Ghawr, District: Razeh, Governorate: Sa'ada.	Ongoing	2012	Razeh	Education	204,000	164,456	264	5,500
39	Attawfeeq School, Village: Al Qabthah, Sub-District: Bani Suwaid, District: Majaz, Governorate: Sa'ada.	Ongoing	2012	Majaz	Education	194,500	192,769	164	3,500
40	Annasr School, Village: Annaq'a, Aal Attairan, Sub-District: Bani Huthaifah, District: Majaz, Governorate: Sa'ada.	Completed	2012	Majaz	Education	159,500	202,109	216	4,000

No.	Project	Project Status	Year of Approval	District	Sector	Estimated Cost in USD	Actual (Contracted) Cost in USD	Direct Beneficiaries	Short-term Labour (٢)
41	Saif bin Thi Yazan Basic and Secondary School, Village: Al Shat, Sub-District: Walad Maso'od, District: Sahar, Governorate: Sa'ada.	Ongoing	2012	Sahar	Education	265,700	248,640	560	6,000
42	The Office of Education, District: Baqem, Governorate: Sa'ada.	Completed	2012	Baqem	Education	217,700	142,846	26	5,000
43	The Office of Education, District: Menabbeh, Governorate: Sa'ada	Ongoing	2012	Menabbeh	Education	257,700	182,516	37	6,000
44	Assahwah School, Aal Qazzan, Village: Ahl Al Sharqi, Sub-District: Marran Walad Ga'shan, District: Haydan, Governorate: Sa'ada.	Ongoing	2013	Haydan	Education	237,500	8,870	162	5,000
45	Anas bin Malek School, Village: Al Masa'ebah, Sub-District: Walad Maso'od - District: Sahar, Governorate: Sa'ada.	Ongoing	2013	Sahar	Education	414,000	393,082	480	9,500
46	Shaheed Mohamed Hassan Manna'a School for Girls, Village: Al Talh, Sub-District: Al Talh, District: Sahar, Governorate: Sa'ada.	Ongoing	2013	Sahar	Education	644,000		960	12,000
47	Strengthening the Capacity of Education Offices Staff in the Following Districts: Sa'ada, Sahar, Al Safra'a, Saqain, and Razeh. Governorate: Sa'ada	Ongoing	2013	Sa'ada	Education	42,000	29,951	145	54

No.	Project	Project Status	Year of Approval	District	Sector	Estimated Cost in USD	Actual (Contracted) Cost in USD	Direct Beneficiaries	Short-term Labour (٢)
48	The Office of Education, District: Majaz, Governorate: Sa'ada.	Ongoing	2013	Majaz	Education	243,500	172,114	47	5,000

Table (2) SFD's Ongoing and Completed Institutional Capacity Building Activities for the Period from 2011 - 2013

No.	Project	Project Status	Year of Approval	District	Sector	Estimated Cost in USD	Actual (Contracted) Cost in USD	Direct Beneficiaries	Short-term Labour (٢)
1	Capacity Building for the Staff of Al Sunbulah Cooperative Association , Governorate: Sa'ada	Completed	2011	Sa'ada	Institutional Support	1,770	1,413	20	68
2	Institutional Capacity Building for Sa'ada Governorate Council, Phase I.	Completed	2011	Sa'ada	Institutional Support	27,683	26,590	90	926
3	Institutional Support for Yemen's Labour Union Branch of Sa'ada.	Completed	2011	Sa'ada	Institutional Support	5,925	4,323	23	30
4	The Construction and Equipping of the Training and Information Centre for the Local Authority of Sa'ada Governorate.	Completed	2011	Sa'ada	Institutional Support	226,000	284,390	500	7,291

Table (3) SFD's Completed and Ongoing Projects in the Agricultural Sector for 2013

No.	Project	Project Status	Year of Approval	District	Sector	Estimated Cost in USD	Actual (Contracted) Cost in USD	Direct Beneficiaries	Short-term Labour (٢)
1	Multi-purpose Water Barrier at Wadi Hadaqat Al Jabajeb, Al Abdain, Sahar, Sa'ada.	Ongoing	2013	Sa'ada	Agriculture	276,000		5,000	7,800
2	Wadi Assaf Water Barrier, Baqem Ash Sham, Sahar, Sa'ada	Ongoing	2013	Baqem	Agriculture	336,500		3,569	9,600
3	Construction of a Water Barrier at Wadi Assurwah, Assadr, Aal Muqbel, Ketaf and Buq'e District, Sa'ada Governorate.	Ongoing	2013	Ketaf and Buq'e	Agriculture	323,200		1,687	4,800
4	Al Maqeeq Water Barrier, Wadi Mathab, Al Safra'a, Sa'ada.	Ongoing	2013	Al Safra'a	Agriculture	316,500		4,000	9,000
5	Training of 200 Beekeepers in Several Districts of Sa'ada Governorate.	Ongoing	2013	Sa'ada	Agriculture	22,260	13,528	215	100

Table (4) SFD's Ongoing and Completed Projects in the Health Sector for the Period from 2011-2013

No.	Project	Project Status	Year of Approval	District	Sector	Estimated Cost in USD	Actual (Contracted) Cost in USD	Direct Beneficiaries	Short-term Labour (ٲ)
1	Social Care Training for Mid-wives (Postpartum Care of the Mother and Newborn) at Several Districts of Sa'ada Governorate.	Completed	2011	Sa'ada	Health	16,614	15,990	20	120
2	Social Care Training for Mid-wives (Postpartum Care of the Mother and Newborn) at Baqem and Ghamr Districts of Sa'ada Governorate.	Completed	2011	Baqem	Health	16,614	17,006	22	120
3	Psychiatric and Mental Health Training for Physicians and their Assistants Working in Health Care Facilities at Several Districts of Sa'ada Governorate.	Completed	2011	Sa'ada	Health	27,372	11,806	40	110
4	Training for Primary Health Care Workers (in health care issues) in Six Districts of Sa'ada Governorate.	Ongoing	2012	Sa'ada	Health	9,509	7,683	22	76
5	Social Care Training for Mid-wives (Postpartum Care of the Mother and Newborn) at Sahar District, Governorate of Sa'ada.	Ongoing	2012	Sahar	Health	16,487	14,062	22	120
6	Training Programme in Health Care Administration for the Health Care Teams in the Offices of Health at Five Districts of Sa'ada.	Ongoing	2012	Sa'ada	Health	60,020		25	170
7	Training of Assistant Health Care Workers on Integrative Health Care at Several Districts of Sa'ada.	Ongoing	2013	Sa'ada	Health	35,390		48	168
8	Training for Primary Health Care Workers (in health care issues) in Nine Districts of Sa'ada Governorate.	Ongoing	2013	Sa'ada	Health	14,227		27	95

No.	Project	Project Status	Year of Approval	District	Sector	Estimated Cost in USD	Actual (Contracted) Cost in USD	Direct Beneficiaries	Short-term Labour (ٲ)
9	Social Care Training for Mid-wives (Postpartum Care of the Mother and Newborn) at Razeh Menabbeh and Haydan Districts of Sa'ada.	Ongoing	2013	Razeh	Health	18,627	1,480	22	205
10	Qualification of Midwives at Haydan, Al Thaher and Shadda'a Districts, Sa'ada.	Ongoing	2013	Haydan	Health	147,805		20	1016
11	Psychiatric and Mental Health Training for Assistant Health Care Workers at Several Districts.	Ongoing	2013	Sa'ada	Health	28,798		40	124

Table (5) SFD's Ongoing and Completed Road Projects for the Period from 2011 - 2013

No.	Project	Project Status	Year of Approval	District	Sector	Estimated Cost in USD	Actual (Contracted) Cost in USD	Direct Beneficiaries	Short-term Labour (ٲ)
1	Dhera'a Al A'asayeb – Al Buqa'ah – Al Saleef – Al Mataari – Al Bateen Road, Menabbeh District, Sa'ada.	Completed	2011	Menabbeh	Roads	236,500	297,800	1,350	7,500
2	Al Rakow – Tee Qarath – A'thrabah – Al Jarhah Road, Saqain District, Sa'ada.	Ongoing	2011	Saqain	Roads	485,581	629,562	2,761	18,000
3	Qellat Al Maghmur - Need Al Marowwah – Al Hellah – Madinat Jawi – Al Bateen Road, Menabbeh District, Sa'ada.	Ongoing	2011	Menabbeh	Roads	270,000	286,233	1,560	8,000
4	Thi Al A'reesh – Bani O'bad Road, Majaz , Sa'ada	Ongoing	2011	Majaz	Roads	215,000	211,069	1,392	5,468

No.	Project	Project Status	Year of Approval	District	Sector	Estimated Cost in USD	Actual (Contracted) Cost in USD	Direct Beneficiaries	Short-term Labour (ﷲ)
5	Qabel Al A'mri – Bakeel Road, Razeh, Sa'ada.	Completed	2011	Razeh	Roads	266,000	201,280	2,050	9,800
6	Al Tharwah – Al Zareed Road, Aal Yazeed Sub-District, Menabbeh, Sa'ada.	Ongoing	2012	Menabbeh	Roads	578,748	1,378	3,916	10,715
7	Addarbain – E'sayah Road, Alt Al Rabe'e, Majaz, Sadah.	Ongoing	2012	Majaz	Roads	400,000	471,229	4,428	13,750
8	Wadi O'mq Villages – Al O'la Road, Razeh, Sa'ada.	Ongoing	2012	Razeh	Roads	227,651	285,846	1,215	8,000
9	Homaz – Tee Rakham – Thawi Mohammed Road, Ghamr, Sa'ada.	Ongoing	2012	Ghamr	Roads	335,000	346,360	1,253	8,200
10	Al Sharqabi – Al Hajlah – Jariyah Road, Marran Walad Yahya, Haydan, Sa'ada.	Ongoing	2012	Haydan	Roads	370,512	484,660	2,022	13,000
11	Jalha'a – Katfa'a Mountain Road, Jalha'a Sub-District, Menabbeh, Sa'ada.	Ongoing	2012	Menabbeh	Roads	513,893		2,124	7,142
12	Al Farah Road, Aal Yazeed Sub-District, Menabbeh, Sa'ada.	Ongoing	2012	Menabbeh	Roads	110,000		651	4,500
13	Thera'a A'rman, Kenyah- Aal Qazzan, Marran Walad Ja'shan Road, Haydan, Sa'ada.	Ongoing	2013	Haydan	Roads	464,750		2,243	15,000
14	Tharbah – Al Habasi – Al A'aws Ta'looq, Thawi Mohammed Road, Ghamr, Sa'ada.	Ongoing	2013	Ghamr	Roads	334,600		1,573	10,000

Table (6) SFD's Ongoing and Completed Projects for the Disabled During the period from 2010 - 2013

No.	Project	Project Status	Year of Approval	District	Sector	Estimated Cost in USD	Actual (Contracted) Cost in USD	Direct Beneficiaries	Short-term Labour (٢)
1	Reintegration of Blind Children, Comprehensive Education Department, Sa'ada City.	Completed	2010	Sa'ada	Disabled Persons	11,665	10,154	59	130
2	The Enhancement of the Pre-school Integration Project for Deaf Children and Institutional Support for the Deaf Association, Sa'ada City.	Completed	2011	Sa'ada	Disabled Persons	28,803	15,414	43	346
3	Training of School Counsellors on their Role as Counsellors and the Provision of Psychological Support for Students.	Completed	2011	Sa'ada	Disabled Persons	21,124	13,833	85	247
4	Institutional Support for the Physically Disabled Association in Sa'ada City.	Completed	2011	Sa'ada	Disabled Persons	10,087	8,044	20	249
5	Training of School Counsellors and Teachers at Razeh District in Issues Related to Challenges and Difficulties Faced in Education.	Completed	2012	Razeh	Disabled Persons	15,200	14,000	1,516	210
6	Supporting the Comprehensive School Reintegration Programme for Disabled Children, Comprehensive Education Department, and Sa'ada.	Completed	2012	Sa'ada	Disabled Persons	66,000	62,873	1,044	2,550

No.	Project	Project Status	Year of Approval	District	Sector	Estimated Cost in USD	Actual (Contracted) Cost in USD	Direct Beneficiaries	Short-term Labour (ٲ)
7	The Establishment of the Ocular Disorders Programme at Comprehensive Education Schools, Sa'ada City.	Ongoing	2013	Sa'ada	Disabled Persons	87,500	35,199	464	1,641
8	The Establishment of the Community Reintegration Programme for the most socially disadvantaged Group in Sa'ada.	Ongoing	2013	Sa'ada	Disabled Persons	14,885	13,892	60	136

Table (7) SFD's Ongoing and Completed Cultural Heritage Projects for the Period from 2010 - 2013

No.	Project	Project Status	Year of Approval	District	Sector	Estimated Cost in USD	Actual (Contracted) Cost in USD	Direct Beneficiaries	Short-term Labour (ٲ)
1	Studies, Technical Support, Reconstruction and Rehabilitation of the Damaged Buildings in Old Sa'ada.	Completed	2010	Sa'ada	Cultural Heritage	81,200			1,080
2	The Pavement and Improvement of the Street Adjacent to the Wall of the Historical City of Sa'ada. Phase One.	Ongoing	2012	Sa'ada	Cultural Heritage	305,300	274,346		11,610
3	Rehabilitation of Several Old Houses in the Old City to Serve as Models for Replication in Rehabilitation Efforts.	Ongoing	2012	Sa'ada	Cultural Heritage	401,500	258,792		22,564

4	The Pavement and Improvement of the Street Adjacent to the Wall of the Historical City of Sa'ada. Phase Two.	Approved	2013	Sa'ada	Cultural Heritage	486,000		29,960
---	--	----------	------	--------	-------------------	---------	--	--------

Table (8) SFD's Ongoing and Completed Water Projects for the Period from 2011-2013

No.	Project	Project Status	Year of Approval	District	Sector	Estimated Cost in USD	Actual (Contracted) Cost in USD	Direct Beneficiaries	Short-term Labour (Ⳃ)
1	Al Kherbah, Zaweyah, Al Waqar and Al Ghawriyah Villages Rainwater Harvesting Project, Shadda'a, Sa'ada.	Ongoing	2011	Shadda'a	Water	216,135	212,109	626	3,000
2	Construction of Al Masooh Rainwater Harvesting Reservoir, Alghawr Sub-District, Razeh, Sa'ada.	Ongoing	2011	Razeh	Water	206,340	203,741	837	7,000
3	Qaradh Rainwater Harvesting, Thuwaib Al O'lya Sub-district, Haydan, Sa'ada.	Ongoing	2011	Haydan	Water	227,250	302,099	873	4,800
4	Construction of Al Ghamrah Rainwater Harvesting Reservoir, Qataber Aal Thabet, Sa'ada.	Ongoing	2011	Qataber	Water	195,761	6,693	780	7,300
5	Construction of Two Rainwater Harvesting Reservoirs at Alat Al Ghozzi and Bani Soodah, Thuwaib Assofla, Haydan, Sa'ada	Ongoing	2011	Haydan	Water	312,023	389,965	1,196	11,950
6	Rainwater Harvesting of Al Sharafah-Al Hajlah, Razeh, Sa'ada.	Completed	2011	Razeh	Water	133,700	126,077	306	3,800
7	Two Rainwater Harvesting Reservoirs for Al Raqa'ah Village, Alat Al Ghamr, Saqain, Sa'ada.	Ongoing	2012	Saqain	Water	151,500	163,903	584	3,500
8	Rainwater Harvesting Reservoirs for the Villages of Al Ghawl, Al Manzel Al Masheeb, Al Hayfah and Al Hajarah, Bani Seyah, Razeh, Sa'ada.	Ongoing	2012	Razeh	Water	334,500	333,554	1,383	9,500

No.	Project	Project Status	Year of Approval	District	Sector	Estimated Cost in USD	Actual (Contracted) Cost in USD	Direct Beneficiaries	Short-term Labour (٢)
9	Construction of Rainwater Harvesting Reservoir for Mahrabah and A'rabah, Al Jarhah Villages, Saqain, Sa'ada.	Ongoing	2012	Saqain	Water	155,500	177,049	600	4,500
10	Construction of Rainwater Harvesting at Alat Al Waleed, Alwawar, Shadda'a Sa'ada.	Completed	2012	Shadda'a	Water	146,210	141,984	456	3,000
11	Rainwater Harevesting at Thahr Mansoor – Ghaferah, Al Thaher, Sa'ada.	Ongoing	2012	Al Thaher	Water	129,098	152,762	347	2,940
12	Rainwater Harvesting for Al Qahrah, Al Qa'ood and Sabiqah Villages, Ghaferahm Al Thaher, Sa'ada.	Ongoing	2012	Al Thaher	Water	347,965	380,724	1,431	8,715
13	Rainwater Harvesting for Al Shoomyah, Al Masna'ah, Al Mahrath, Saht Al Adan and Need Al Ghari Villages, Al Rahmanen, Ghamr, Sa'ada.	Ongoing	2012	Ghamr	Water	192,480	176,693	1,207	4,560
14	Rainwater Harvesting for E'rwan Village, Aal Masood, Menabbeh, Sa'ada.	Ongoing	2012	Menabbeh	Water	167,000	1,125	650	3,800
15	Rainwater Harvesting for Jalha'a Al Sharqi Village, Jalha'a, Menabbeh, Sa'ada.	Ongoing	2013	Menabbeh	Water	314,640		1,096	7,900
16	Rainwater Harvesting for Qellat Al Maghmar Village, Menabbeh, Sa'ada.	Ongoing	2013	Menabbeh	Water	210,000		762	5,200

No.	Project	Project Status	Year of Approval	District	Sector	Estimated Cost in USD	Actual (Contracted) Cost in USD	Direct Beneficiaries	Short-term Labour (٢)
17	Rainwater Harvesting for Al Maslamah and Need Al Rakow Villages, Aal Yazeed, Menabbeh, Sa'ada.	Ongoing	2013	Menabbeh	Water	236,400		1,129	6,200
18	Rainwater Harvesting for Aal Zabeyah Village, Bani Rabe'ah, Razeh, Sa'ada.	Ongoing	2013	Razeh	Water	267,000	788	874	7,600
19	Rainwater Harvesting for Gharbi Sha'aban Village, Sha'aban, Razeh, Sa'ada.	Ongoing	2013	Razeh	Water	371,000		1,100	10,000
20	Rainwater Harvesting for Qarhaw Village, Bani Was, Saqain, Sa'ada.	Ongoing	2013	Saqain	Water	168,000	688	453	4,800
21	Rainwater Harvesting at Al Thahrat, Al Azhoor, Razeh, Sa'ada.	Ongoing	2013	Razeh	Water	233,100	724	696	6,500
22	Rainwater Harvesting for Alat Al Hareth and Alat Mayser, Thuwaib Al O'lya, Haydan, Sa'ada.	Ongoing	2013	Haydan	Water	162,000	831	441	4,600
23	Rainwater Harvesting for Arreqah Village, Walad Nawwar, Haydan, Sa'ada.	Approved	2013	Haydan	Water	388,000		1,218	11,000

Table (9) SFD's Ongoing and Completed Cash for Work CFW for the Period of 2012-2013

No.	Project	Project Status	Year of Approval	District	Sector	Estimated Cost in USD	Actual (Contracted) Cost in USD	Direct Beneficiaries	Short-term Labour (٢)
1	Rehabilitation of Sa'ada Old City Walls.	Ongoing	2012	Sa'ada	Cash for Work	465,000	444,543	2,800	43,500
2	Construction of Reservoirs, the Improvement of Roads and the Removal of Harmful Plants in Al Jabhah and Tallan Villages, Thuwaib Assofla, Haydan, Sa'ada.	Ongoing	2013	Haydan	Cash for Work	551,000	538,714	2,753	45,587
3	Rehabilitation of Shaheed Al Halisi Park in Sa'ada City.	Ongoing	2013	Sa'ada	Cash for Work	160,660	145,762	254	10,196
4	Pavement of Street Sides and Inlanes of Sa'ada City.	Ongoing	2013	Sa'ada	Cash for Work	587,909	575,945	993	39,753

Table (10) SFD's Completed Environmental Projects in 2012

No.	Project	Project Status	Year of Approval	District	Sector	Estimated Cost in USD	Actual (Contracted) Cost in USD	Direct Beneficiaries	Short-term Labour (٢)
1	Training and Qualification of Consultants to Implement Health and Environmental Awareness Campaigns – Sa'ada.	Completed	2012	Sa'ada	البيئة	13,038	8,481	2960	352

Table (11) SFD's Ongoing Training Activities for the Period from 2012-2013

No.	Project	Project Status	Year of Approval	District	Sector	Estimated Cost in USD	Actual (Contracted) Cost in USD	Direct Beneficiaries	Short-term Labour (٢)
1	Capacity Building for Five Private Associations in Sa'ada Governorate, 2012.	Ongoing	2012	Sa'ada	Training	13,641	15,288	60	48
2	Qualification of Trainers in Administration and Information as a Component within the Institutional Development Program for the Sa'ada Governorate's Council, Second Phase.	Ongoing	2012	Sa'ada	Training	11,605	11,511	22	55
3	Training of Local Authority Leaders related to the Concepts of Development, including Legal and Administrative Aspects. Sa'ada Governorate.	Ongoing	2013	Sa'ada	Training	13,540	11,980	72	80

Table (11) illustrates the training and projects carried out by Social Fund for Development

No.	Project Name	Project Status	Year approval	Location	Main Sector	Estimated Cost	Contracted by dollar	Direct beneficiaries	Number of Temporary employment
1	Capacity building for five NGOs	Finished	2012	Sa'ada	Training	13,641	15,288	60	48
2	Qualify of trainers in administrative and information management related subjects.	Finished	2012	Sa'ada	Training	11,605	11,511	22	55
3	Training for focal authority in the developing concepts of legal and administrative aspects.	Finished	2013	Sa'ada	Training	13,540	11,980	72	80

(4) Assistance provided by Sa'ada Construction Fund during 2013

District	Private Institutions				Public Institutions								Total
	Houses	Farms	Economical	Others	Schools	Health	Police	Court	Governmental	E. Guide	Mosques	Others	
Sahar	2977	1453	0	15	21	0	0	0	0	0	85	1	4552
	2176	274	0	5	15	2	1	0	0	0	58	3	2534
Assafra	1969	530	0	1	13	3	1	0	0	1	59	2	2579
Razeh	1105	1	50	7	26	2	0	1	1	0	37	8	1238
Kutaf	46	0	0	1	1	0	0	0	0	0	1	0	49
Ghamer	156	0	1	1	7	1	2	1	0	0	7	2	178
Gutaber	63	2	0	0	8	0	0	1	1	1	0	3	79
Aldhafer	1009	40	132	752	24	5	1	1	1	0	51	8	2024
Shada	272	0	62	17	8	3	2	0	1	0	14	8	387
Sagein	356	1	0	0	8	2	1	0	0	1	27	0	396

Heidan	1524	12	0	54	24	4	1	0	0	0	97	1	1717
Sa'ada	847	0	0	0	11	1	0	0	0	0	23	8	890
Minbah	21	0	0	0	6	0	1	0	0	0	0	2	30
Total	12521	2313	245	853	172	23	10	4	4	3	459	46	16653

Office of environment in Sa'ada: Needs overview

No.	Project name	Activity	Needs	Justification	Areas / Locations
1	Cleaning campaign Environmental clearing	Cleaning campaign awareness	Workers, cars supervisors, cleaning items & materials.	Spread of disease, esp. for children, women and marginalized groups	Sa'ada city main markets
2	Strengthen the social partnership to protect the environment	Awareness	training courses++	Weak environmental consciousness	Sa'ada- Sahar Majz- Assafra
3	Improving the sanitation in rural areas	Environmental clearing	Qualifying training preparations	Epidemics spreading disease	Sahar – Ghamer- Razah- Aldhaher- Shada
4	Controlling the invasive Cactus trees	Research, cash for work, awareness	Qualifying training - preparations	Invading the planetary coverage and helping the citizen	Hedan- Aldhaher- Shada- Razah
5	Fighting desertificaion	plantation	Qualifying training - preparations	Keepingthebioticdiversity	All provinces
6	Reducing landslides	Environmental disaster	Qualifying training - preparations	Handling and reducing the problems before it happens	Mountainous provinces

7	Environmental educating	Environmental educating + educating center	Qualifying training - preparations	Elevating the environmental consciousness some of citizens	All provinces
8	Biotic diversity	National parks	Qualifying training - preparations	Keeping the biotic diversity for existing rare animals and trees about to extinct and announcing it as a national parks	Menbah– Gotaber Bagem- Mujez
9	Pollution resources	Collecting Data	Qualifying training - preparations	environment protection- stopping pollution	Sa'ada- Sahar Mujez- Assafra-

Most important needs of training courses and workshops for general administration of environment

no	activity	Goals	commissions	Aimed at	Number of activities	Period	Funded by
1	Safely use of insect killer	Educating on Safely use of Chemical Substance	Environment protection office Saadh governorate	Farmers- Farming associations- Chemical Substance Merchants	2	Jan.2014	8071.74\$
2	Environmental pollution and its effect on public health	Educating on pollutions and its effect and fighting it	Environment protection office Saadh governorate	Educators Housewives- environment Clubs – social workers	2	Feb.2014	8071.74\$
3	Basic concepts of social work and strengthen	Educating on the importance of the social role protecting the environment	Environment protection office	Farmers- associations of water users-	2	March. 2014	8071.74\$

no	activity	Goals	commissions	Aimed at	Number of activities	Period	Funded by
	the environmental safety and public health	Strengthen the social role helping in the public safety health					
4	About social interpose in protecting the environment	Educating the society about the interpose of the society in public environmental health -traning them on the right planning to preserve the environment	Environment protection office Saadh governorate	Association – schools- farmers- local councils	2	April 2024	8071.74 \$
5	Tips in our religion and the role of mosques	Stabilization the religious teachings in the fields of water and environment and	Environment protection office Saadh governorate	Mosque preachers – religious men representative	2	May 2014	8071.74 \$

no	activity	Goals	commissions	Aimed at	Number of activities	Period	Funded by
	preachers	pushing them to take religious responsibility in educating					
6	About communication skills and working with local society rules and Legislation	Strengthen the communicating and communication with local societies towards the environmental issues Developing the social communication	Environment protection office Saadh governorate	The effected and the immigrants	2	June 2014	8071.74 \$
7	Reducing in the usage of house water	Educating the house wives to keep the environment and water safe	Environment protection office Saadh governorate	Farmers-associations of water users-	1	July 2014	4035.87\$

no	activity	Goals	commissions	Aimed at	Number of activities	Period	Funded by
		The role of the woman in protecting the environment		Housewives			
8	Evaluating environmental effect	Educating on importance of environment Laws and rules policies compulsory to apply the effects of the environment	Environment protection office Saadh governorate	Engineers and the specialist Members of the local council	1	August 2024	4035.87\$
9	Environmental clearing		Environment protection office Sa'ada governorate		2	Sept.2014	8071.74 \$

no	activity	Goals	commissions	Aimed at	Number of activities	Period	Funded by
		Educating in elements of environmental clearing		Members of environmental associations			
10	Strengthen the environment safety and public health for society citizens of special needs	Training and educating on safety way in the governorate about public health for citizens strengthen the role of environmental associations in the aimed areas	Environment protection office Saadh governorate	The educators – leaders- house-wives environmental clubs	2	Oct.2014	8071.74\$
11	Seminars-lectures – Radio program-	The whole environmental educating	Environment protection office	All society	Project period	All the year	8579\$

no	activity	Goals	commissions	Aimed at	Number of activities	Period	Funded by
	leaf- brochures- newspaper articles						

Conditions of beneficial from the agricultural and beastly project for poor,disabled, and widows- Alamel Association

no	Area	Poor-males	Poor-females	Disabled-males	Disabled-females	widows	Orphans-males	Orphans-female	Orphan-crippled-males	Orphan-crippled-females	mentailists-males	mentailists-females	and the deaf-males	and the deaf-females	families- unknown	families- returned -males	returned -females	total
1	Walba Gov.Addaher) Last (40	6	2	1	22	-	-	-	-	-	-	-	-	-	-	-	71
2	Gov.Addaher2 50 Case	157	4	19	6	44	4	-	-	8	3	3	2	-	deaf	-	-	250
3	Gov.Haidan Ozla Meran	-	14	-	-	142	-	-	-	-	-	-	-	-	-	-	-	156

4	Heidan Gov.Ozla Aljumaa	13	10	-	-	68	-	-	-	-	-	-	-	-	-	-	-	-	91
5	Heidan Gov.Ozla Dhueib	-	-	-	-	122	-	-	-	-	-	-	-	-	-	-	-	-	122
6	Haidan Gov.Province Center	13	7	3	1	39									2	3	6	5	79
Total		223	41	24	8	437	4	-	-	8	3	3	2		2	3	6	5	769

Projects and distribution areas for aimed families- Alamel Association

no	Project name	maran	duweib	Heidan Almadenah	Jumaat Bin fadhel	Aldaher. First Stage . 250 persons	Wabelah. Second Stage. 72persons	total
1	Goats	103	112	34	35	230	71	585
2	Sewing	30	8	20	12	0	0	70
3	Female clothing shops	20	0	11	26	0	0	57
4	Honey	2	1	4	1	20	0	28
5	Gas stores	1	1	10	17	0	0	29
Total		156	122	79	91	250	71	769

LIST OF TABLES

Table	Page No.
Table (1) Population Estimates by Sex	8
Table (2) Estimated Population Figures by Sex and Age Group	9
Table (4) Districts, Population, Area and Population Density	9
Table (5) Poverty Rates	10
Table (6) Number of schools with damage inflicted by wars according to the executive council's survey	14
Table (7) Health facilities that sustained damage by wars according to the survey of the Executive Council of Sa'ada Governorate	20
Table (8) Damaged water management structures according to the survey of Sa'ada's Executive Council	24
Annex I: Data Tables	64
Table (1) Poverty Rate and Urban-Rural Status in Sa'ada Governorate	64
Table (2) Poor Population of Sa'ada by Urban-Rural Status	64
Table (3) Extremely Poor Population	64
Table (4) Estimates of the Needy Population	64
Table (5) Severe Acute Malnutrition among Boys, Girls and Pregnant and Lactating Women	64
Table (6) Number of IDPs and Returnees in Sa'ada Areas	65
Table (7) Total Assistance Provided in 2013 by Social Care Fund in Sa'ada at District Level	65
Table (8) Total Assistance Provided for 2010-2012 by Social Care Fund in Sa'ada at District Level	65
Table (9) Number of Associations, Unions and Syndicates in 2011 and 2012	66
Table (10) Registered Investment Projects at the General Investment Authority – Sa'ada Branch for the Years from 2010-2012 (in million Yemeni Rials)	66
Table (11) Total Values of Exports, Imports and Re-Exports through Sa'ada's Land Ports for 2010 and 2011 (in thousands Yemeni Rials)	66
Table (12) Sa'ada's Agricultural Production Data for the years from 2010 to 2012	67

Table	Page No.
Table (13) Livestock Data	67
Table (14) Livestock Ownership by Type including Poultry and Beehives for 2012 by Sa'ada Districts	67
Table (15) Area of Cultivated Lands in Sa'ada for 2011 and 2012	68
Table (16) Volumes of Agricultural Crops Production in Sa'ada for 2011 and 2012 (in tons)	69
Table (17) Value of Sa'ada's Agricultural Crops at Current Prices for 2011 and 2012 (in thousands Yemeni Rials)	70
Table (18) Education Indicators	71
Table (19) Number of Students by Sex and Education Level (Public and Private Schools)	72
Table (20) Households and Individuals who have Disabilities or Suffer Chronic Diseases – HBS Results	72
Table (21) Main Health Indicators for 2011 and 2012	73
Table (22) Communicable and Other Diseases that have been reported by Health Institutions during 2012 by District	74
Table (23) Number of Structures and Buildings by Type in Sa'ada Governorate – 2010-2012 Projections	75
Table (24) Distribution of Dwellings by Tenure Status – 2010 to 2012 Projections	75
Table (25) Distribution of Dwellings in Sa'ada Governorate by Sanitation Facilities – 2009 to 2012 Projections	75
Table (26) Distribution of Dwellings in Sa'ada Governorate by Main Source of Lighting – 2010-2012 Projections	75
Table (27) Distribution of Dwellings in Sa'ada by Source of Water Supply – 2010 to 2012 Projections	76
Table (28) Number of Yemeni Domestic Tourists by Months for the Years from 2010 to 2012	76
Table (29) Electric Power Generation Capacity and the Amounts of Energy Produced, Transmitted and Sold by Sa'ada's Main Power Stations for the Years 2010 to 2011	76
Table (30) Main Power Station Revenues and Subscribers for the Years 2010-2012	77
Table (31) Quantities of Petroleum Products Allocated for Sa'ada during the Years from 2010-2012	77
Table (32) Liquid Petroleum Gas (LPG) Products Allocated for Sa'ada by Month for 2012	77
Table (33) Water Production and Consumption; the Number of Subscribers and Beneficiaries from Water Services in Sa'ada and Per Capita Water Use during the Years 2010-2012	78
Table (34) Number of Water Dams and Wells in Sa'ada 2011 and 2012	78

Table	Page No.
Table (35) Main Telecommunications and Information Technology Indicators	78
Table (36) Activated Phone Numbers for Cellular Networks by Mobile Service Provider 2010-2012	79
Table (37) Number of Subscribers to Different Means of Communication for the Period from 2010-2012	79
Table (38) Main Indicators for Culture and Information for the Years 2011 and 2012	79
Table (39) Numeric Distribution for Civil Servants including Judges and Judicial Staff and the Staff of Public and the Mixed Public-Private Sectors for the Years 2010-2012	79
Table (40) Distances from the Governorate's Capital to Other Districts of Sa'ada	80
Table (41) Numeric and Percent Distribution for Civil Servants including Judges and Judicial Staff and the Staff of Public and the Mixed Public-Private Sectors for the Years 2010-2012 by District and Sex	80
Annex II. The Executive Council's Survey for the Required Interventions and Projects	81
Health Sector Priorities According to the Executive Council's Survey:	81
Water Sector Priorities as Identified by the Executive Council	85
Education Sector Priorities as Identified by the Executive Council	88
Education Sector Priorities as Identified by the Executive Council (continued)	93
Annex III. SFD's Ongoing and Completed Projects during the Period from 2010 till 2013	103
Table (1) SFD's Ongoing and Completed Projects in the Education Sector for the Period of 2010 - 2013	103
Table (2) SFD's Ongoing and Completed Institutional Capacity Building Activities for the Period from 2011 - 2013	110
Table (3) SFD's Completed and Ongoing Projects in the Agricultural Sector for 2013	111
Table (4) SFD's Ongoing and Completed Projects in the Health Sector for the Period from 2011-2013	112
Table (5) SFD's Ongoing and Completed Road Projects for the Period from 2011 - 2013	113
Table (6) SFD's Ongoing and Completed Projects for the Disabled During the period from 2010 - 2013	115
Table (7) SFD's Ongoing and Completed Cultural Heritage Projects for the Period from 2010 - 2013	116
Table (8) SFD's Ongoing and Completed Water Projects for the Period from 2011-2013	117
Table (9) SFD's Ongoing and Completed Cash for Work CFW for the Period of 2012-2013	120

Table	Page No.
Table (10) SFD's Completed Environmental Projects in 2012	120
Table (11) SFD's Ongoing Training Activities for the Period from 2012-2013	121

Sources

No.	Reference
1.	Comprehensive Food Security Survey 2014, WFP & UNICEF
2.	Theoretical Study: Evaluation of a multi-dimensional livelihoods in conflict-affected areas working group sustainable livelihoods and job creation in June 2012 to support the shared vision of the United Nations to support the transition process in Yemen, which in turn support the Government of the transitional program in Yemen, UNDP
3.	Report to the UN High Commissioner for IDPs (UNHCR) - 12/16/2013
4.	Office of the Central Bureau of Statistics in the governorate - Annual Statistical Bulletin 2012.
5.	Family budget survey of 2004/2006
6.	livestock monitoring report, 2014, Sa'ada
7.	Assessment Study CARE Yemen, Ways of living in the border areas, in the province of , prepared by the Advisory Helen Lackner -18/11 / 2011
8.	General Director of the Office of Agriculture in the province of Sa'ada
9.	The joint report of the Joint Group of: UNICEF, UNHCR, WHO, Office for the Coordination of Humanitarian Affairs, the protection of children "12-13 / 11/2013
10.	Report Dr. Ahmed Saleh Wadi director of Dammaj Hospital on 31/10/2013 until the date of 05.11.2013

11.	Evaluation Unit and the follow-up organisation ACTED Yemen: September 2013
12.	Social Fund for Development
13.	Executive Board in Sa'ada province
14.	UNDP Mission Report to assess the damage to the health-care units 1/2012
15.	The report prepared by the Organisation for Childhood Protection in January 2014
16.	The Report of the Office of the Coordination of Humanitarian Affairs - October 2013
17.	Wethaq Foundation report of civil directed
18.	A survey prepared by both the Office of the UN High Commissioner for IDPs, and the Danish IDP Council in 2011.