

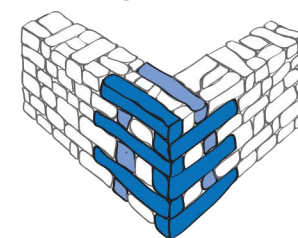



#3 : TIE YOUR HOUSE TOGETHER WITH TIESTONES

Tiestones (including throughstones and cornerstones) hold your walls together and reduce the risk of walls collapsing or peeling apart.


CORNERSTONES

Cornerstones strengthen your walls and help reduce the risk of corner collapse. Use them on every corner in your building.

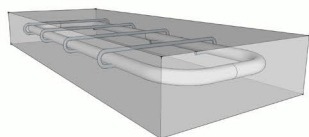


TIESTONE MATERIALS

Choose strong materials for use as tiestones.



Select long flat stones for use as tiestones. Shape stones with a tool if needed.



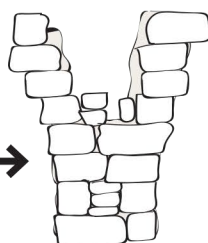

Reinforced concrete tiestones



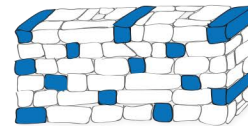
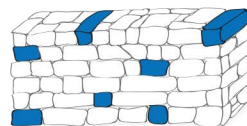
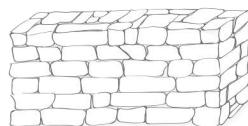
Timber Dowel tiestones

THROUGHSTONES

Throughstones help prevent your walls from peeling apart.



Carefully select long and flat throughstones. Make sure they span the thickness of the wall.



weak

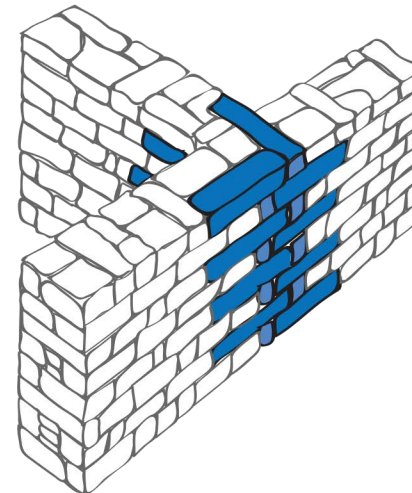
Use throughstones at maximum 2 foot vertical and horizontal spacings.



strong

TIESTONES AT WALLS

Tie your walls together, otherwise they can easily collapse.



Government of Nepal
Ministry of Urban Development
Department of Urban Development
and Building Construction



Shelter Cluster Nepal
ShelterCluster.org
Coordinating Humanitarian Shelter

KEY MESSAGE
NUMBER #3 OF 10
DRAFT- 03/NOV/2015