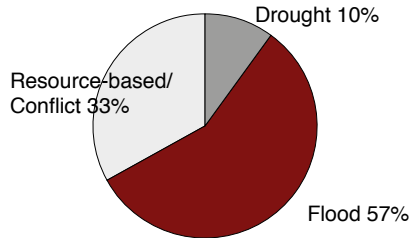


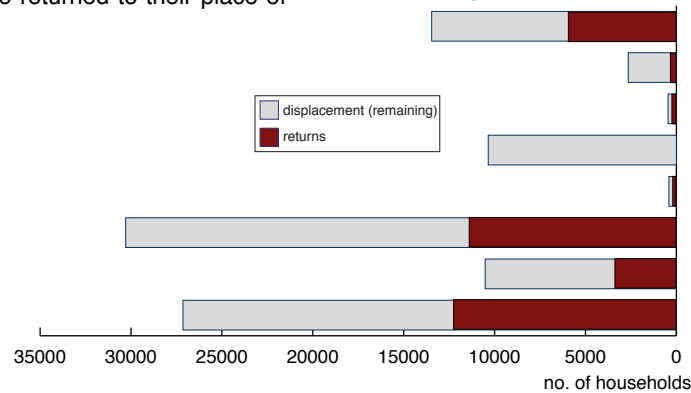
DISPLACEMENT

In June 2016, 295,917 persons (53,803 households) are displaced as the result of el Nino*, while 335,591 persons have returned to their place of origin following receding flood water.

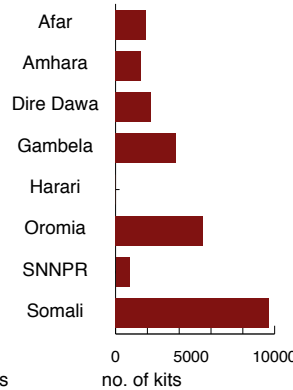
Cause of Displacement



New Displacement and returns by Region (Jan-Jun 2016)



Distribution by Region (emergency shelter)



WHAT IS IN A KIT**

Emergency Shelter	2 Tarpaulin (shelter grade) 1 Rope (6mm x 20m)	
Household NFI	Bedding	2 Sleeping Mat 2 Blanket 2 Mosquito Net
	Kitchen Set	1 Cooking Pot 1 Kettle 1 Washing basin 1 Cooking ladle 2 Cup 2 Plate 2 Jerry can (10L) 1 Jerry can (20L) 10 Soap

DISTRIBUTION

Since the beginning of 2016, 25,574 emergency shelter kits and 22,303 NFI kits have been distributed in 6 regions across the country.

FUNDING

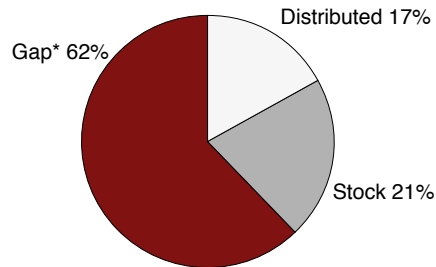
The Cluster is currently 48% funded, having received \$11.8 million of the \$24.4 requested in the revised 2016 HRD.



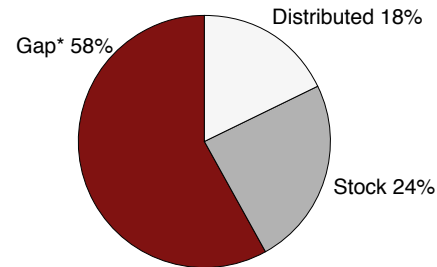
STOCK & PIPELINE

Based on existing capacity and the expected increase in need to response to Meher flood, the current stock of emergency shelter and NFIs are expected to last until the end of October, providing support to less than 40% (56,500 kits) of those targeted in the 2016 HRD.

Distribution, Stock and Gap

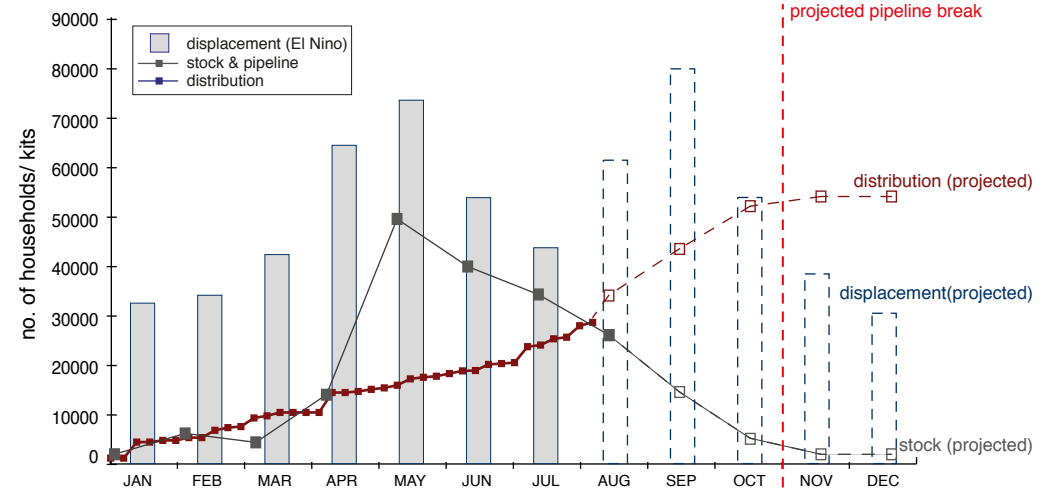
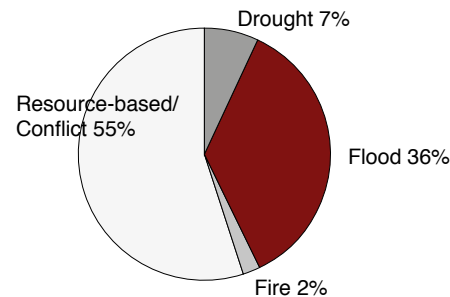
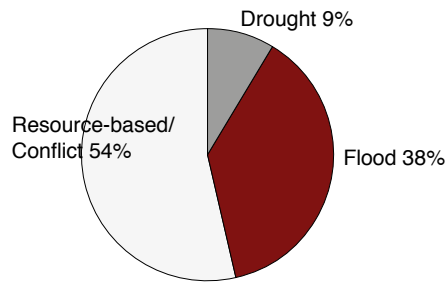


Emergency Shelter Kit



NFI Kit

Distribution by cause of displacement



* The figures do not include protracted displacement (for more information, please see MIDU)
* based on 150,000 household targeted in 2016 HRD
** For more detailed kit definition, please see www.sheltercluster.org/response/ethiopia

data source:
Displacement figures: MIDU and Meher Contingency Plan 2016
Distribution, Stock & Pipeline: Emergency Shelter & NFI Cluster