

Left: Hygiene kit Distribution in Rural Damascus - Qalamoun, credit: Oxfam.

Right: Winterization Distribution in Khan Arnaba, Quneitra credit: EPDC.

NEED ANALYSIS

- **2021 HNO:** 13.4 million people are estimated to be in need of humanitarian assistance with 2.6 million people in need of NFI support, an 8.5% increase from 2020.

RESPONSE

- **Coordination:** Two sector meeting were held in Q4 and focused on implementation challenges, winterization planning and response, and 2021 progress to date.
- **2022 HPC:** The HNO 2022 was completed, presented to partners and sub-national focal points, after which feedback was received and incorporated. The HNO and HRP chapters for 2022 were drafted and submitted.
- **Winter Update:** 2.5 million individuals are in need of winter assistance across the country with a Syria Hub sector target of 1.88 million & a current funding gap of approximately USD 60 million. NFI partners continued to deliver winter assistance to high elevation areas. As of end of December, over 124,706 households have been reached.
- **SHF update:** SHF launched its 2nd standard allocation of 2021 on 24 Oct, the total allocation was USD 20 M while the NFI envelope: USD 4.2 M. the vetting committee was established & convened on 8 & 9 Nov, 16 projects were vetted and funding recommendations were provided.
- **Sector Post Distribution Monitoring:** The NFI sector is moving toward standardization of NFI PDMs. The objective of this exercise is to obtain timely feedback on the quality, sufficiency, utilization and effectiveness of the NFI assistance provided to evaluate current and inform future NFI programming.
- **GAPS / CHALLENGES**
 - The inflation rate continues to pose challenges to partners particularly in procuring items.
 - Based on Post Distribution Monitoring, beneficiaries have reported concerns over the quality of items and delayed distribution of seasonal items.
 - Access and safety continue to be challenges in some parts of the country as well as partner capacity and funding.

KEY FIGURES

21
Sector partners
2.6M / 1.4M
People in need / targeted

TOTAL BENEFICIARIES

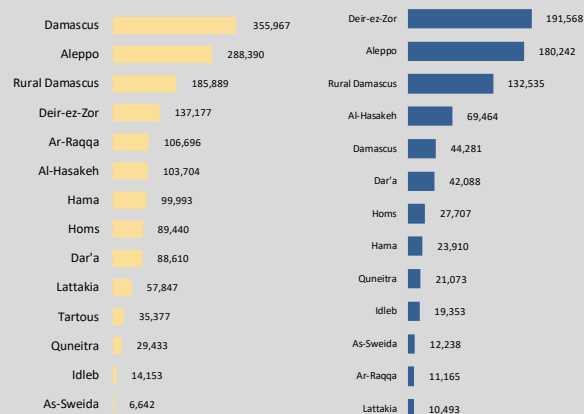
PEOPLE WHOSE NEEDS WERE ADEQUATELY MET FOR RECEIVING MORE THAN 3 CORE NFI (45% OF THE 2.9M TOTAL TARGET PEOPLE IN NEED OF NFI IN SYRIA)

PEOPLE WHO RECEIVED AT LEAST 1 SUPPLEMENTARY ITEM (61% OF THE 2.9M TOTAL TARGET PEOPLE IN NEED OF SUPPLEMENTARY NFI IN SYRIA)


CORE ITEMS
1,599,318

SUPPLEMENTARY
786,117

TOTAL BENEFICIARIES BY GOVERNORATE



FUNDING Total funding required **217.3 USD Million**



*Sector fund as of Q4 is about 73M, Winter fund as of December is about 60M, total secured is 133M

SECTOR TEAM – Syria Hub

National Coordinator - Bobbie Francis Baker
bakerb@unhcr.org / +963 (0) 998760826

National Co-Chair – Tammam Muhrez (SARC)
tammam.muhrz@sarc-sy.gov / +963 11 3327691

Technical Coordinator – Zina Alkhiami
zina.khiami@unhcr.org / +963 930403222

Information Management Associate - Muhammad reda Habib
habibmu@unhcr.org / +963 (0)993 346 458

Country page on ShelterCluster.org:
<https://www.sheltercluster.org/response/syria-hub>



1,599,318

People assisted with CORE NFIs



786,117

People assisted with seasonal & supplemental NFIs



2,385,435

Total people assisted

21

No of sector Partners

NFI SECTOR GEOGRAPHICAL COVERAGE

No. of Governorates

14

No. of Sub districts

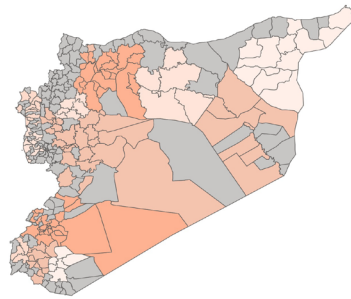
143

No. of Communities

475

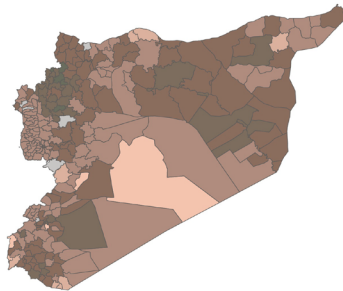
TOTAL PEOPLE REACHED (INDIVIDUALS) BY SUB DISTRICT

Governorate	NFI	Individuals reached
As-Sweida	13,830	18,880
Idlib	49,924	33,506
Tartous	70,880	35,377
Lattakia	153,720	68,340
Damascus	174,122	400,248
Dar'a	180,947	130,698
Homs	227,660	117,147
Quneitra	274,548	50,506
Hama	288,610	123,903
Al-Hasakeh	381,008	173,168
Deir-ez-Zor	416,858	328,745
Ar-Raqqa	454,053	117,861
Rural Damascus	610,737	318,424
Aleppo	879,690	468,632
Grand Total	4,176,587	2,385,435



NFI SECTOR SEVERITY BY SUB DISTRICT

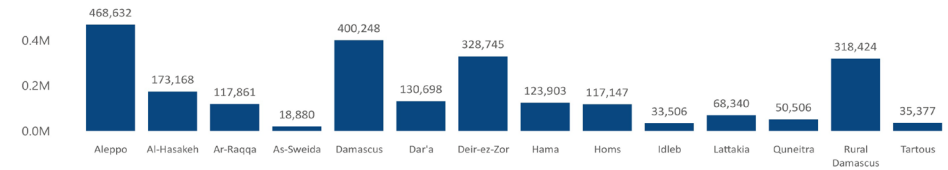
- Severity
- 0
 - 1
 - 2
 - 3
 - 4
 - 5



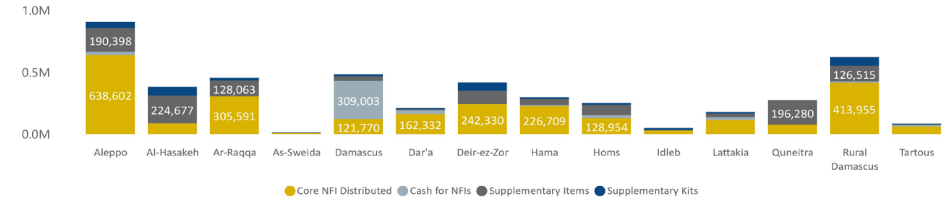
NFI DISTRIBUTION BY TYPE



PEOPLE REACHED BY GOVERNORATE



NFI DISTRIBUTED PER GOVERNORATE



NFI DISTRIBUTION BY MONTH

