

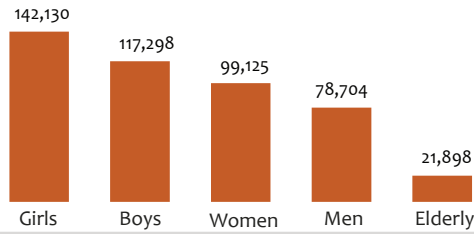
**TOTAL BENEFICIARIES SUPPORTED**

**91,831** HHs **459,155** INDs

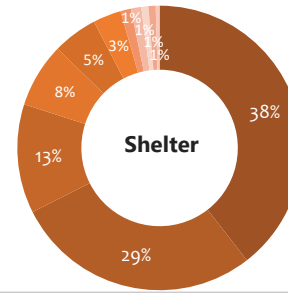
HRP Beneficiaries: 449,635  
Non-HRP beneficiaries: 9,520

52,904(HH) 38,927 (HH)

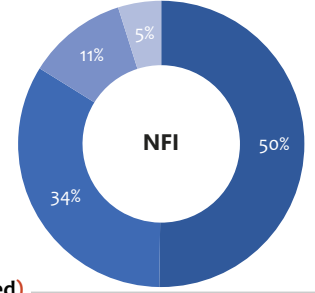
**DEMOGRAPHICS (Indiv)**



- Emergency shelter Kit (distribution)
- Emergency shelter - Bama (construction)
- Housing Repair/Improvement Kit
- Transitional Shelter kit (Distribution)
- Reinforced/Emergency shelter - BAMA model
- Reinforced Shelter - Dikwa model (construction)
- Reinforced Shelter - Bakasi model (construction)
- Transitional shelter (mud housing)
- Cash/Voucher for Rental
- Communal Shelter/Reception Infrastructures
- Permanent Shelter



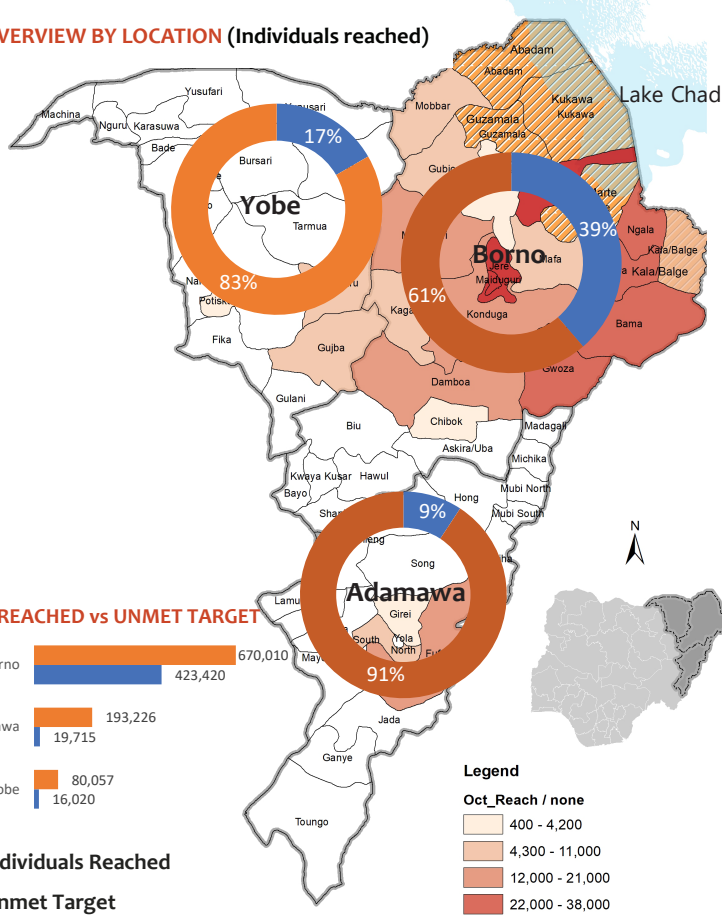
- Improved NFI kit (distribution)
- Standard NFI Kit (distribution)
- NFI Loose Items (Need basis Items)
- Cash/voucher for NFI



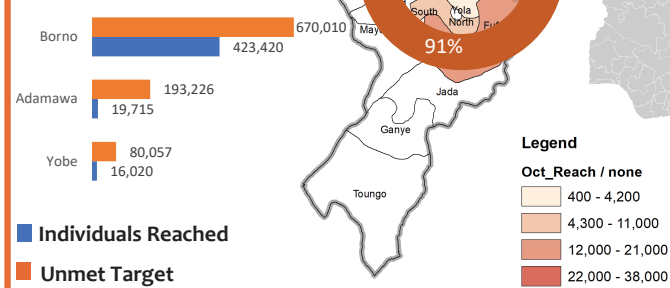
**TOTAL OVERVIEW (Household reached)**

|   |        |
|---|--------|
| Improved NFI kit (distribution)         | 26,567 |
| Standard NFI Kit (distribution)         | 17,791 |
| Emergency shelter Kit (distribution)    | 14,967 |
| Emergency shelter - Bama...             | 11,214 |
| NFI loose items (Need Basis Items)      | 5,967  |
| Housing repair/improvement Kit          | 5,110  |
| Transitional shelter kit (Distribution) | 2,924  |
| Cash/voucher for NFI                    | 2,579  |
| Reinforced/emergency shelter - BAMA     | 1,887  |
| Reinforced shelter-Dikwa model          | 1,186  |
| Reinforced shelter-Bakasi model         | 441    |
| Transitional shelter (mud housing)      | 437    |
| Communal shelter (reception)            | 300    |
| Cash/voucher for Rental                 | 300    |
| Permanent shelter                       | 161    |

**OVERVIEW BY LOCATION (Individuals reached)**



**HRP REACHED vs UNMET TARGET**



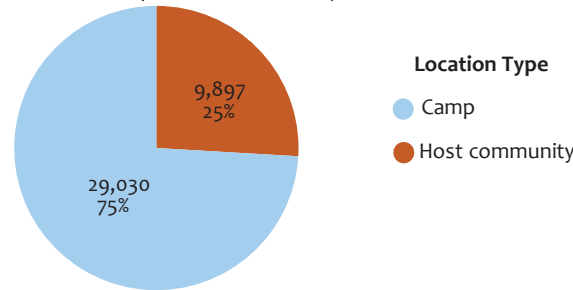
**OVERVIEW BY SECTOR OBJECTIVES AND INDICATORS**

**Objective 1: Ensure sufficient, coordinated and adequate delivery of emergency shelter solutions to respond to the immediate shelter needs of the affected people**  
# of households provided with emergency shelter solutions and support ----- 28,368

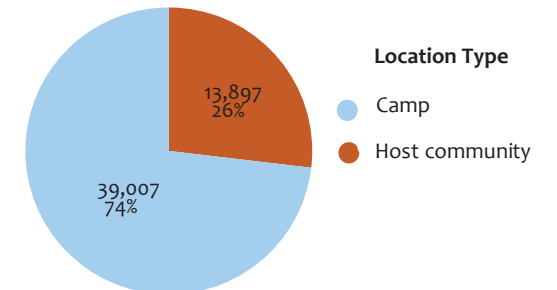
**Objective 2: Deliver reinforced/ transitional shelters and repair assistance to respond to the specific shelter needs of the affected people**  
# of households receiving reinforced / transitional shelter solutions ----- 5,149  
# of households supported with housing repair and improvements interventions ----- 5,110  
# of conditional shelter cash assistance delivered to households in need ----- 300

**Objective 3: Deliver flexible, coordinated, adequate and harmonized NFI kits, (including assessment, distribution and post-distribution monitoring to affected populations)**  
# of households provided with NFI kits (items in-kind or voucher) ----- 50,325  
# of households provided with Cash/Voucher for NFI ----- 2,579  
# of NFI Post Distribution Monitoring conducted and shared ----- 19  
# of Shelter Post Construction Monitoring conducted and shared ----- 11

**SHELTER (Household reached)**



**NFI (Household reached)**

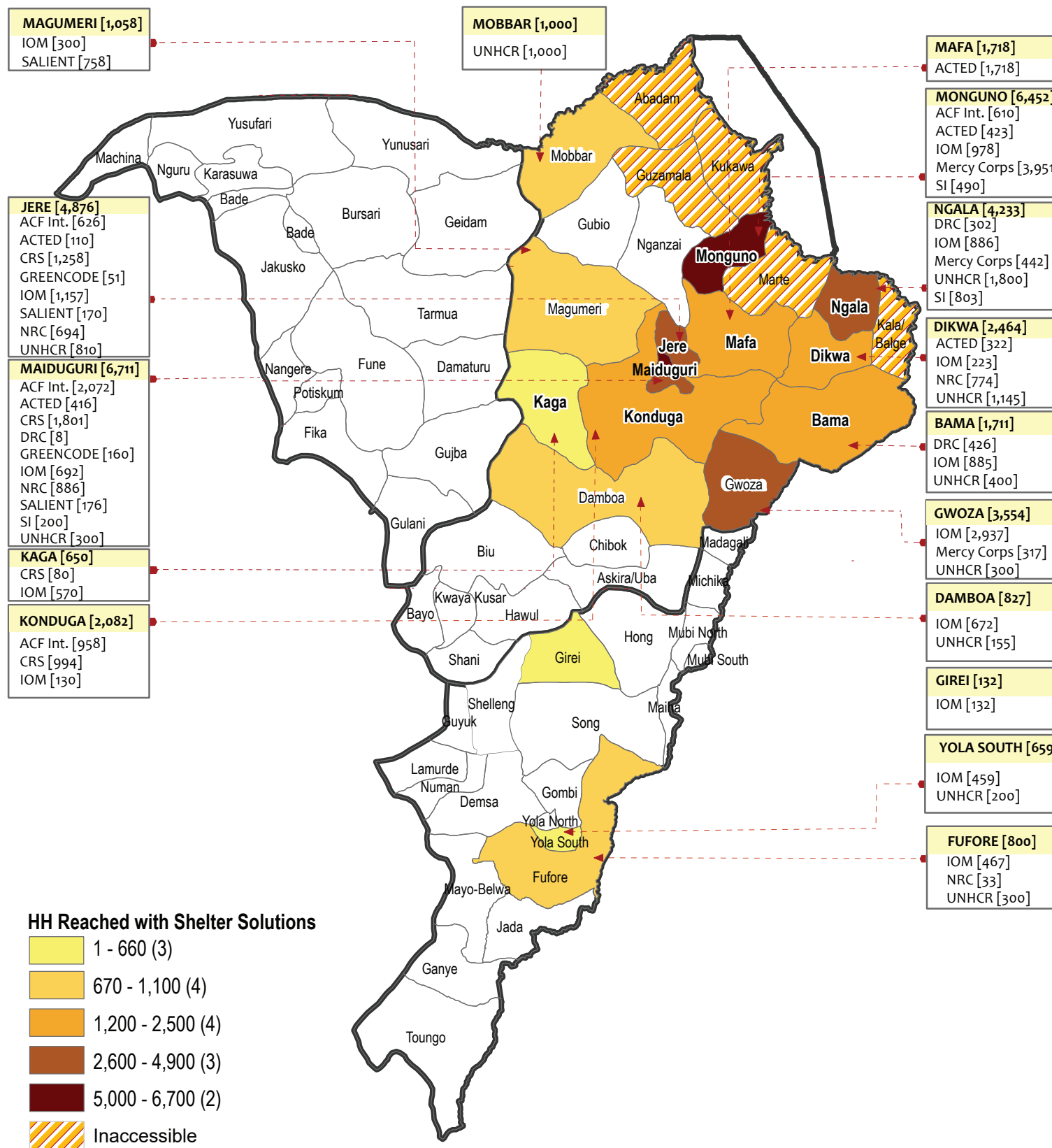


Source/Reporting period : 4W October 2021  
For more information contact: [cccmshelternga@humanitarianresponse.info](mailto:cccmshelternga@humanitarianresponse.info)  
<https://www.humanitarianresponse.info/en/operations/nigeria/shelter-and-nfi>  
<https://www.sheltercluster.org/response/nigeria>





|   |  |  |   |   |                               |
|---|--|--|---|---|-------------------------------|
| <b># of LGAs in Presence</b>  | <b># of Partners Presence</b>  | <b>UN Agencies, Int'l NGOs, Nat'l NGOs</b> |   |   | <b>January - October 2021</b> |
| 16<br><small>Local government areas where partners had carried out shelter activities</small> | 11<br><small>Number of shelter partners presently implementing</small> | 2  | 7 | 2 |                               |



|  |  |  |   |   |                               |
|--|--|--|---|---|-------------------------------|
| <b># of LGAs in Presence</b>   | <b># of Partners Presence</b>                                      | <b>UN Agencies, Int'l NGOs, Nat'l NGOs</b> |   |   | <b>January - October 2021</b> |
| 23<br><small>Local government areas where partners had carried out NFI distribution activities</small> | 10<br><small>Number of NFI partners presently implementing</small> | 2  | 5 | 2 |                               |

