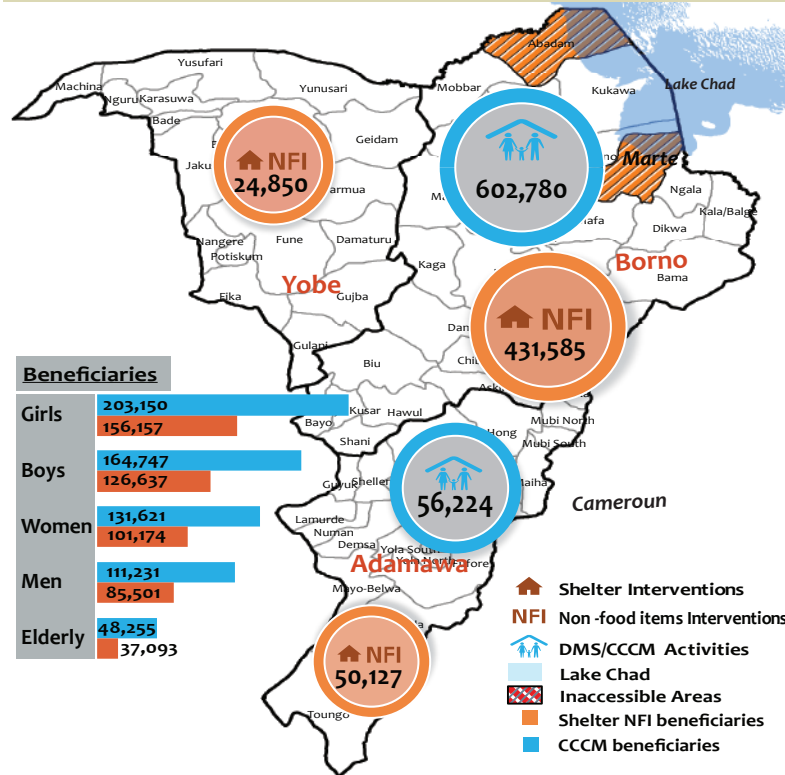


*Response data from the October 4W data collection or the period January – October 2017. Does not include partners outside Humanitarian Response Plan (HRP) 2017.



Key figures (HRP 2017)

Population in Need:	2,300,000
Shelter sector target population:	1,040,000
Funding Required:	\$70.3 Million
People reached by Shelter-NFI Interventions:	506,562
DMS/CCCM sector target population:	800,000
Funding Required:	\$11.6 Million
People supported through DMS/CCCM Interventions:	688,314*1

Response Highlights (2017)

- 23,565 households have received emergency shelters while 7,932 households received reinforced/transitional shelters solutions.
- 70,968 households reached through Improved, basic and complimentary NFI Kits.
- 688,314 individuals have been biometrically registered since January 2017.
- 623 households have been reached through rental assistance.

Overview:
The ongoing conflict in North-East Nigeria has left more than 1.8 million people displaced in almost 2,174 locations across the six most affected states in the region (Displacement Tracking Matrix – DTM RdXIX), including 251 IDP camps and camp-like settings, with 56% of the IDP population being children. 92% of the population (1,571,723 individuals) are displaced in three states (Borno, Adamawa and Yobe). Borno State hosts the majority of IDPs (1,326,445) and camps (201) while Adamawa, and Yobe hosts 140,356 and 104,922 individuals respectively, with 90% of the population in host families. New population movements were recorded in October, with Gwoza recording the highest number of new arrivals (1,749), followed by Kukawa, Ngala and Dikwa (498, 374 and 250 respectively); other locations like Michika and Madagali, in Adamawa, recorded relatively high numbers of departures (Emergency Tracking Tool DTM - reports, October 2017).

Challenges and Gaps – Key highlights from sector partners:

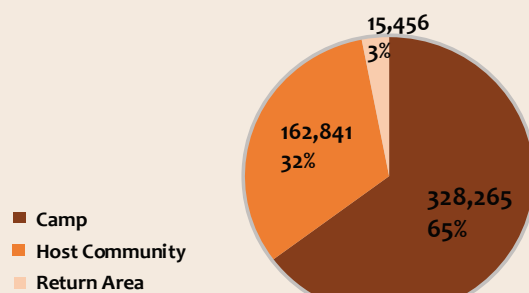
Addressing the needs associated with important shelter needs in camps and host communities, limited reception capacities as well as camps improvements has been constrained by funding limitations, access (i.e. lack of presence in hard to reach and unstable areas), logistics, limited availability of suitable land for new shelter constructions and continued insecurity. Land access is an issue, particularly in LGAs in Borno State, such as Bama, Banki, Ngala, Dikwa, Gwoza and Pulka, preventing the implementation of adequate decongestion strategies. Out of 91 IDP sites assessed during the reporting period through site facilitation partners, 5,801 HH in 26 sites have been identified in urgent need of shelter assistance in Borno State, due to new arrivals, poor condition of makeshift and congestion. More partners and capacities are needed to address the needs of new arrivals, volume of repairs and makeshift replacements, in LGAs like Rann, Monguno, Damboa, Dikwa and Magumeri. In Adamawa, displaced people in host communities within Yola North and South are reported as lacking capacities to pay the rent, housing improvements and shelter repairs in host communities remain important.

Response and Priorities:

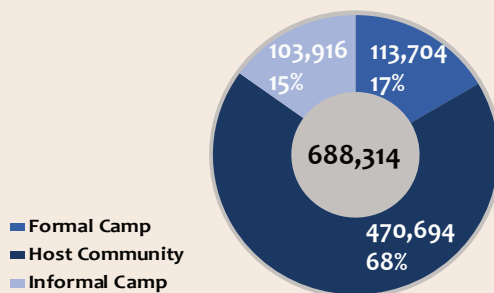
Given the constraint experienced by partners so far, the sector has nonetheless made significant progress reaching 49% of the annual shelter/NFI targets and 83% of CCCM/DMS targets for 2017. As new population influx is being recorded in several locations, the sector continues to provide technical support to partners in site planning, monitoring, contingency and camp coordination, as well as evidence-based information (Severity and Gap Analysis) on areas in need of emergency shelter construction, NFI provision, decongestion and camp management interventions. The sector continues to advocate for more land from the government aimed at decongesting overpopulated sites and working toward the development of the new site in Bama through a coordinated approach. In October, NFI kits and shelter panel of options were being revised to incorporate new feedbacks from beneficiaries and address technical improvements ahead of 2018. Priorities reported by sector partners included the enhancement of rapid response mechanisms and prepositioning / rapid distribution of NFI kits, the provision of shelter kits, emergency shelter response and rental assistance, enhancement of camp management support as well as strengthening of referral mechanisms and information feedbacks mechanisms, mapping of services and site restructuring, such as Rann and Bama GSSS camp.

Since 2017, Emergency and reinforced shelter constructions have been completed in Damboa (3,373), Jere (2,870) Gwoza (2,333) Ngala (2,250), Konduga (1,745), Monguno (1,652), Kaga(1,400), Dikwa (1,204), Bama (1,070), Damaturu (665), Nganzai (500). While ongoing activities were reported in Monguno (2,559), Damboa (2,072), Gwoza (1,558), Bama (1,200), Kala-Balge (1,000), Mobbar (975), Dikwa (680), Kaga (540), Yola North (300), Damaturu (181), Jere (158) as of October 2017. This scale-up is associated with the dry season that has allowed more access for partners. Shelter constructions are also being delivered simultaneously with NFI Kits, which has reached 70,968 households so far. Since January 2017, Shelter/NFI interventions have been provided to 506,562 individuals, while 688,314 individuals are being supported under CCCM/DMS framework, with biometric registration, capacity-building, site facilitation support and site improvements and establishment of Camp Committees. Site facilitation support is provided in 109 camps in Borno (out of 189) and 16 camps in Adamawa (out of 17 sites) for sensitization, needs/gap analysis and to support camp governance and management. Additionally, 688,314 individuals were biometrically registered in 133 locations since January 2017. Since the start of the biometric registration in 2015, 1,108,264 displaced people have been registered in the three most affected states as of the end of October 2017.

Individuals Reached through Shelter - NFI Response by Location



Individuals Reached through Biometric Registration by Location



of Individuals Monitored through DMS/CCCM Activities

# Camps with Site facilitation support	Adamawa: 16 Sites	Borno State: 109 Sites
Biometric Registration of IDPs	688,314	
Site improvement	141,637	16 Sites

*Sources: Shelter & DMS/CCCM sector 5W, Financial Tracking Service (FTS) October, 2017 and DTM Rd XIX. Websites: <https://www.humanitarianresponse.info/en/operations/nigeria/shelter-and-nfi>

1. Please note that this is a snapshot of people reached as of October 2017. This # includes people living in sites receiving site facilitation support

POPULATION TARGETED

1,040,000

BENEFICIARIES REACHED

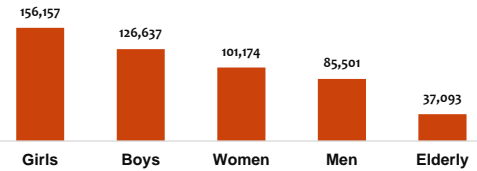
506,562

496,776 220,479

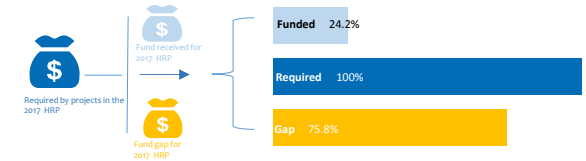
PEOPLE REACHED VS TARGET



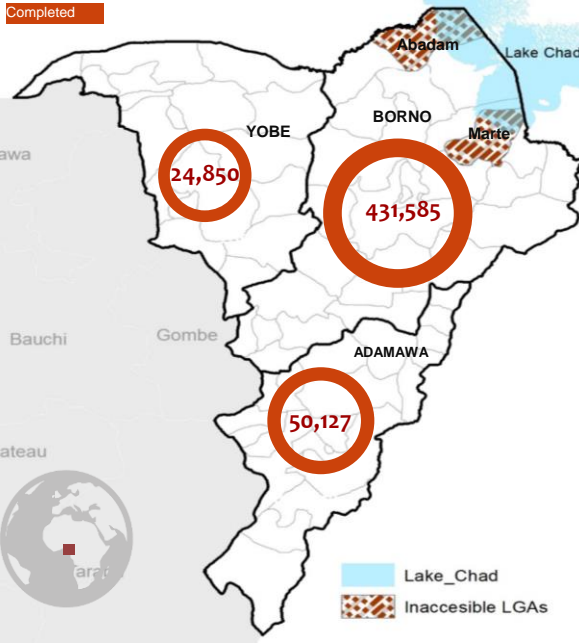
DEMOGRAPHICS



FUNDING (as reported on FTS) ²



OVERVIEW BY LOCATION (Individuals reached)



ES/NFI & DMS/CCCM SECTOR PARTNERS¹ (HRP and NON HRP)

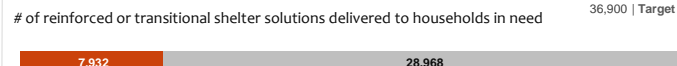


OVERVIEW BY SECTOR, OBJECTIVES AND INDICATORS

Objective 1: Ensure sufficient, coordinated and adequate delivery of emergency shelters to respond to the immediate needs of displaced populations in IDP sites, host communities, areas of return and to respond in case of sudden movements of populations.

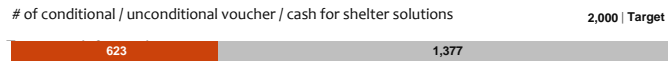


Objective 2: Deliver locally appropriate and reinforced shelters and repair / rehabilitation assistance for IDP in sites, hosting communities, transitional IDP sites as well as in return areas, by taking into consideration the specific needs in each locations.

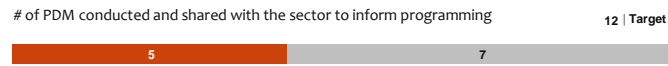
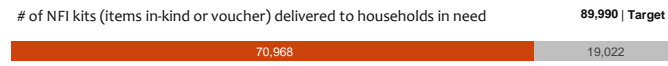


of shelter housing repair / improvements / rehabilitation assistance provided to households in need 13,305 | Target

Delivered	837
Target	13,305



Objective 3: Deliver flexible, coordinated, adequate and harmonized NFI kits, (including assessment, distribution and post-distribution monitoring) to households in need



¹ Non HRP Partners have reached 43,813 Beneficiaries with Shelter/NFI intervention
² Many of the 2017 HRP activities so far have been implemented with funds received in 2016 and partners are yet to update their funding status on FTS, explaining the difference between 2017 funding versus response coverage.

Website

<https://www.humanitarianresponse.info/en/operations/nigeria/shelter-and-nfi>

REACHED

55%

21%

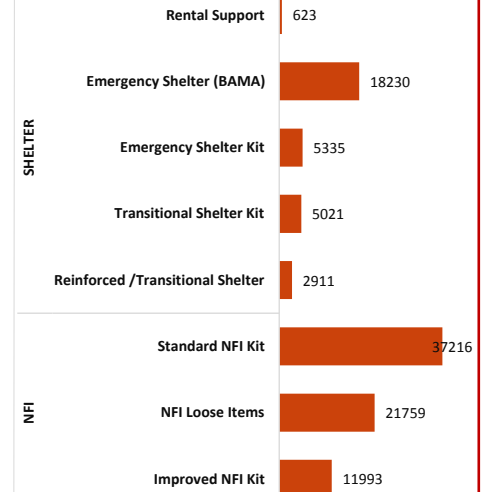
6%

31%

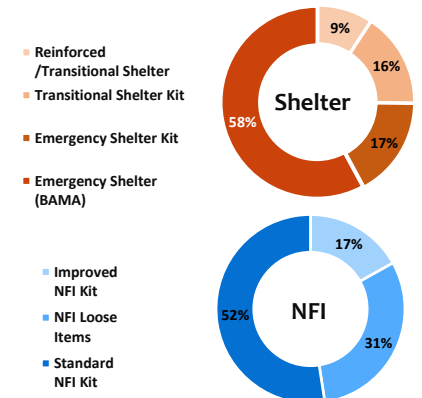
79%

42%

ACTIVITY DETAILS (Households Reached)



SHELTER-NFI (Households Reached)



HRP Monitoring Dashboard: October 2017

DMS/CCCM

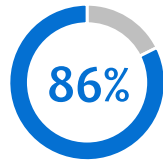
POPULATION TARGETED

800,000

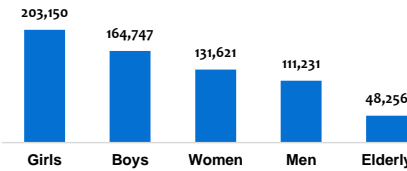
BENEFICIARIES REACHED

688,314

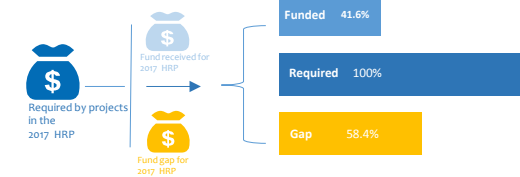
BENEFICIARIES REACHED VS TARGET



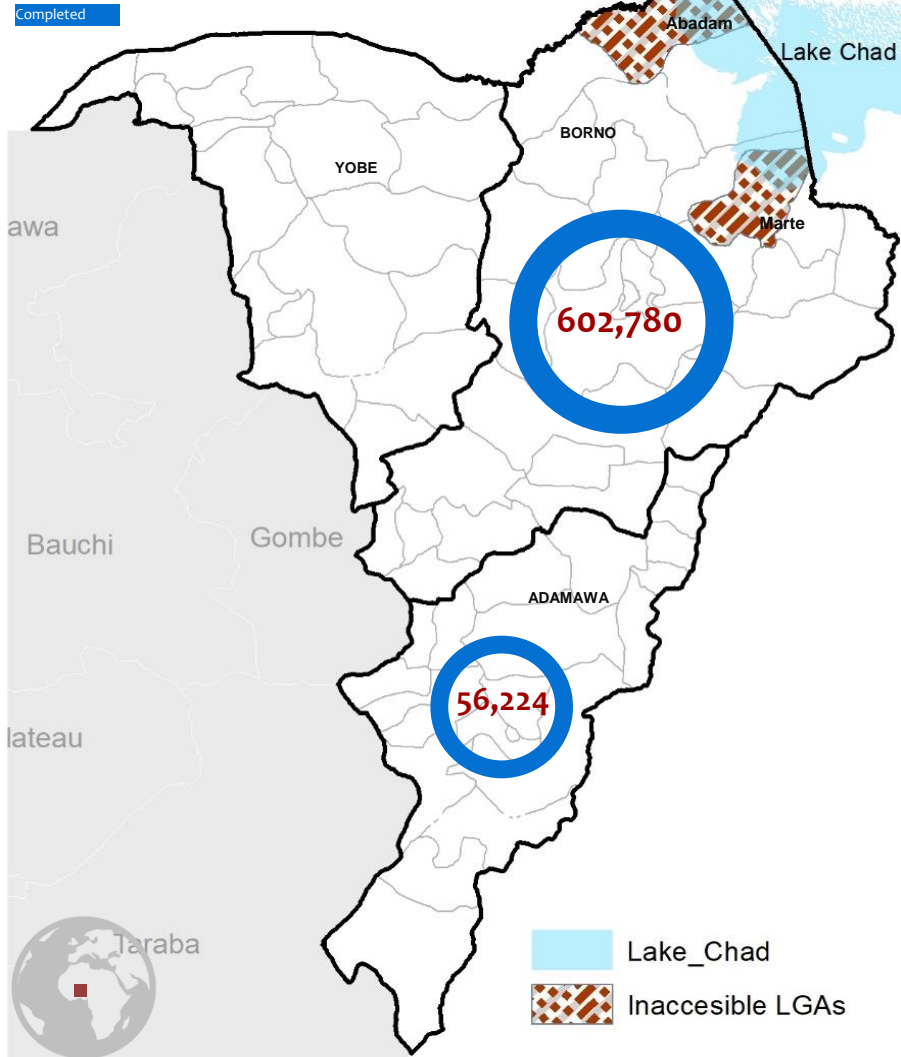
DEMOGRAPHICS



FUNDING (as reported on FTS) ¹



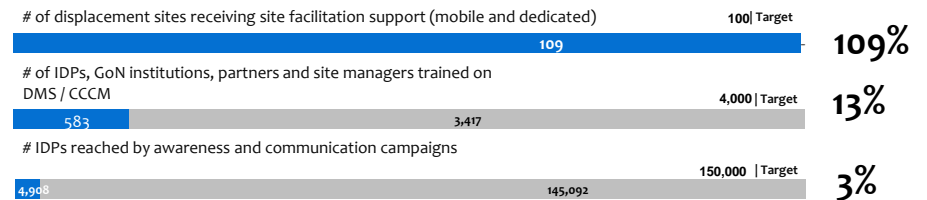
OVERVIEW BY LOCATION (Individuals reached)



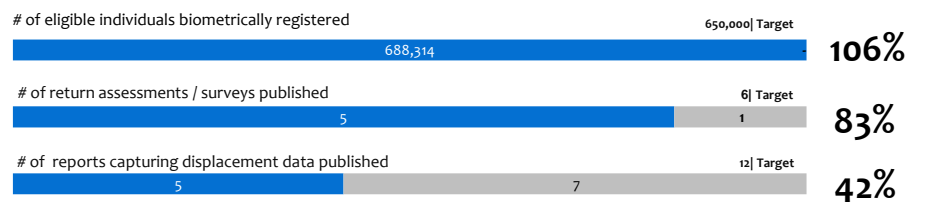
OVERVIEW BY SECTOR, OBJECTIVES AND INDICATORS

REACHED

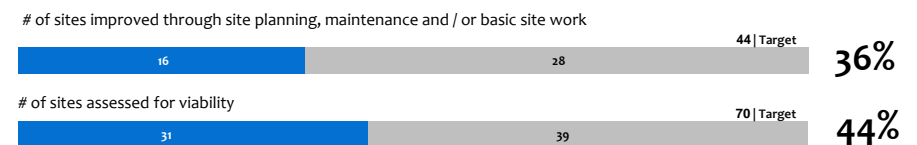
Obj 1: Support monitoring, coordination and management of displacement sites to ensure that minimum standards are upheld and referral pathways reinforced for direct assistance, through capacity building, community participation, on site and mobile facilitation support and case-by-case analysis.



Objective 2: Continue tracking and monitoring displacement and mobility, including sex and age disaggregated data and information on needs and gaps, to establish a comprehensive follow-up on displaced populations, in sites and hosting communities, to inform interventions across sectors.



Objective 3: Support maintenance, upgrade and congestion of sites through site planning, improvements when required and coordinated assistance to response through DMS/CCCM interventions in regard to IDP return and relocation.



¹ Many of the 2017 HRP activities so far have been implemented with funds received in 2016 and partners are yet to update their funding status on FTS, explaining the difference between 2017 funding versus response coverage