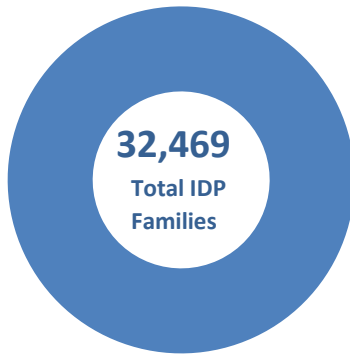


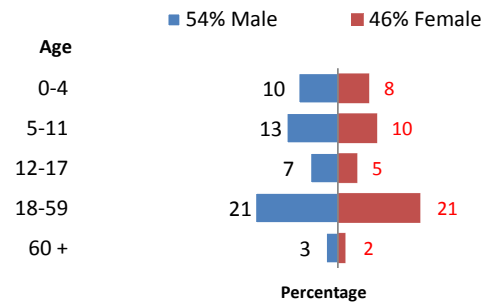


KP and FATA IDP Population Fact Sheet

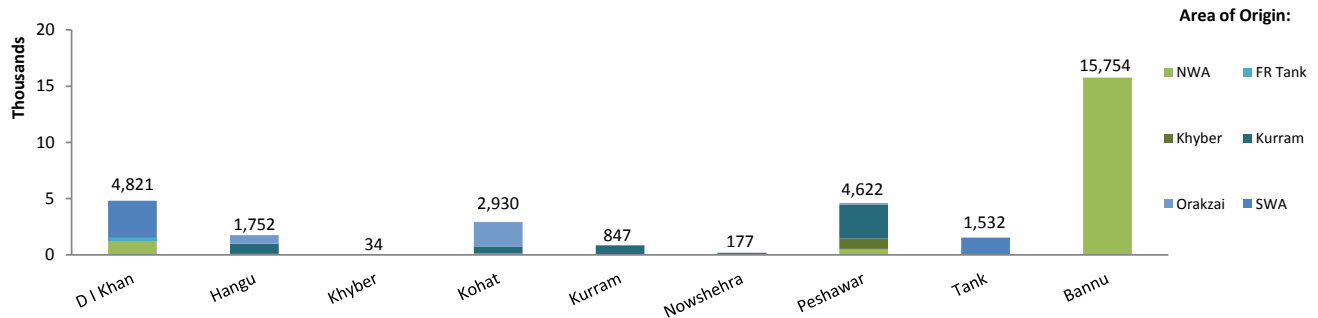
Updated: As of 31 October 2017



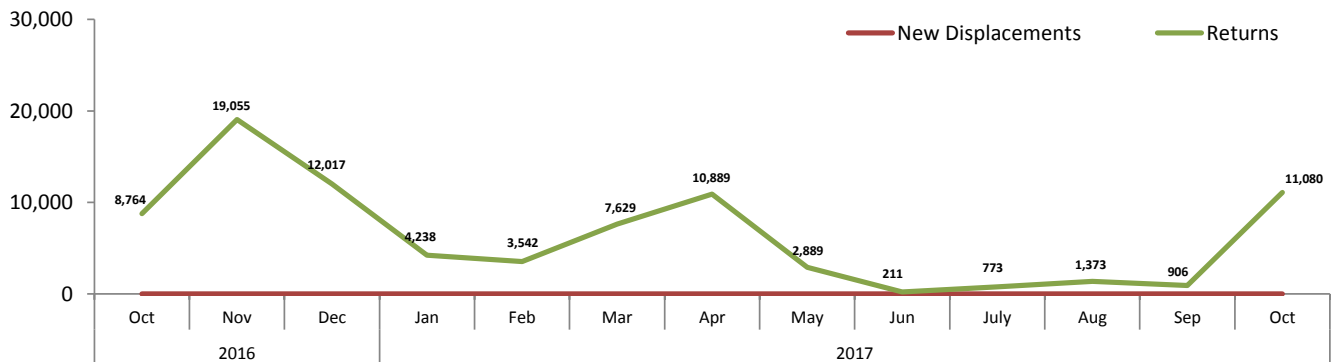
Age-Gender Breakdown



IDPs in Host Communities (by District of Displacement)



Displacement and Return Trends



Currently Registered IDP Families by Location (Off-Camp)

Present Location	Area of Origin						Total Families	% of Total
	NWA	FR Tank	Khyber	Kurram	Orakzai	SWA		
D I Khan	1,303	207				3,311	4,821	15%
Hangu	98			886	768		1,752	5%
Khyber Agency			34				34	0%
Kohat	130		6	621	2,148	25	2,930	9%
Kurram	2		8	837			847	3%
Nowshehra	11		77	89			177	1%
Peshawar	531		933	3,011	113	34	4,622	14%
Tank	4					1,528	1,532	5%
Bannu	15,726					28	15,754	49%
Grand Total	17,805	207	1,058	5,444	3,029	4,926	32,469	100%

- 18 IDP families returned to North Waziristan Agency with VRF during October.
- A total of 11,062 IDP families deregistered and marked as "Spontaneous Returned" on recommendation of Protection Cluster and Humanitarian Country Team (HCT) breakdown is ; 6,332 IDP families from Khyber Agency and 4,730 IDP families from Orakzai Agency
- IDP Population reflects the total number of registered displaced families verified by NADRA