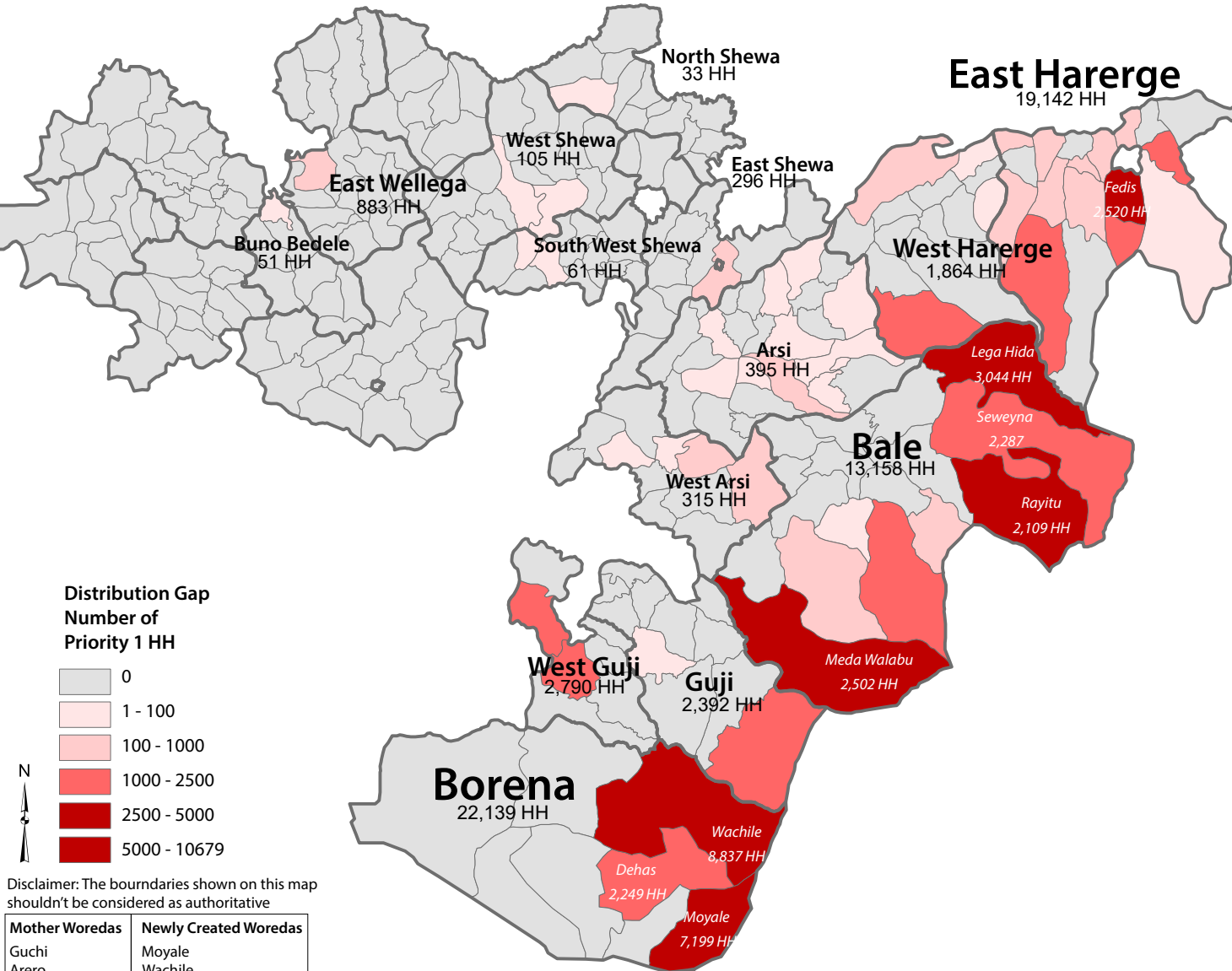





## HOUSEHOLDS IN NEED OF ES/NFI SUPPORT- GAP\*

\*Number of HH in need - Number of HH supported



### Distribution Gap Number of Priority 1 HH



Disclaimer: The boundaries shown on this map shouldn't be considered as authoritative

Mother Woredas	Newly Created Woredas
Guchi	Moyale
Arero	Wachile
Liben	Gumi Eldelo
Rayitu	Dawe Serar

## Key Figures

**PRIORITY HOUSEHOLDS 136,630**

Priority 1 97,208 HH



GAP: 54,725 HH  
56%

Priority 2 15,350 HH



GAP: 10,972  
71%

Priority 3 24,072 HH




GAP: 21,852  
90%

## OROMIA BORDER CONFLICT SINCE SEPTEMBER 2017

**32,916** HH fully supported    **6,264** HH partially supported

## DISTRIBUTION SINCE JANUARY 2018

**10,426** HH fully supported    **980** HH Partially supported



**7,900**

Full ES/NFI kits distributed

**980**

Partial ES/NFI kits distributed



**526**

Cash Grants Distributed

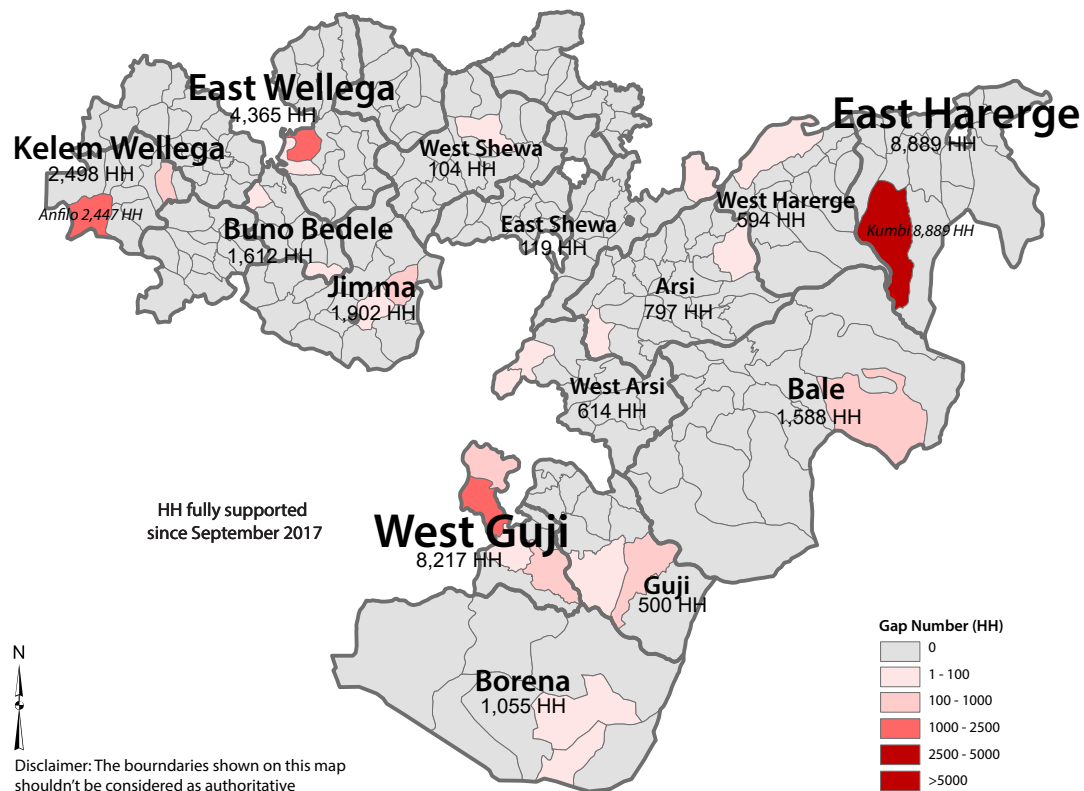
## MARCH'S DISTRIBUTION



ICRC- Hawi Gudina- 2,766 Kits

# Appendix 1

## DISTRIBUTION GAP- NUMBER OF PRIORITY 2 & 3 HOUSEHOLDS



## FULL ES/NFI KITS DISTRIBUTION

Full ES/NFI Kits	Help Age	ICRC	IRC	Grand Total	
Completed		2500	4600	800	7900
Oromia		2500	4600	800	7900
Conflict		2500	4600	800	7900
Borena		2500			2500
Guchi		2500			2500
Guji				800	800
Gumi-Eldello			800		800
West Harerge			4600		4600
Daro Labu			1834		1834
Hawi Gudina			2766		2766
Grand Total		2500	4600	800	7900

## CASH ASSISTANCE

Cash Assistance	IOM	IRC	Grand Total
Completed	331	195	526
Oromia	331	195	526
Conflict	331	195	526
Guji	129		129
Negele	129		129
West Harerge	202	195	397
Chiro	202		202
Gemechis		73	73
Gumbi-Bordode		30	30
Habro		87	87
Oda Bultum		5	5
Grand Total	331	195	526

## PARTIAL ES/NFI KITS DISTRIBUTION

Partial ES/NFI kits	Save the Children	Grand Total
Completed	980	980
Oromia	980	980
Conflict	980	980
Bale	980	980
Rayitu	490	490
Sewena	490	490
Grand Total	980	980