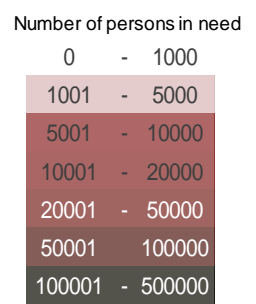
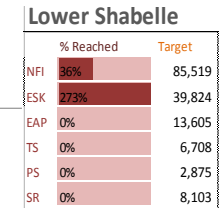
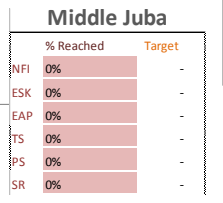
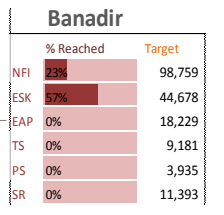

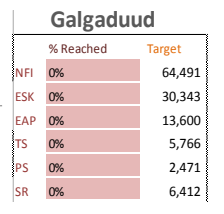
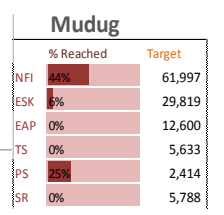
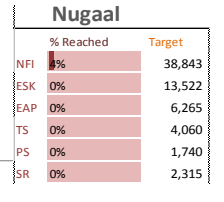
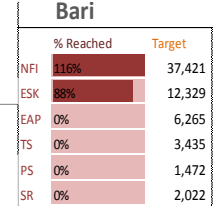

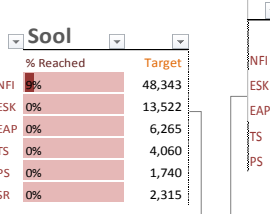
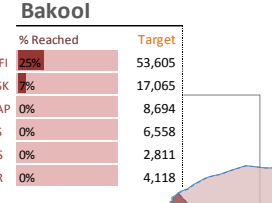
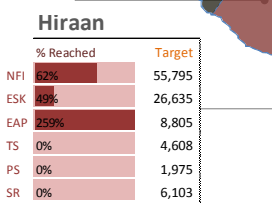
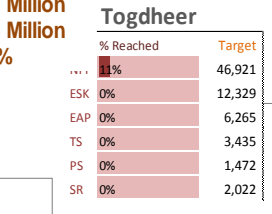
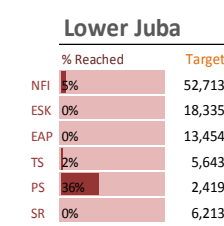

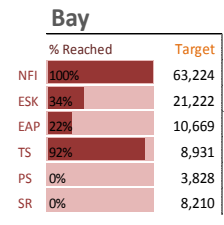
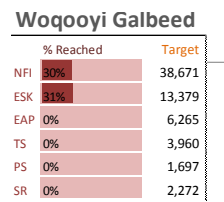
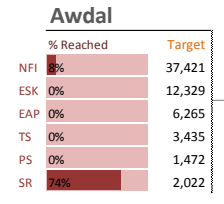


SOMALIA

Shelter Activities - Progress against Targets

November 2019

Internally Displaced Persons: **2.6 Million**
People in need of Shelter Assistance: **2.3 Million**
e targeted by Shelter Cluster Partners: **1.6 Million**
% reached by Shelter Cluster Partners: **35%**



Number of beneficiaries by region and category

	NFI	ESK	TS	PS	SR	EAP	Total
Lower Juba	2,400	-	120	871	-	-	3,391
Togdheer	5,064	-	-	-	-	-	5,064
Awdal	3,000	-	-	-	1,500	-	4,500
Bay	63,110	7,320	8,208	-	-	2,400	81,038
Middle Shabelle	50,550	600	-	-	-	-	51,150
Banadir	22,685	25,406	-	-	-	-	48,091
Hiraan	34,758	13,002	-	-	-	22,800	70,560
Bari	43,362	10,800	-	-	-	-	54,162
Sool	4,266	-	-	-	-	-	4,266
Gedo	12,000	3,000	-	-	-	8,082	23,082
Mudug	27,180	1,800	-	600	-	-	29,580
Woqooyi Galbeed	11,522	4,142	-	-	-	-	15,664
Sanaag	15,690	1,800	-	-	-	-	17,490
Nugaal	1,728	-	-	-	-	-	1,728
Bakool	13,320	1,200	-	-	-	-	14,520
Lower Shabelle	30,900	108,600	-	-	-	-	139,500
Grand Total	341,535	177,670	8,328	1,471	1,500	33,282	563,786

Category	Full Name	Beneficiaries Reached	Target	Progress
PS	Permanent shelter	1,471	39,000	4%
SR	Shelter Repair	1,500	81,000	2%
TS	Transitional shelter	8,328	90,000	9%
NFI	Non Food Items Kit	341,535	884,000	39%
ESK	Emergency shelter	177,670	300,000	59%
EAP	Emergency Assistance Package	33,282	206,000	16%
TOTAL	Total	563,786	1,600,000	35%

Source: 3W matrix, HNO, HRP

"The boundaries and names shown and the designations used on this map do not imply official endorsement or acceptance by United Nations."

Created: Dec 12, 2019
Contact: okal@unhcr.org