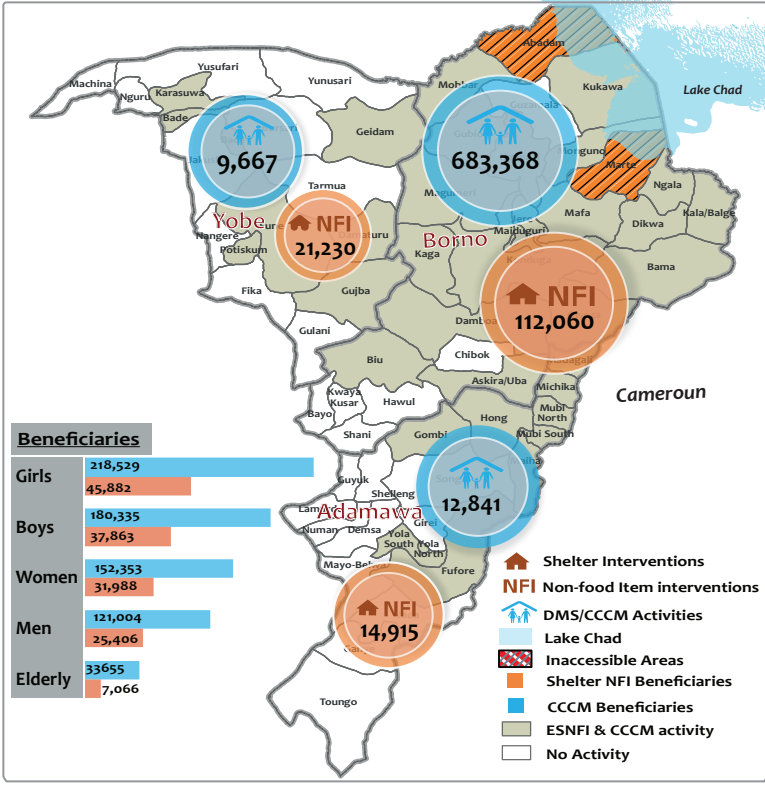


*Response analysis from the June 2018 4W data collection.



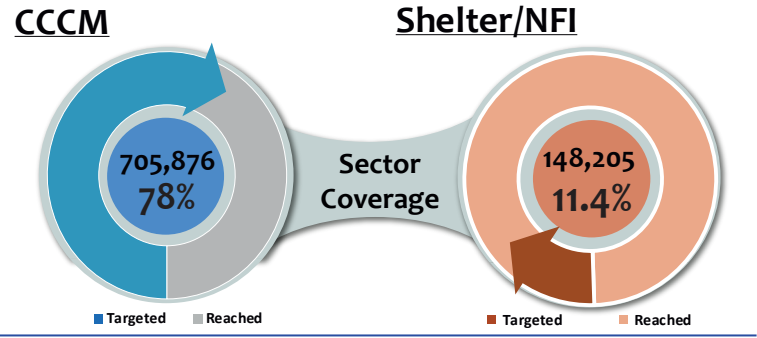
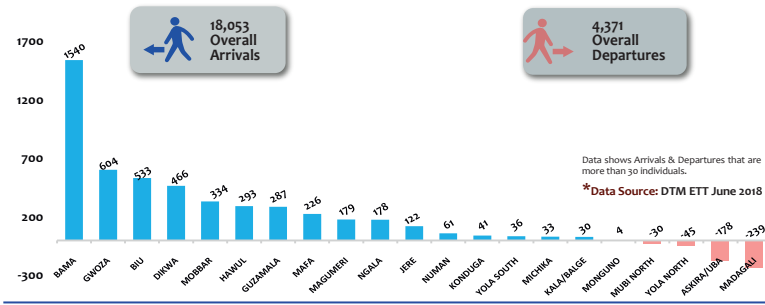
Umbazah Rockside Camp, Pulka, Borno Photo Credit: Shelter/NFI/CCCM Sector / Farouk Yusuf



2018 Response Highlights

- 22,436 households have received emergency shelters solution while 7,895 households received reinforced/transitional shelters solutions.
- 29,641 households reached through improved, basic and complimentary NFI Kits including core relief items.
- 343,729 individuals have been biometrically registered since January 2018
- 2,197 households and 3,501 households have been reached through Cash/Voucher for Shelter/Rental and NFI respectively.

June 2018 - Arrival/ Departure Highlights



June 2018 Overview:

Recent figures on displacement monitoring in the Northeast Nigeria shows that there are 262 IDP camps in Borno, Adamawa and Yobe State hosting 744,769 individuals and 151,451 households which is over 30% of the entire displaced population (DTM Round 23). Accumulated weekly monitoring done for the month of June 2018, show that various locations received a total of 18,053 arrivals while there were 4,371 departures. The highest arrival movements were recorded in Bama (3,827), Gwoza (2,216), Biu (1,557), Dikwa (1,244), Askira/Uba (778), Konduga (685), Ngala (643), Mafa (581), and Mobbar (556). Highest departure movements were recorded in Adamawa State in Demsa (523), Madagali (441), Fufore (329), Mubi North (174), Yola North (111). Refugee population returning into Nigeria in June were 1,574 people from Cameroun and 573 from Niger Republic. Notably, 84% of individuals involved in these movements are IDPs while 16% are returnees. Movement triggers such as poor living conditions, voluntary relocation, and military operations account for Over 70% these spontaneous movements in June.

Challenges:

Ability to secure viable land to construct shelters in view to accommodate and decongest camps and reception centers poses a great challenge in providing dignified shelter support to vulnerably displaced families. Recent analysis by the sector highlights the need for 605 hectares of land across areas and sites identified to be critically congested. The sector is continuously advocating for and collaborating with the government, partners and key stakeholders to swiftly tackle these challenges.

The sector has been working on strengthening the modalities and strategies of the reception management across nine (9) priority locations; with Monguno, Rann, Mafa, Bama, and Jere having completed while Dikwa and Nganzai are ongoing with hopes of completion in the month of July. Only Pulka and Bama is functioning but still portrays the need of partner's commitment to deliver essential reception management services. The reception facilities to have communal food preparation site built, dedicated reception managers in priority locations Monguno, Dikwa, Pulka and Ngala. Great efforts will be made to ensure new arrivals are relocated to shelters, if not relocated within 5 days, they will be provided general food ration on a pro-rated basis.

Response and Priorities:

As of June, a total of 11,265 vulnerably displaced households were reached with culturally appropriate and dignified shelter solutions; amongst which 10,108 households were assisted with emergency shelter response while 1,157 households with transitional Shelter response. Vast majority of the shelter assisted population are displaced across Kala Balge, Dikwa, Ngala, Gwoza and Konduga local Government areas respectively. However, the progressive-cumulative number of population assisted with shelter solution since January is 28,199.

Biometric registration continued in May and was conducted in places such as Mubi North, Mubi South, Gwoza, Konduga and Ngala reaching a total of 23,197 displaced persons registered during the month of June bringing the individuals registered since inception of the exercise in 2016 to over 1.6 million. Sector partners continue to provide site facilitation/camp management support in 153 IDP sites (5 in Yobe, 21 in Adamawa and 127 in Borno) hosting 705,876 IDPs.

Shelter TWG developed and validated a local and culturally appropriate shelter design as part of its panel of Transitional shelter response to be adopted as reintegration strategy in meeting the longer term shelter need of returnee population in North east Nigeria. The sector is collaborating with REACH in their Multi-sectoral Assessment to capture detailed shelter and NFI needs in specific locations. This assessment will be used to validate the sector's severity assessment for the Humanitarian Needs Overview.

As part of the response to the contingency plan and preparedness for the rainy season and risk of fire outbreak, the sector has successfully reached priority locations with tools for flood prevention and mitigation including training of teams. Also drainage assessment and mitigation project was done in Damboa, Monguno, Mafa, Jere, Gajiganna which is to rely heavily on community participation, with completed project of drainages in Dikwa and MMC.

Data Sources:

Shelter & DMS/CCCM Sector 5W June, DTM Round XXIII.
Financial Tracking Service (FTS) June, 2018 DTM Emergency Tracking Tool (ETT - June 2018)

Contact:

Website: <https://www.humanitarianresponse.info/en/operations/nigeria/shelter-and-nfi>
Email: shelter.cccm.nigeria@gmail.com | Phone: +2349034283512, +2349087360402

Sector Monitoring Dashboard: June 2018

Shelter - NFI overall humanitarian response

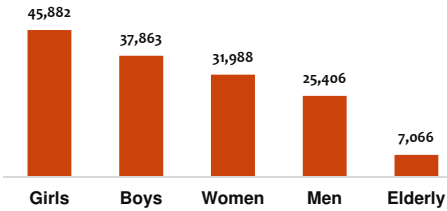
TOTAL BENEFICIARIES REACHED BY PARTNERS

148,205

HRP beneficiaries: 148205
Non-HRP beneficiaries: 19910

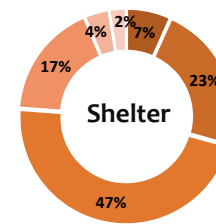


DEMOGRAPHICS

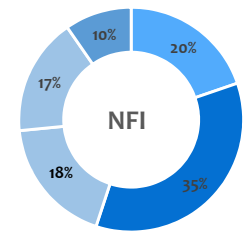


- Housing Repair/Improvement
- Reinforced /Transitional Shelter
- Emergency Shelter Kit
- Emergency Shelter
- Cash/Voucher for Rental
- Cash/ Voucher for Shelter

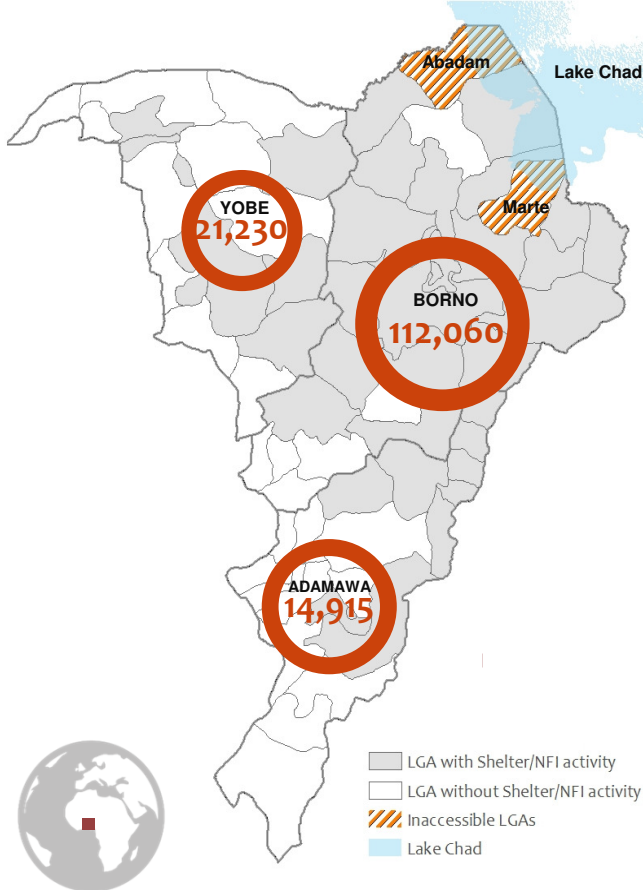
SHELTER-NFI (Households Reached)



- Improved NFI Kit
- Standard NFI Kit
- NFI Loose Items
- Core Relief Items
- Cash/ Voucher for NFI



OVERVIEW BY LOCATION (Individuals reached)



OVERVIEW BY SECTOR, OBJECTIVES AND INDICATORS

Objective 1: Ensure sufficient, coordinated and adequate delivery of emergency shelter solutions to respond to the immediate shelter needs of the affected people

of households provided with emergency shelter solutions and support

REACHED

22,436

Objective 2: Deliver reinforced/ transitional shelters and repair assistance to respond to the specific shelter needs of the affected people

of households receiving reinforced / transitional shelter solutions

7,895

of households supported with housing repair and improvements interventions

2,350

of conditional shelter cash assistance delivered to households in need

2,197

Objective 3: Deliver flexible, coordinated, adequate and harmonized NFI kits, (including assessment, distribution and post-distribution monitoring to affected populations)

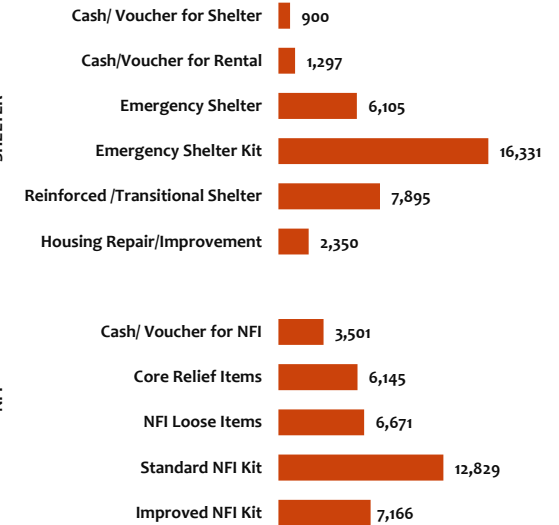
of households provided with NFI kits (items in-kind or voucher)

29,641

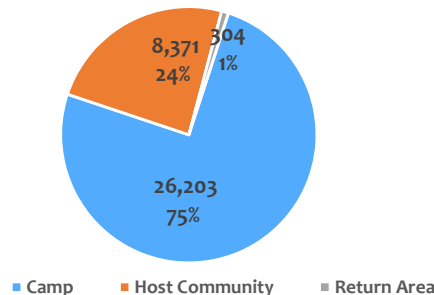
of Post Distribution Monitoring conducted and shared

5

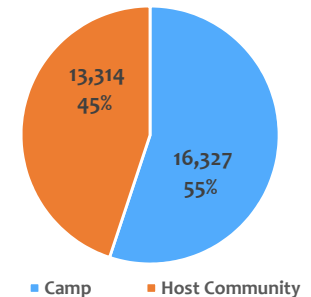
ACTIVITY DETAILS (Households Reached)



Shelter (Households reached)



NFI (Households reached)



ES/NFI & DMS/CCCM SECTOR PARTNERS (HRP and NON HRP)

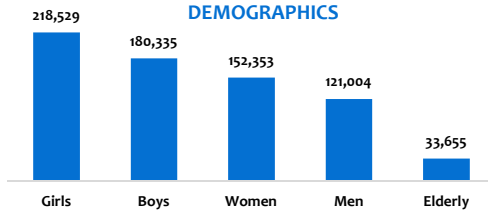
Sector Monitoring Dashboard: June 2018

DMS/CCCM

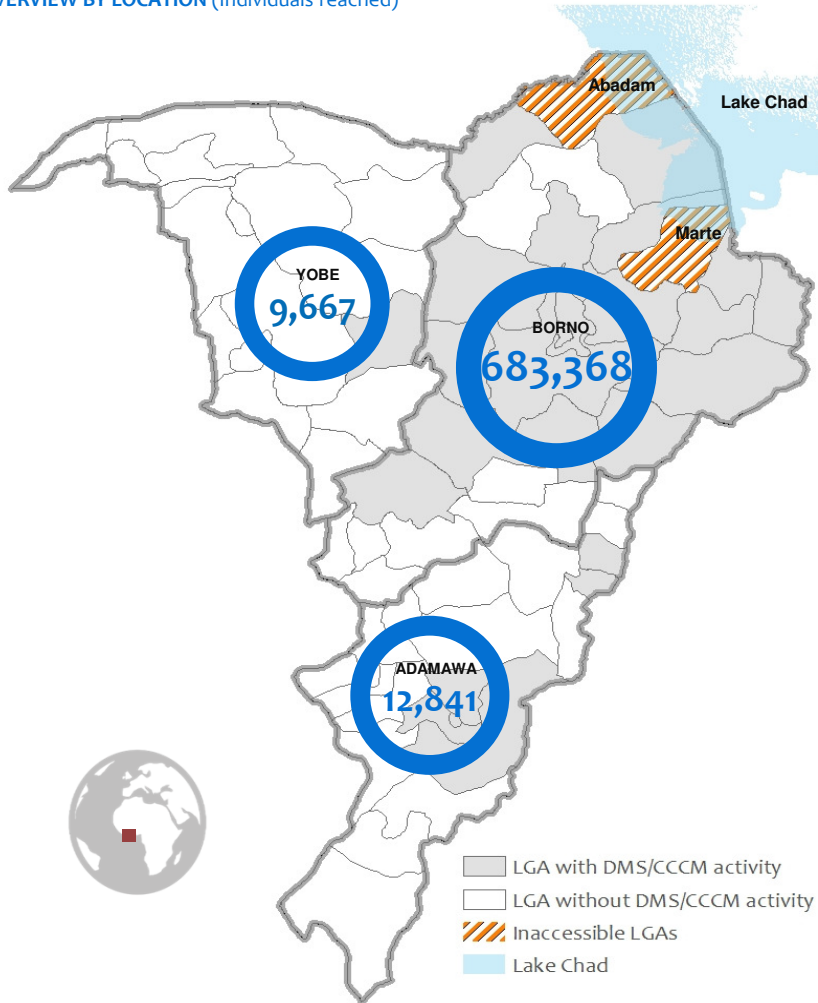
Camp Coordination and Camp Management (DMS)

TOTAL BENEFICIARIES SUPPORTED

705,876



OVERVIEW BY LOCATION (Individuals reached)



OVERVIEW BY SECTOR OBJECTIVES AND INDICATORS

Objective 1: Continue tracking and monitoring displacement and mobility, with sex and age disaggregated data and information on needs and gaps for a comprehensive follow-up on displaced populations to inform interventions across sectors

of eligible individuals biometrically registered

of return assessments published

of displacement tracking reports published

Objective 2: Enhanced displacement management to ensure that minimum standards are upheld and pathways reinforced for direct assistance, through capacity-building, community participation, on-site or mobile facilitation and camp management support and case-by-case

of displacement sites receiving site facilitation support (mobile and dedicated)

of IDPs, GoN institutions, partners and site managers trained on DMS / CCCM

of Reception center established/ improved and managed

Objective 3: Support maintenance, upgrade, care and decongestion of sites through site planning and improvements when required as well as coordinated assistance

of sites improved through care and maintenance intervention, including infrastructures

of sites assessment and layout mapping developed or renewed

REACHED

343,729

3

3

153

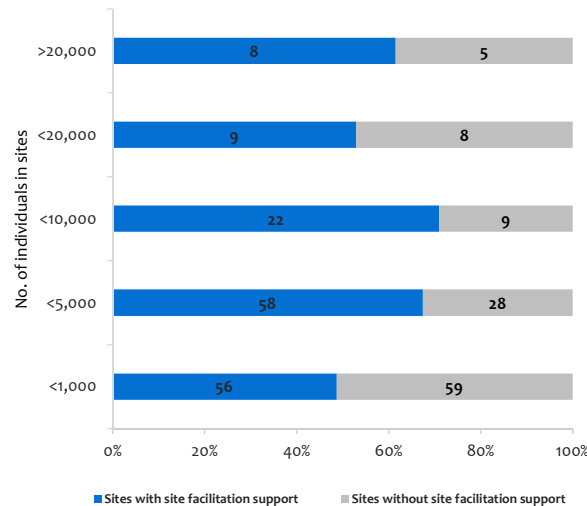
237

6

4

6

Total no. of sites with and without site facilitation support in Adamawa, Borno & Yobe states



Sites with site facilitation support per state

