

POPULATION FIGURES

YHRP 2019



6.7 Million

People in Need

3.0 Million

People Targeted

4.5 Million

People in Acute Need

532,975

People Reached

FUNDING

FTS



\$ 222 Million

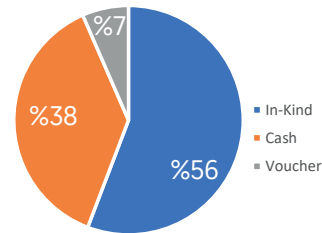
Funds requested for YHRP 2019

%5.5 Funded
\$ 12.2 Million

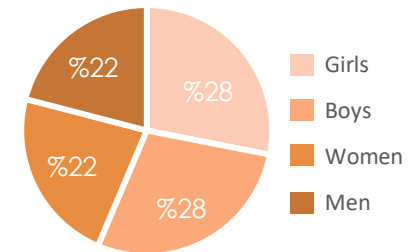
(as of 22nd Apr)

ASSISTANCE vs MODALITY

of People



Age/Gender Breakdowns



Overall Reach - Jan - Mar 2019

of people assisted with emergency shelter kits



Target 490,629
Reach 63,818 %13

of people assisted with household items



Target 941,162
Reach 247,539 %26

of people assisted through cash for rental subsidies



Target 597,764
Reach 119,504 %20

of people assisted with winterization cash grant



Target 412,299
Reach 102,380 %25

of people supported with new transitional shelter



Target 79,563
Reach 20,570 %26

of families benefited from the rehabilitation of their transitional shelter



Target 2,378
Reach 644 %16

of people living in damaged houses supported with rehabilitation cash grant



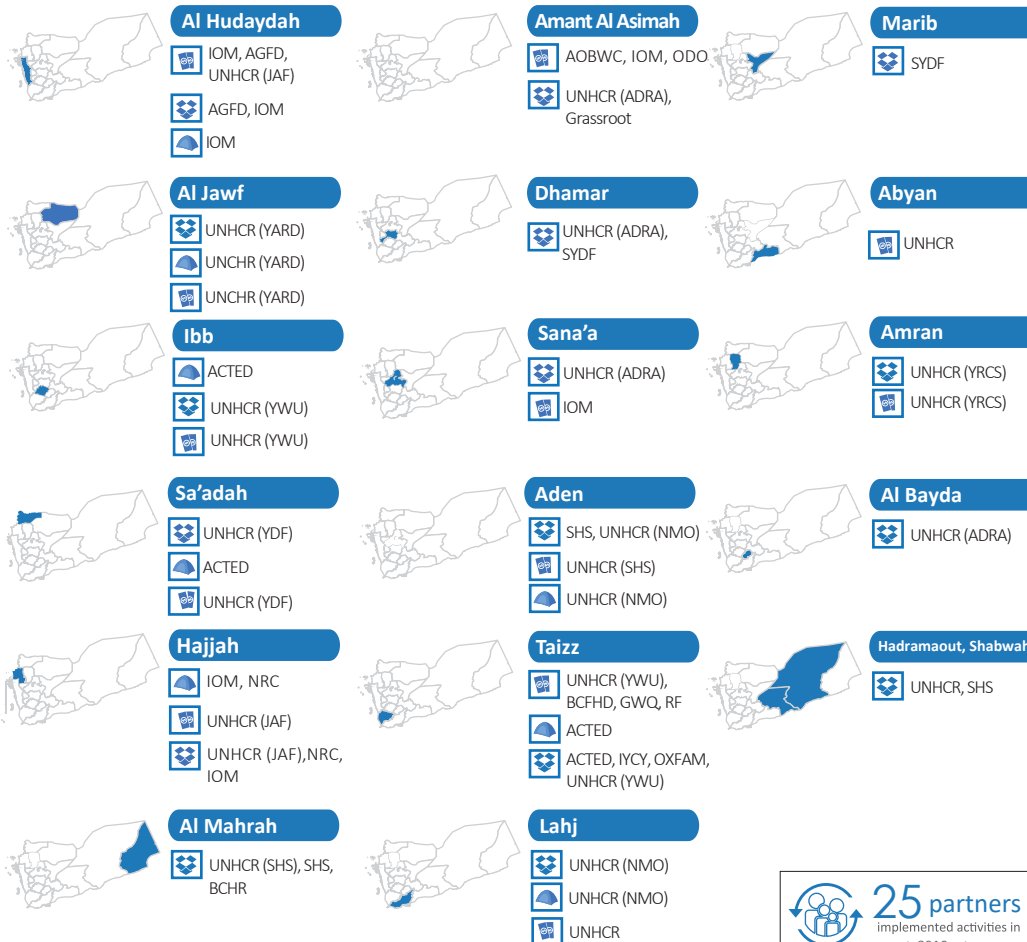
Target 108,652
Reach 0 %0

of head of households provided with livelihood support

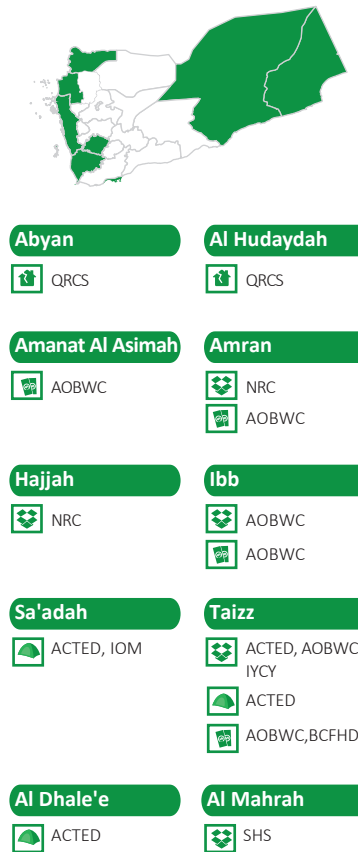


Target 149,510
Reach 332 %0.22

Implemented Activities in March



Planned Activities in April



25 partners
 Implemented activities in March 2019 only

9 partners
 Planned activities in April 2019 only