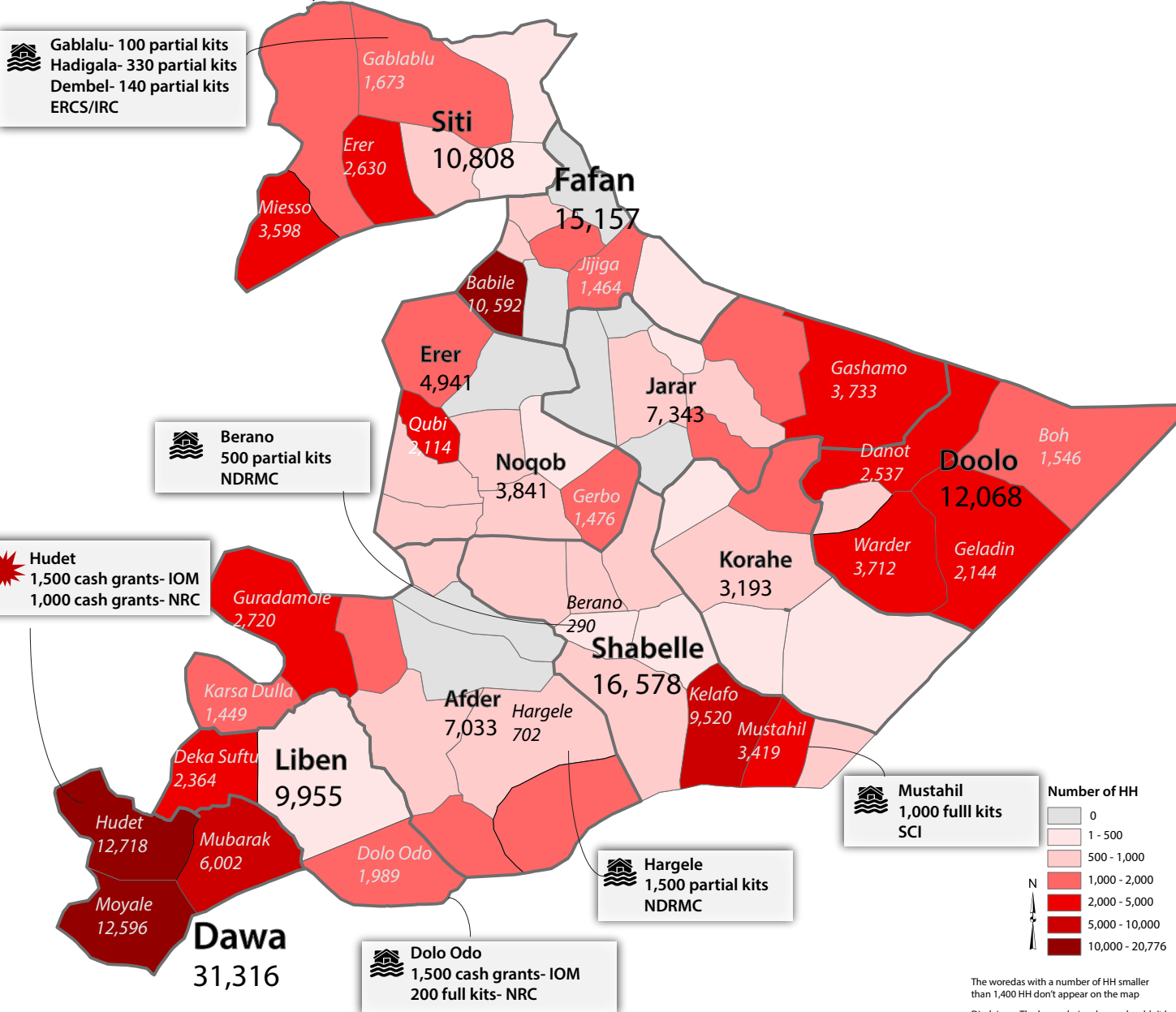




## HOUSEHOLDS IN NEED OF ES/NFI SUPPORT- GAP\*/ DISTRIBUTIONS COMPLETED IN MAY/JUNE

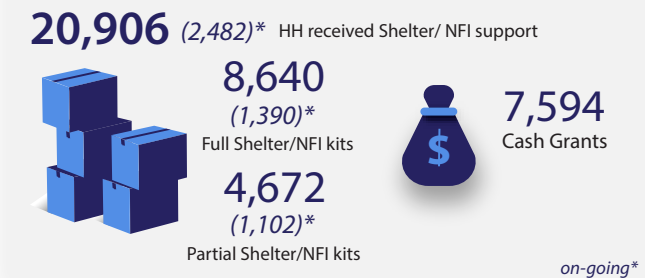
\*Number of HH in need - Number of HH supported



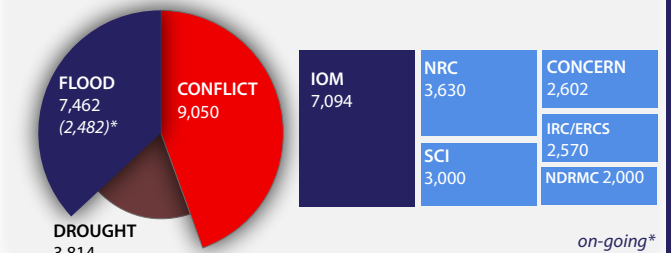
### Key Figures



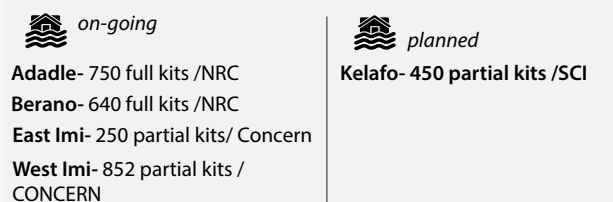
### DISTRIBUTION SINCE JANUARY 2018



### BENEFICIARIES BY EMERGENCY TYPE/AGENCY



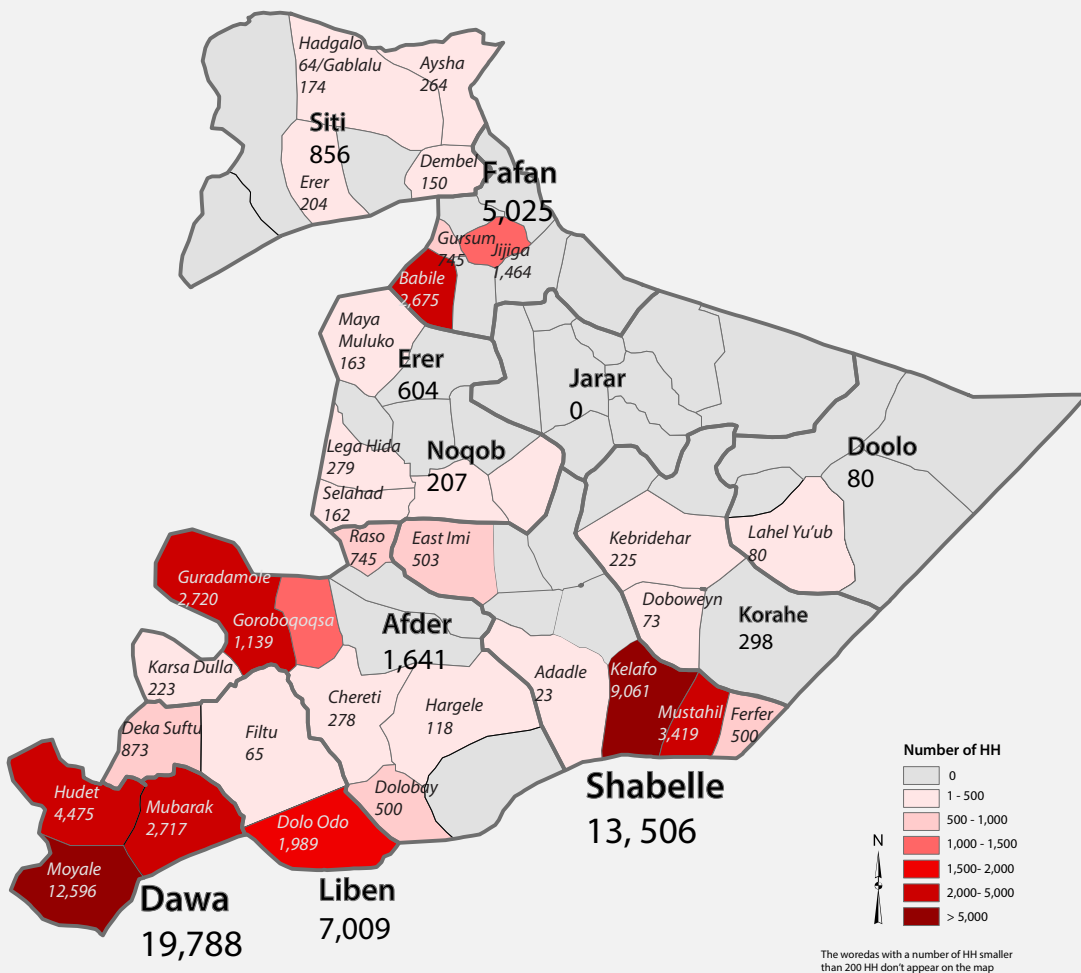
### ON-GOING AND PLANNED DISTRIBUTIONS



The woredas with a number of HH smaller than 1,400 HH don't appear on the map  
Disclaimer: The boundaries shown shouldn't be considered as authoritative

## PRIORITY 1 HOUSEHOLDS IN NEED OF SHELTER/NFI SUPPORT- GAP\*

\*Number of HH in need - Number of HH supported



## DISTRIBUTION SINCE JANUARY 2018 Breakdown per Project Holder and Location (1)



**FULL Shelter  
and NFI Kits**

	CONCERN	IOM	IRC	NRC	SCI	Grand Total
<b>Completed</b>	1500	1000	2000	750	2000	7250
<b>Conflict</b>	1500		2000	550	1000	5050
Dawa					1000	1000
Hudet				1000		1000
Erer				550		550
Lega Hida				550		550
<b>Liben</b>	1500		2000			3500
Dekasuftu			2000			2000
Qersadula	1500					1500
<b>Drought</b>		1000				1000
<b>Doolo</b>		1000				1000
Lahel Yu'ub		777				777
Warder		223				223
<b>Flood</b>				200	1000	1200
<b>Liben</b>				200		200
Dolo Odo				200		200
<b>Shabelle</b>				1000		1000
Mustahil				1000		1000
<b>On-going</b>				1390		1390
<b>Flood</b>				1390		1390
<b>Shabelle</b>				1390		1390
Adadle				750		750
Berano				640		640
<b>Grand Total</b>	1500	1000	2000	2140	2000	8640



## Stocks & Pipeline

Project Holder	Donor	In Kind	In Cash	Where in Somali	Comments
<b>COOPI</b>	ECHO	1,934		1,934 in kind in Hudet	
<b>IOM</b>	CERF 1	5,000			50% of total
<b>IOM</b>	CERF 2	7,800			60% of total
<b>IOM</b>	ECHO	1,980	254		40% of total
<b>IOM</b>	RRF	3,595	1,405		50% of total
<b>IOM</b>	OFDA	864	180		40% of total
<b>NRC</b>	EHF 3	1,500		1,500 in kind in Liben (Dekasuftu and/or Guradamole and/or Goro Baqaqsa)	
<b>SCI</b>	EHF		2,000	1,500 in cash Hudet and 500 in cash Moyale	
<b>SCI</b>	SCI	800		400 in kind in Hudet, 400 in Moyale	
<b>SCI</b>	SCI	450		450 in kind in Kelafo	
<b>NDRMC</b>		3,000			
<b>Grand Total</b>		<b>26,923</b>	<b>3,839</b>		

## DISTRIBUTION SINCE JANUARY 20178

### Breakdown per Project Holder and Location (2)



#### Cash Assistance

	IOM	NRC	Grand Total
<b>Conflict</b>	<b>1500</b>	<b>1500</b>	<b>3000</b>
<b>Dawa</b>	<b>1500</b>	<b>1000</b>	<b>2500</b>
Hudet	1500	1000	2500
<b>Fafan</b>		<b>500</b>	<b>500</b>
Babile (Somali)		500	500
<b>Drought</b>	<b>2814</b>		<b>2814</b>
<b>Doolo</b>	<b>1093</b>		<b>1093</b>
Daratole	149		149
Geladin	425		425
Warder	519		519
<b>Korahe</b>	<b>50</b>		<b>50</b>
Kebridehar	50		50
<b>Shabelle</b>	<b>1671</b>		<b>1671</b>
Adadle	1521		1521
Gode	150		150
<b>Flood</b>	<b>1780</b>		<b>1780</b>
<b>Korahe</b>	<b>280</b>		<b>280</b>
Kebridehar	280		280
<b>Liben</b>	<b>1500</b>		<b>1500</b>
Dolo Ado	1500		1500
<b>Grand Total</b>	<b>6094</b>	<b>1500</b>	<b>7594</b>



#### Partial Shelter and NFI Kits

	CONCERN	IRC/ERCS	NDRMC	SCI	Grand Total
<b>Conflict</b>				<b>1000</b>	<b>1000</b>
<b>Dawa</b>				1000	1000
Hudet				1000	1000
<b>Liben</b>					
Qersadula					
<b>Flood</b>	<b>1102</b>	<b>570</b>	<b>2000</b>		<b>3672</b>
<b>Afder</b>	852		1500		2352
Hargele			1500		1500
West Imi	852				852
<b>Shabelle</b>	250		500		750
Berano			500		500
East Imi	250				250
Mustahil					
<b>Siti</b>		570			570
Gablalu		100			100
Hadigala		330			330
Dambel		140			140
<b>Grand Total</b>	<b>1102</b>	<b>570</b>	<b>2000</b>	<b>1000</b>	<b>4672</b>