

MATCH BOOK



NORWEGIAN CHAMPIONSHIP

Classic, Production, production optic and Production optic light



2021





Før deltagelse på arrangementet

Deltagere og mannskap er forpliktet til å sette seg inn i FHI/Regjeringens smittevernregler før arrangement oppstart for personlig etterlevelse.

Deltagere og mannskap skal gjennomgå følgende spørsmål før deltagelsen på NM Stamnesdalen:

1. Dersom du har luftveissymptomer som tungpusten, hoste og/eller feber – Bli hjemme!
2. Er du i hjemme karantene/-isolasjon fortsetter du med det og blir hjemme!
3. Dersom du har vært i utlandet siste 14 dager og karantene ikke er gjennomført eller vaksine pass kan frembringes - Bli hjemme!
4. Dersom du har vært i kontakt med personer som er Covid-19 (Korona) positiv siste 14 dager – Bli hjemme!

Ved transport til arrangement skal man overholde FHI sine smittevern råd for transport.

Under deltagelse på arrangement

Alle kontaktflater skal sprites jevnlig gjennom hele matchen.

Alle skal ha minst en meters avstand.

Ved bevegelse mellom Stage/Area skal man holde seg på venstre side av vei og holde minimum en meter avstand.

Squad er din kohort- ikke gå inn i andres kohorter!

Mannskap skal sprite hender jevnlig.

Gjenpart blir ikke levert ut og skytter er selv ansvarlig for å ta bilde/avskrive score selv.

FHI sine smittevern råd gjelder alltid for alle!

Skyttere fra Area 1,2 og 5 spiser ved huset i Area 2

Skyttere fra Areas 3 og 4 spiser ved huset i Area 3

Mat til crew vil bli servert på respektive stager!



Fortsett å vaske hendene grundig og ofte.



Hold avstand til andre, minst en meter. Unngå store folkemengder.



Bruk papirlommetørkle. (Har du ikke det tilgjengelig, er det best å hoste i albuekrøken).

AREAS/CAMP/PARKING



Parkering på tilgjengelige plasser på Area 2 og 3

(merket med blått på kartet)

Ingen parkering langs vei eller på øvrige Area uten avtale med MD!

Plass til campingvogn, bobil og telt ved Area 3 (blir skiltet)

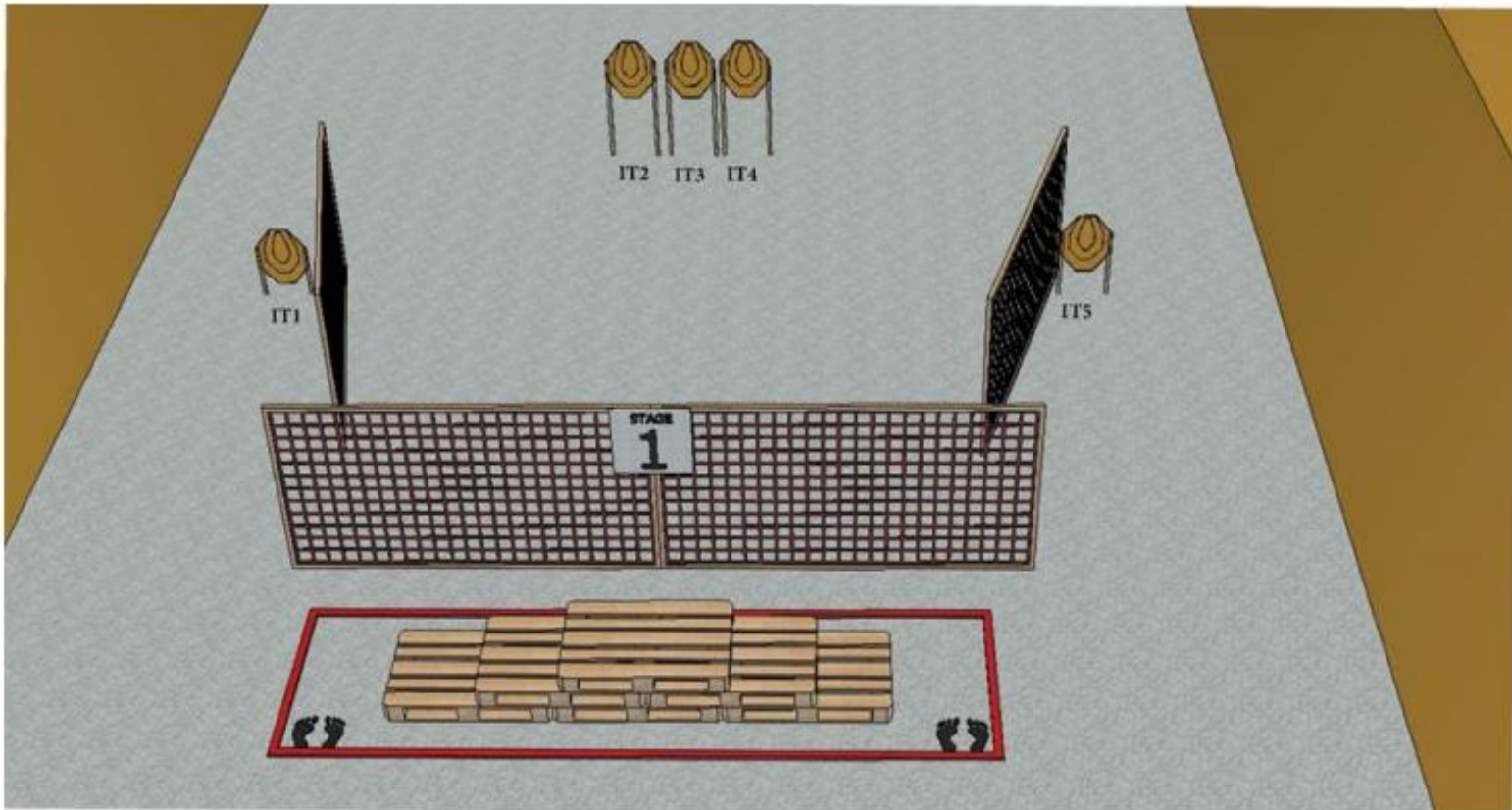
(merket med oransje på kartet)

Lengste forflytning vil være fra Area 4 til 5 (ca 800m)

Lunsj vil være mulig å få kjøpt ved bygningen Area 2 og 3



Stage 1



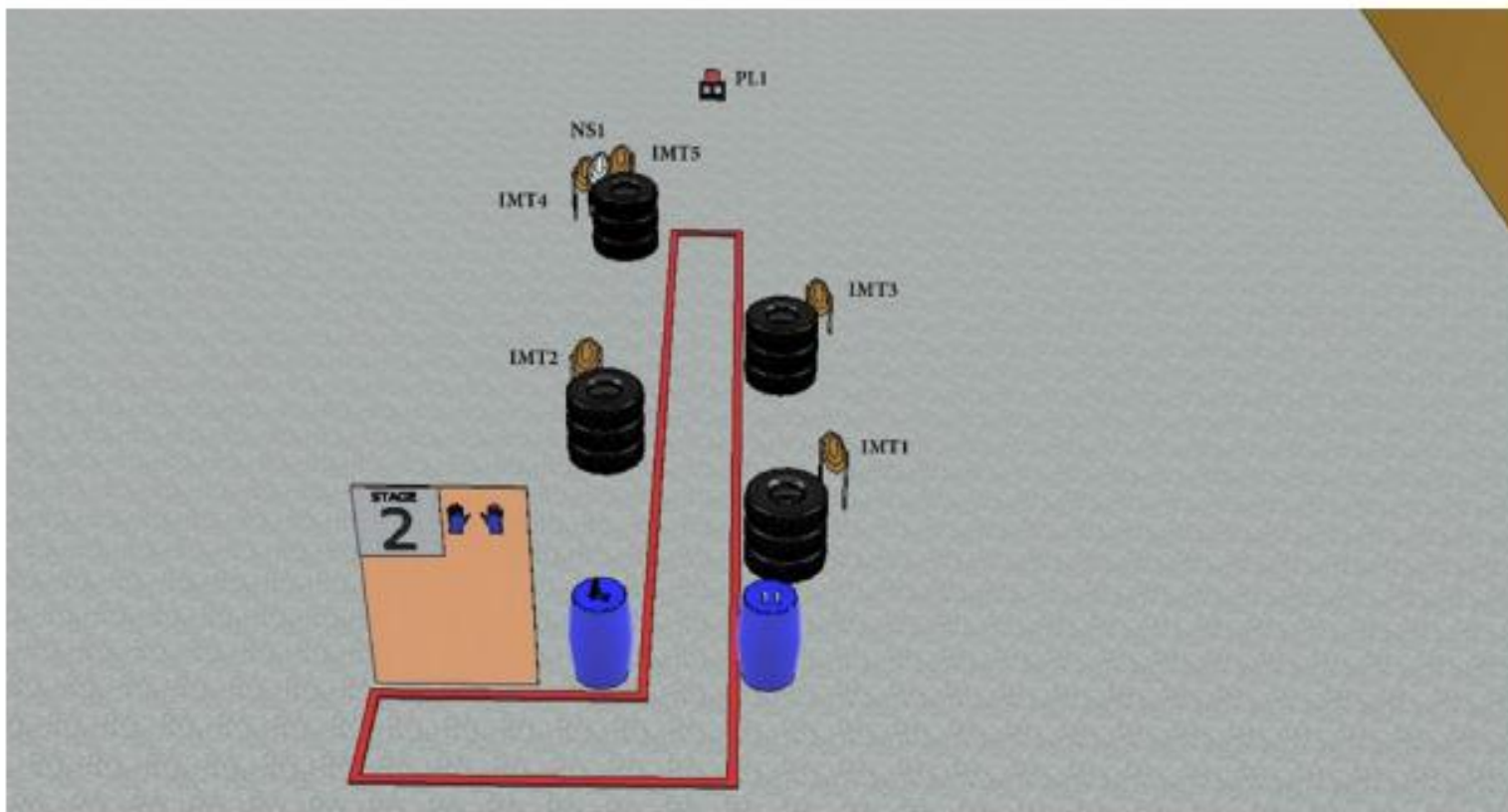
Classic. Production. production optic and Production optic light

Types	Short Course
Targets	5 IPSC Targets IT 1-5
Number of rounds to be scored	10
Firearm Ready Condition	Gun loaded and holstered
Start Position	The start position is standing with yours heels on the marks left or right side, hands relaxed at your sides.
Time Start	Audible Signal
Procedure	On the audible signal, engage targets from within the demarcated area as they become visible.
Safety Angle	Is marked on the left/right side

SPONSORED BY



Stage 2



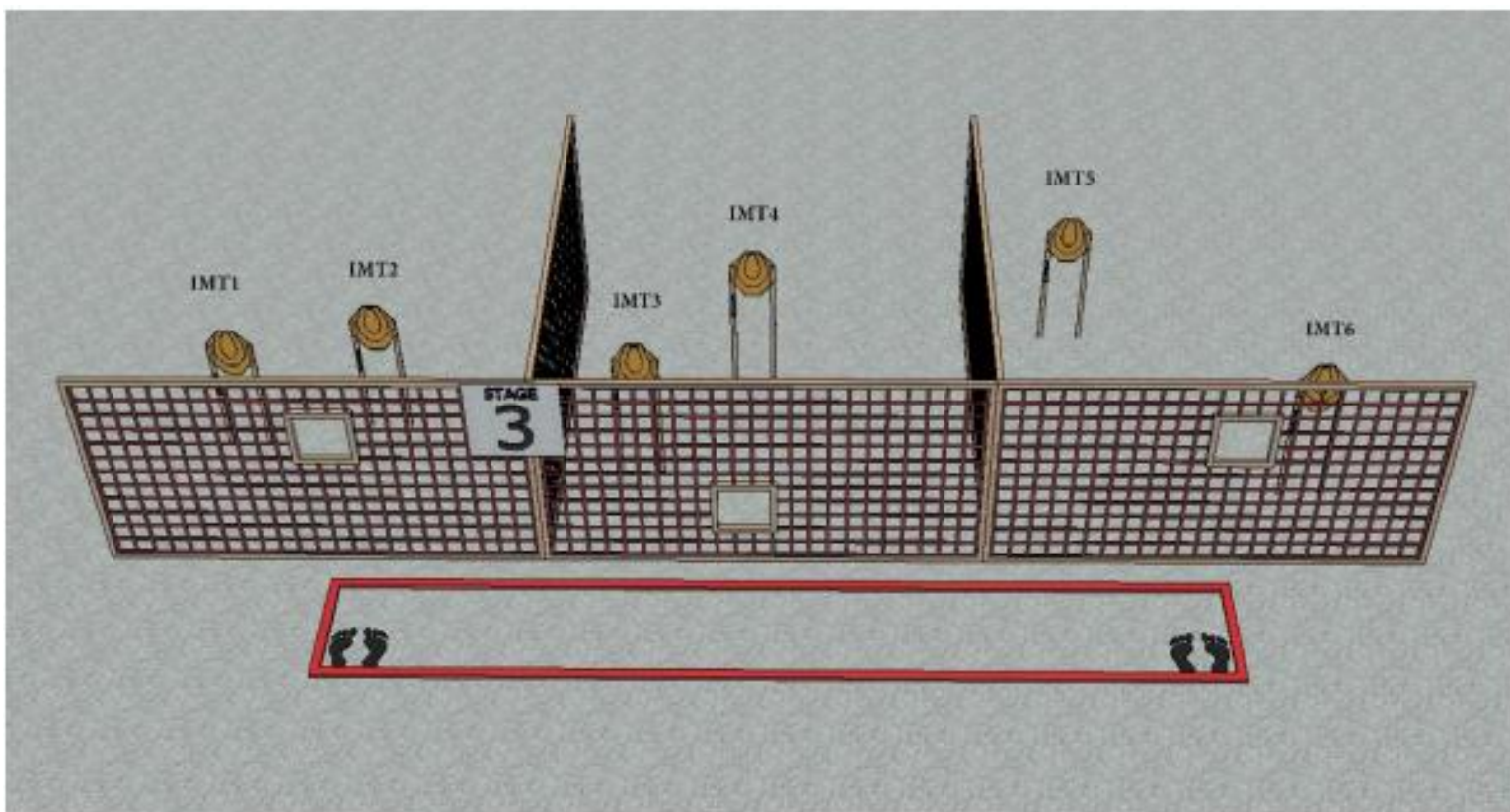
Types	Short Course
Targets	5 IPSC Targets IMT 1-5, 1 Steel Plate, PL 1, 1 No Shoot NS1
Number of rounds to be scored	11
Firearm Ready Condition	Gun unloaded with magwell empty on barrel and magazines to be used on the other barrel
Start Position	The start position is standing with your hands on the marks. Gun unloaded with magwell empty on barrel and magazines to be used on the other barrel.
Time Start	Audible Signal
Procedure	On the audible signal, engage targets from within the demarcated area as they become visible.
Safety Angle	Is marked on the left/right side

SPONSORED BY





Stage 3



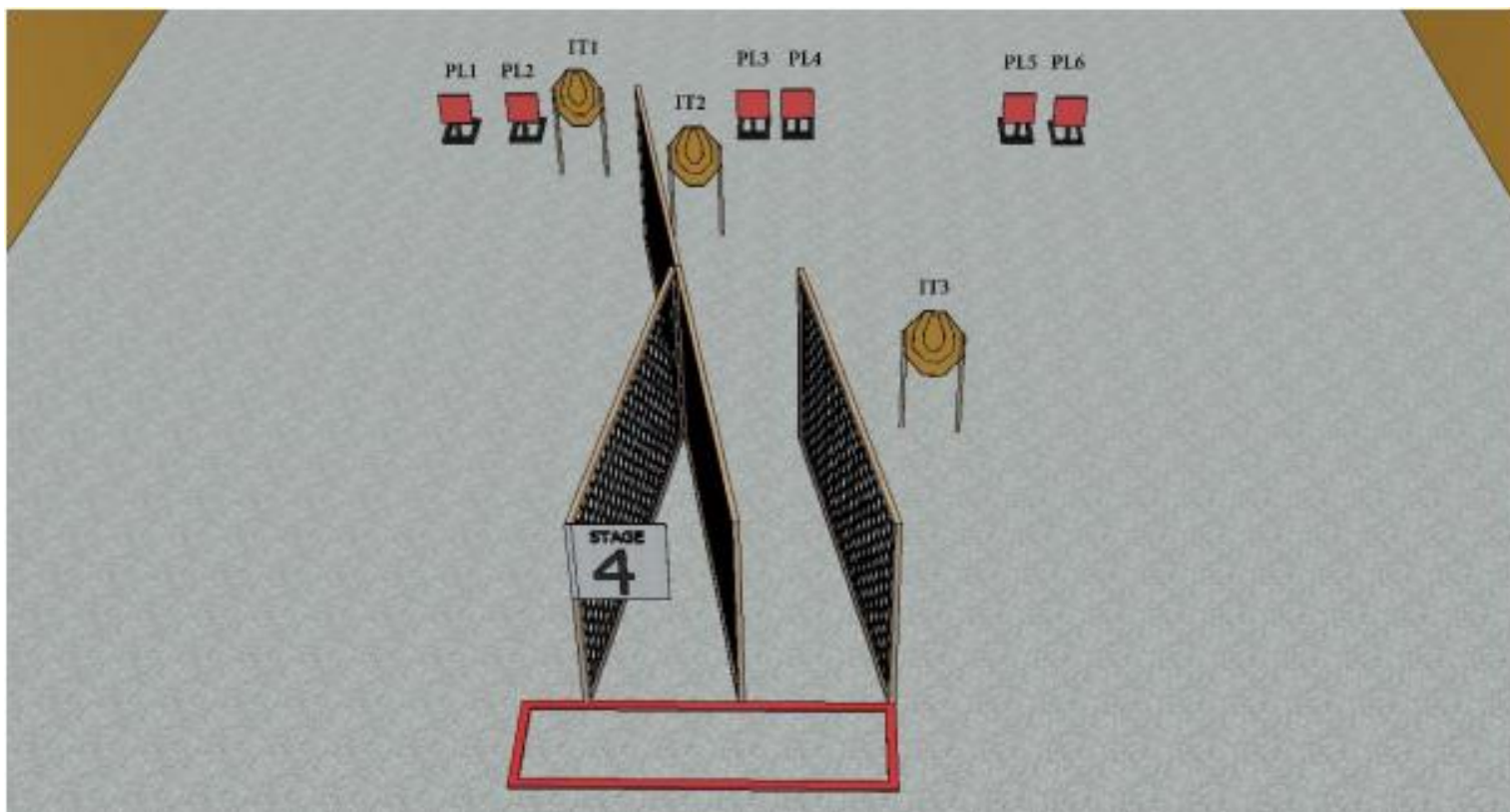
Types	Short Course
Targets	6 IPSC Targets IMT 1-6
Number of rounds to be scored	12
Firearm Ready Condition	Gun loaded and holstered
Start Position	The start position is standing with your heels on the marks left or right side.
Time Start	Audible Signal
Procedure	On signal, engage targets from within the demarcated area as they become visible.
Safety Angle	Is marked on the left/right side

SPONSORED BY

BYGGER'N
— LERVIK —



Stage 4



CHAMPIONSHIP

Types	Short Course
Targets	3 IPSC Targets, IT 1-3, 6 Steel Plate, PL 1-6
Number of rounds to be scored	12
Firearm Ready Condition	Gun loaded and holstered
Start Position	The start position is standing anywhere within the demarcated area.
Time Start	Audible Signal
Procedure	On signal, engage targets from within the demarcated area as they become visible.
Safety Angle	Is marked on the left/right side

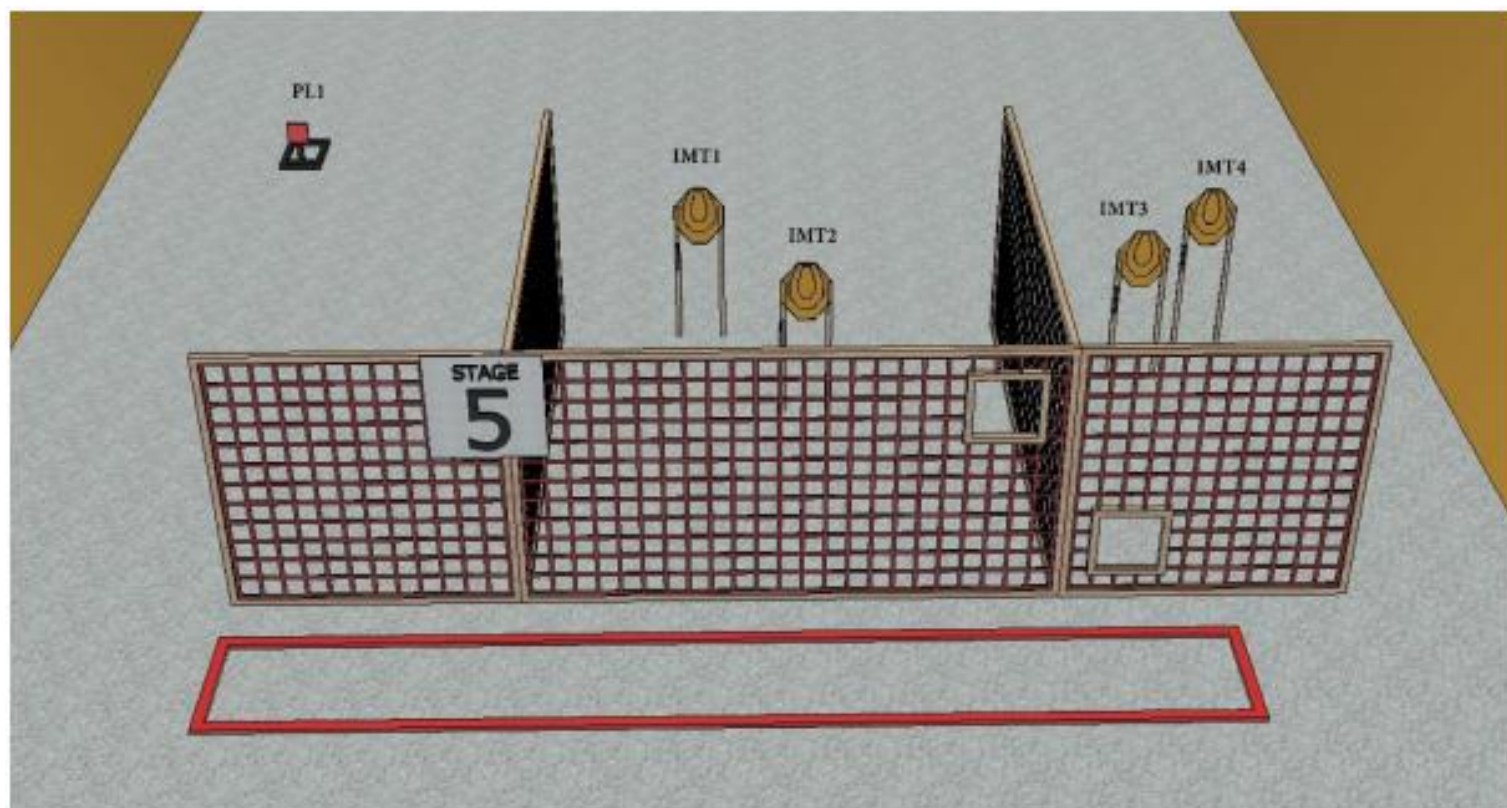
SPONSORED BY



Gjensidige
Surnadal - Heim - Tingvoll



Stage 5



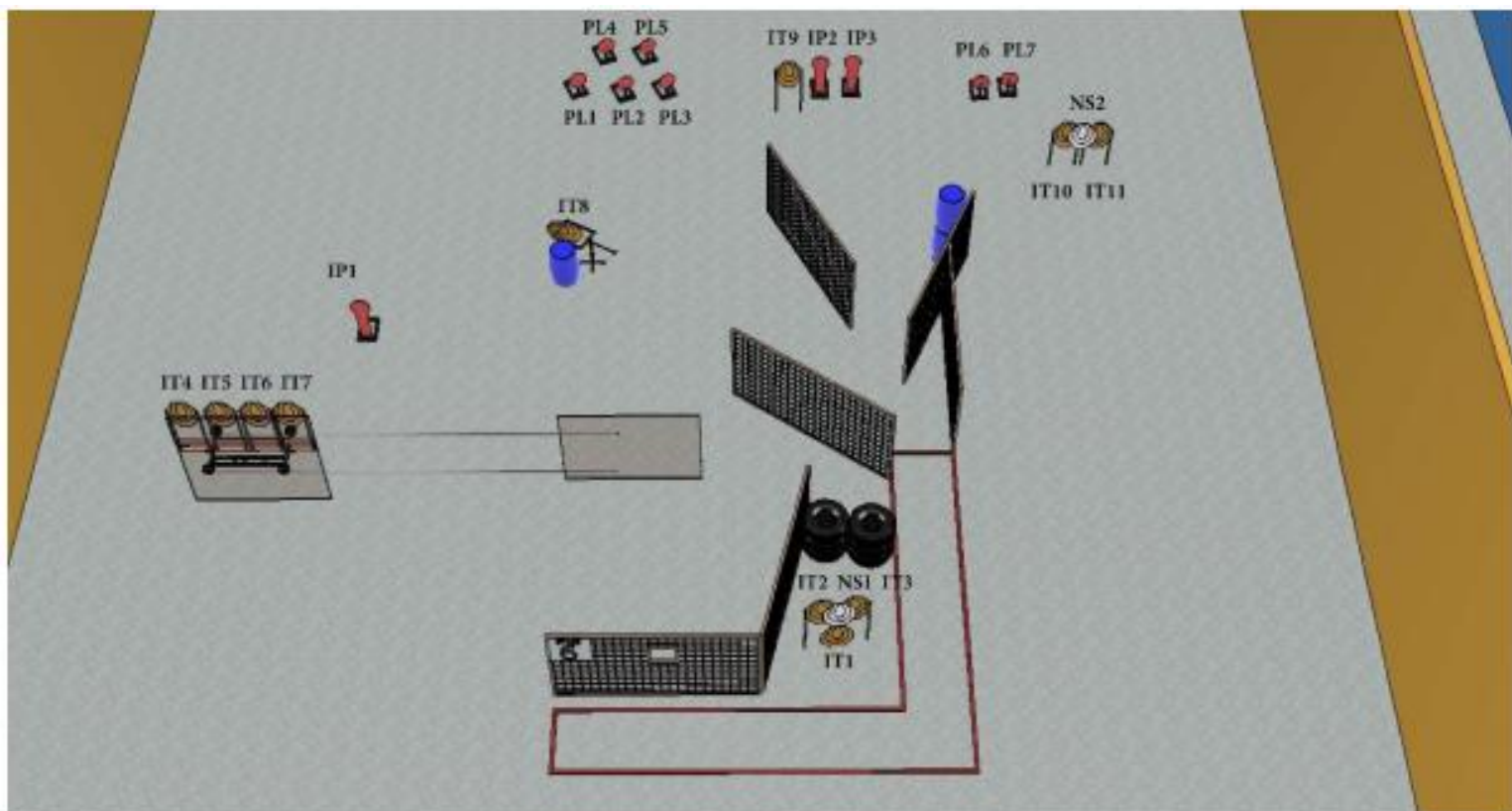
CHAMPIONSHIP

Types	Short Course
Targets	4 IPSC Targets, IMT 1-4, 1 Steel Plate, PL
Number of rounds to be scored	9
Firearm Ready Condition	Gun loaded and holstered
Start Position	The start position is standing anywhere within the demarcated area.
Time Start	Audible Signal
Procedure	On signal, engage targets from within the demarcated area as they become visible.
Safety Angle	Is marked on the left/right side

SPONSORED BY



Stage 6



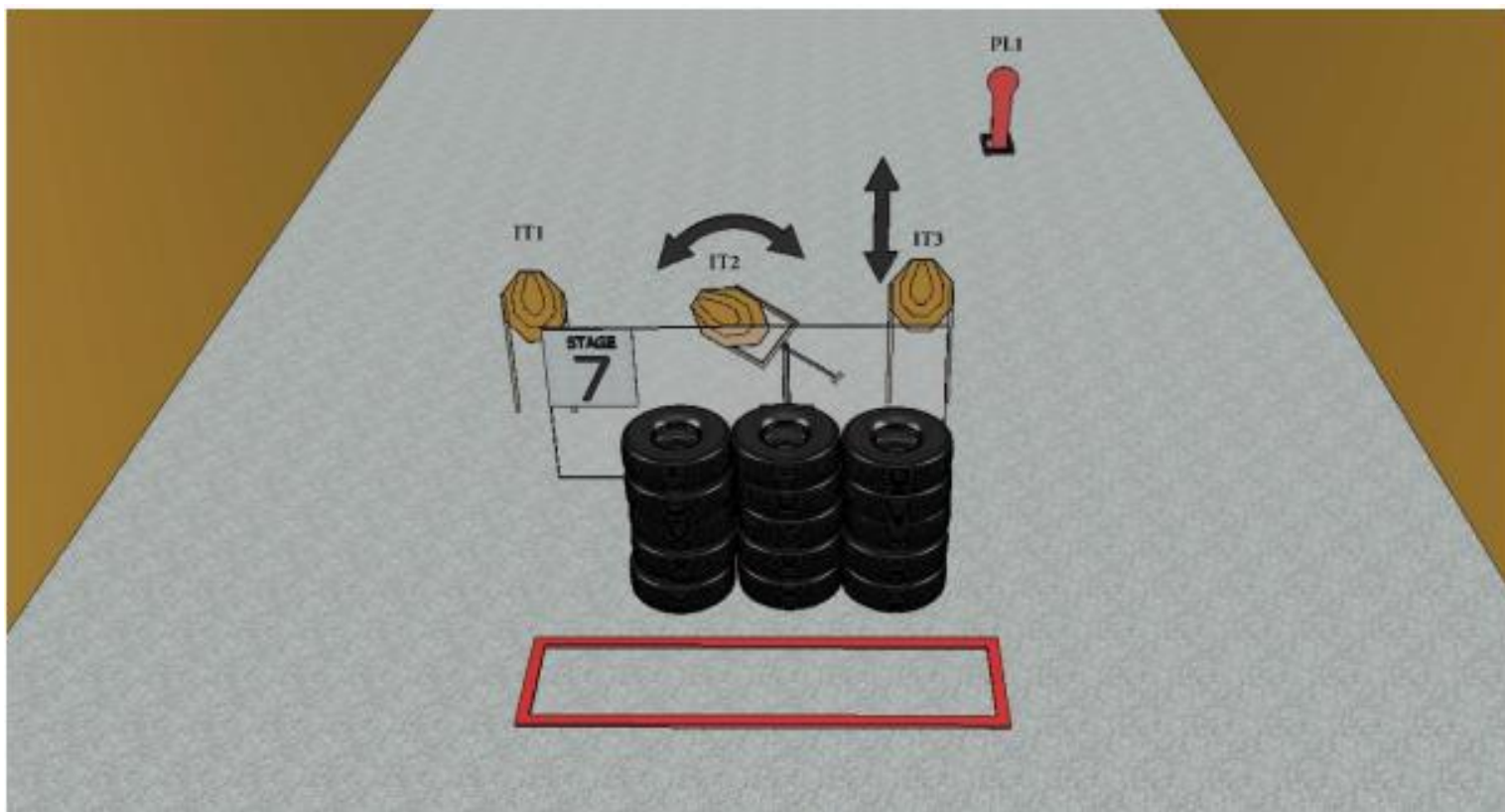
Types	Long Course
Targets	11 IPSC Targets, IT 1-11, 7 Steel Plate, PI 1-7, 3 Poppers IP 1-3, 2 No Shoot NS 1-2
Number of rounds to be scored	32
Firearm Ready Condition	Gun loaded and holstered
Start Position	The start position is standing anywhere within the demarcated area.
Time Start	Audible Signal
Procedure	On signal, engage targets from within the demarcated area as they become visible. Popper IP1 realises moving target IT 4,5,6,7, Steel plate PL1 realises swinger IT 8. Moving target will be visible at rest.
Safety Angle	Is marked on the left/right side

SPONSORED BY





Stage 7



Classic, Production, production optic and Production optic light

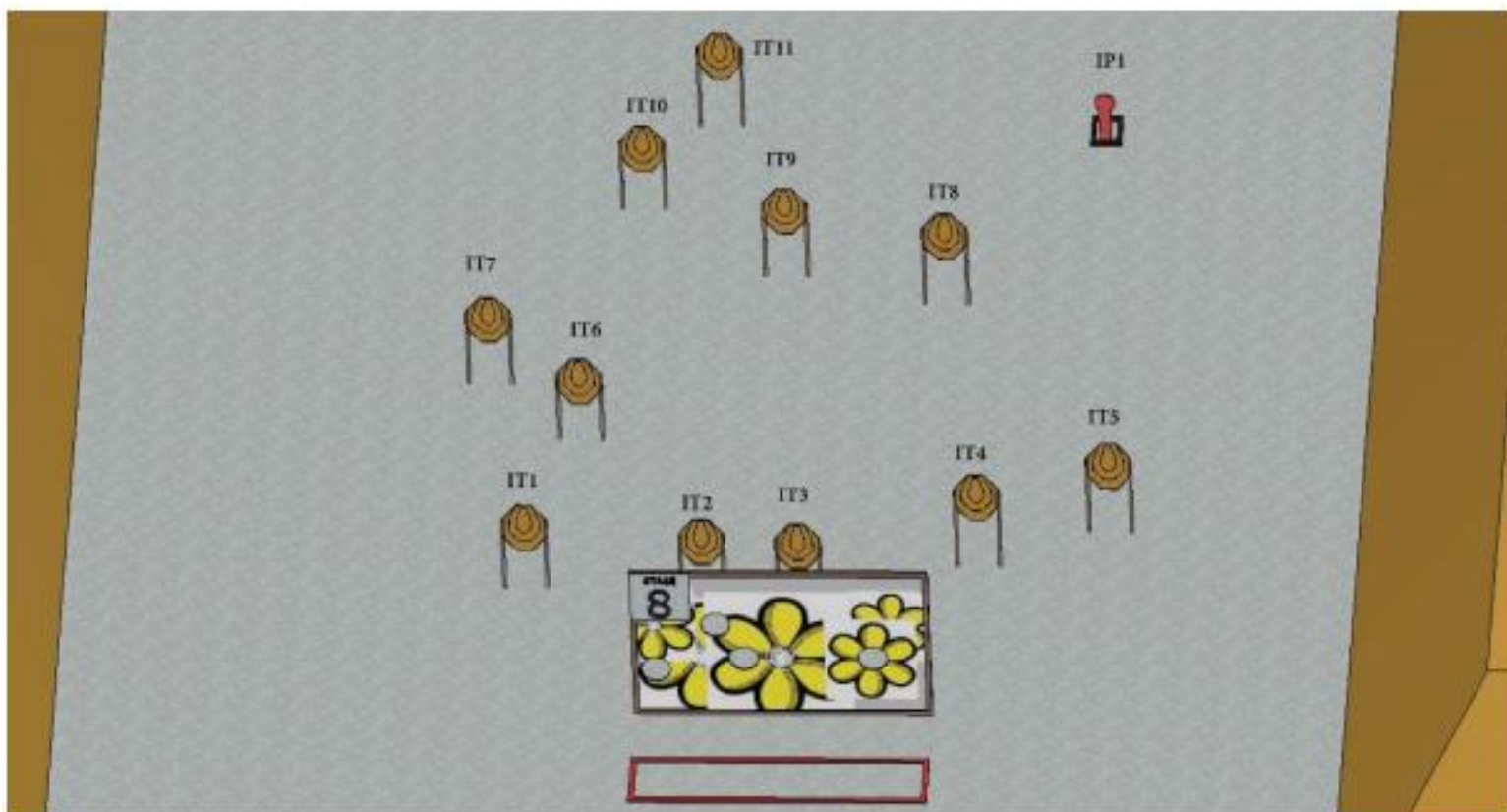
Types	Short Course
Targets	3 IPSC Targets, IT 1-3, 1 Poppers IP 1
Number of rounds to be scored	7
Firearm Ready Condition	Gun loaded and holstered
Start Position	The start position is standing anywhere within the demarcated area.
Time Start	Audible Signal
Procedure	On signal, engage targets from within the demarcated area as they become visible. Popper IP1 realises moving target IT 2 and IT 3 Moving target vile be visible at rest.
Safety Angle	Is marked on the left/right side

SPONSORED BY

FRANK & LENE

FLINK ONE

Stage 8



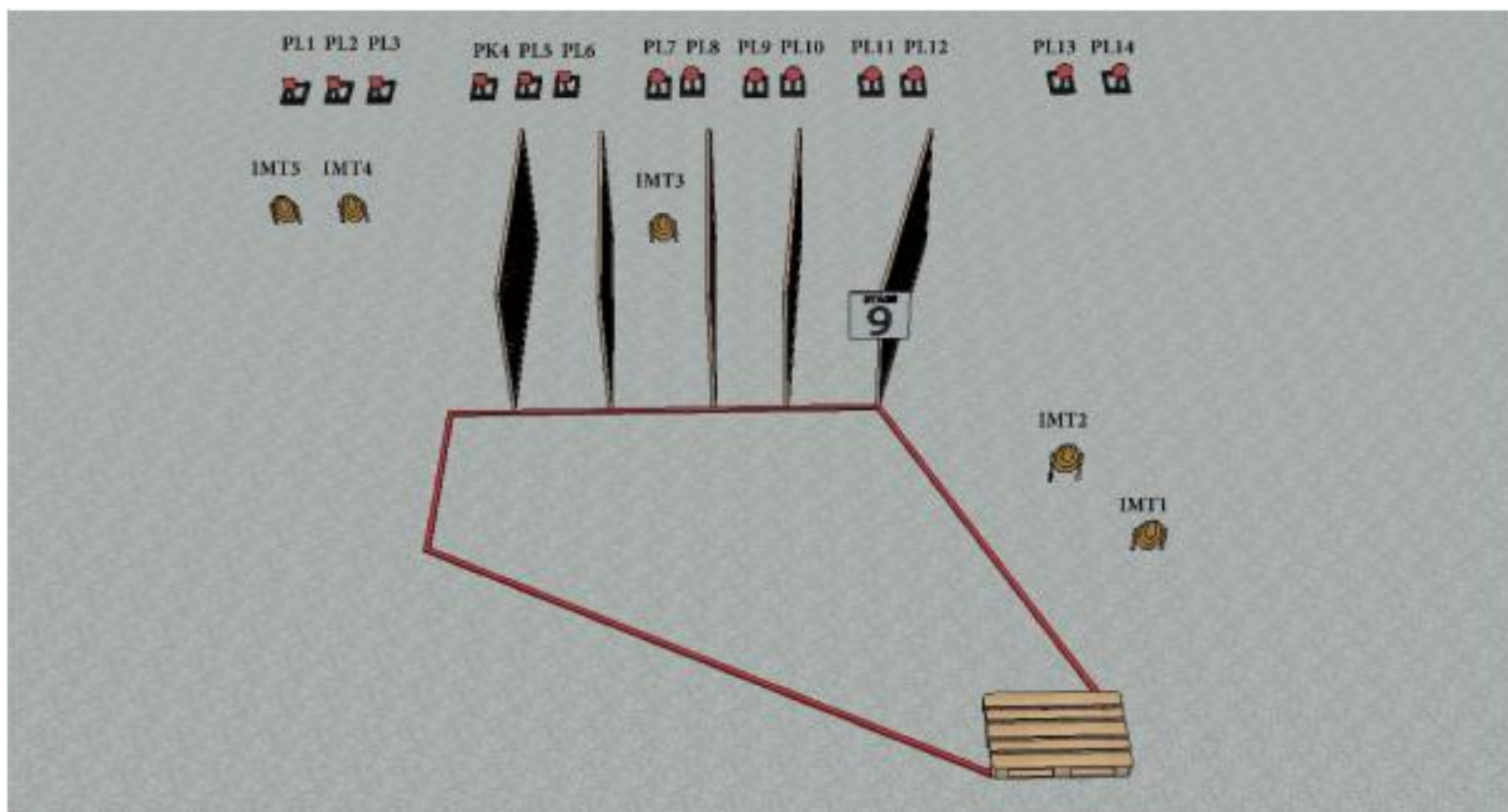
Classic, Production, production optic and Production optic light

Types	Medium Course
Targets	11 IPSC Targets, IT 1-11, 1 Poppers IP 1
Number of rounds to be scored	23
Firearm Ready Condition	Gun loaded and holstered
Start Position	The start position is standing anywhere within the demarcated area.
Time Start	Audible Signal
Procedure	On signal, engage targets from within the demarcated area, as they become visible.
Safety Angle	Is marked on the left/right side

SPONSORED BY



Stage 9

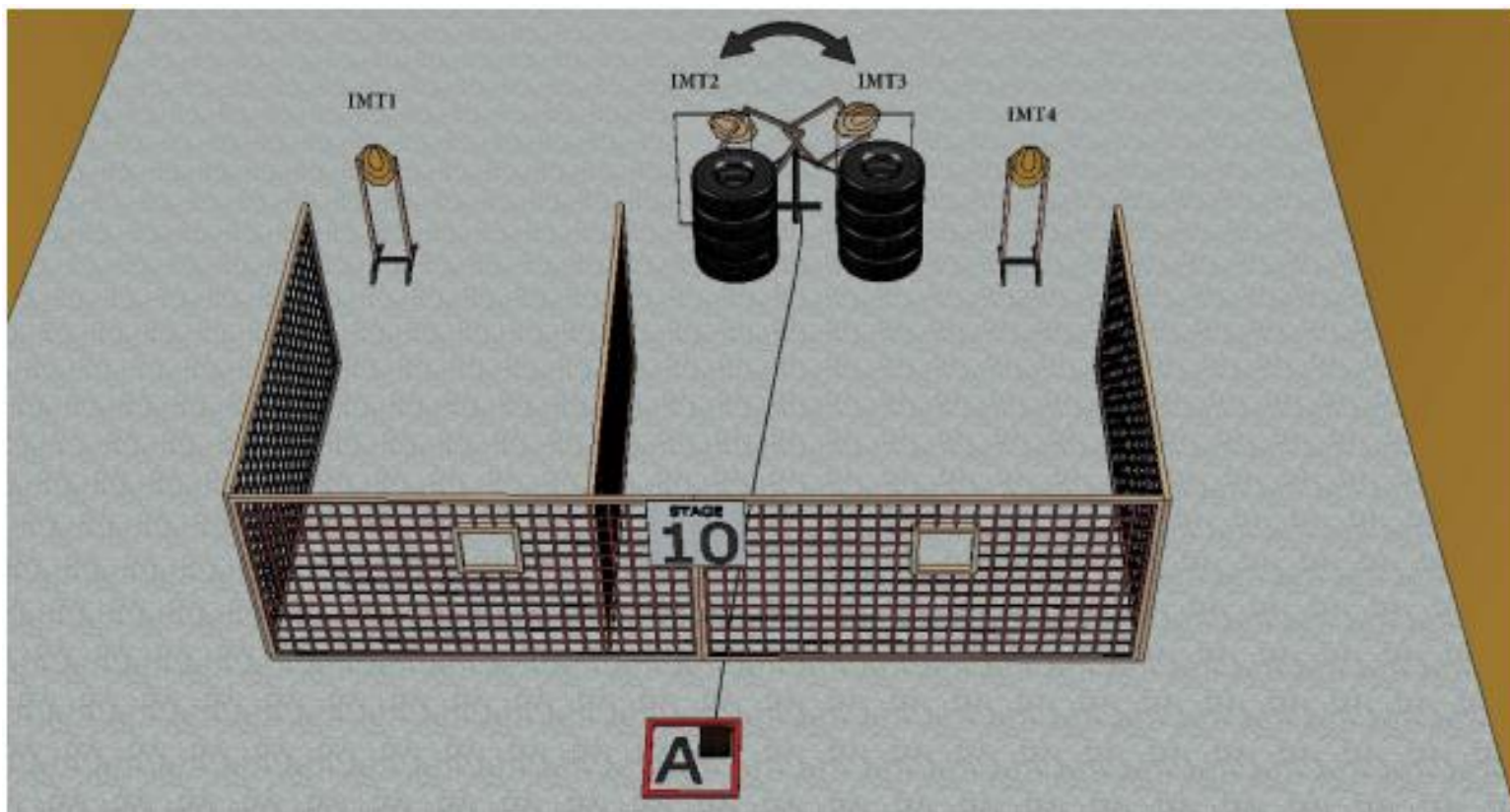


Classic, Production, production optic and Production optic light

Types	Medium Course
Targets	5 IPSC Targets, IMT 1-5, 14 Steel Plate PL 1-14
Rounds to be Scored	24
Firearm Ready Condition	
Start Position	The start position is standing on pallet
Time Start	Audible Signal
Procedure	On signal, engage all targets as they become visible, inside the demarcated area.
Safety Angle	Is marked on the left/right side

SPONSORED BY

Stage 10



Classic, Production, production optic and Production optic light

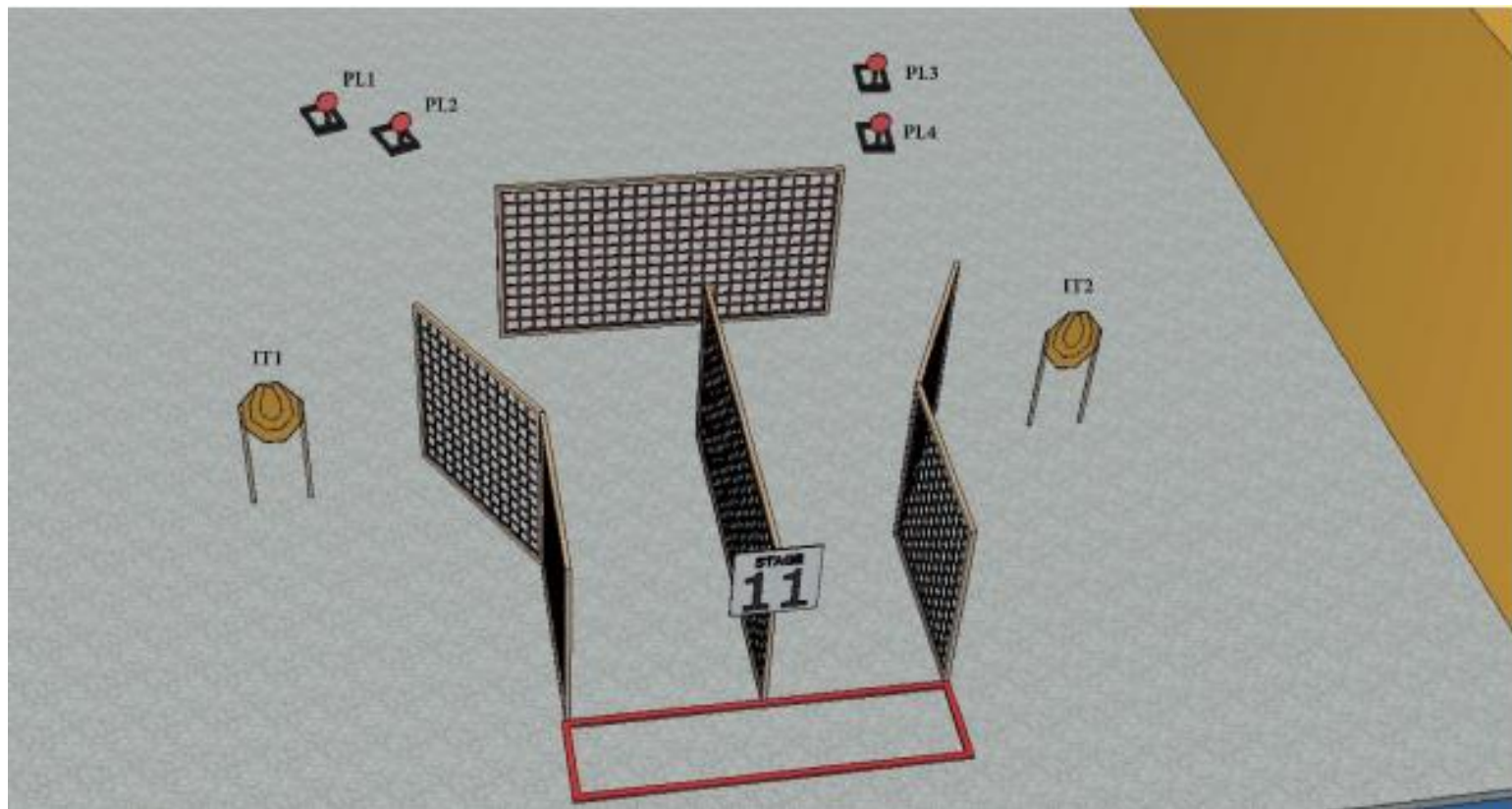
Types	Short Course
Targets	4 IPSC Targets, IMT 1-4
Number of rounds to be scored	8
Firearm Ready Condition	Gun loaded and holstered
Start Position	The start position is standing in the box A
Time Start	Audible Signal
Procedure	On signal, engage targets from the demarcated area as they become visible. The swinger's ITM 2 and IMT 3 will be relisted bay footplate and will be visible at rest.
Safety Angle	Is marked on the left/right side

SPONSORED BY





Stage 11



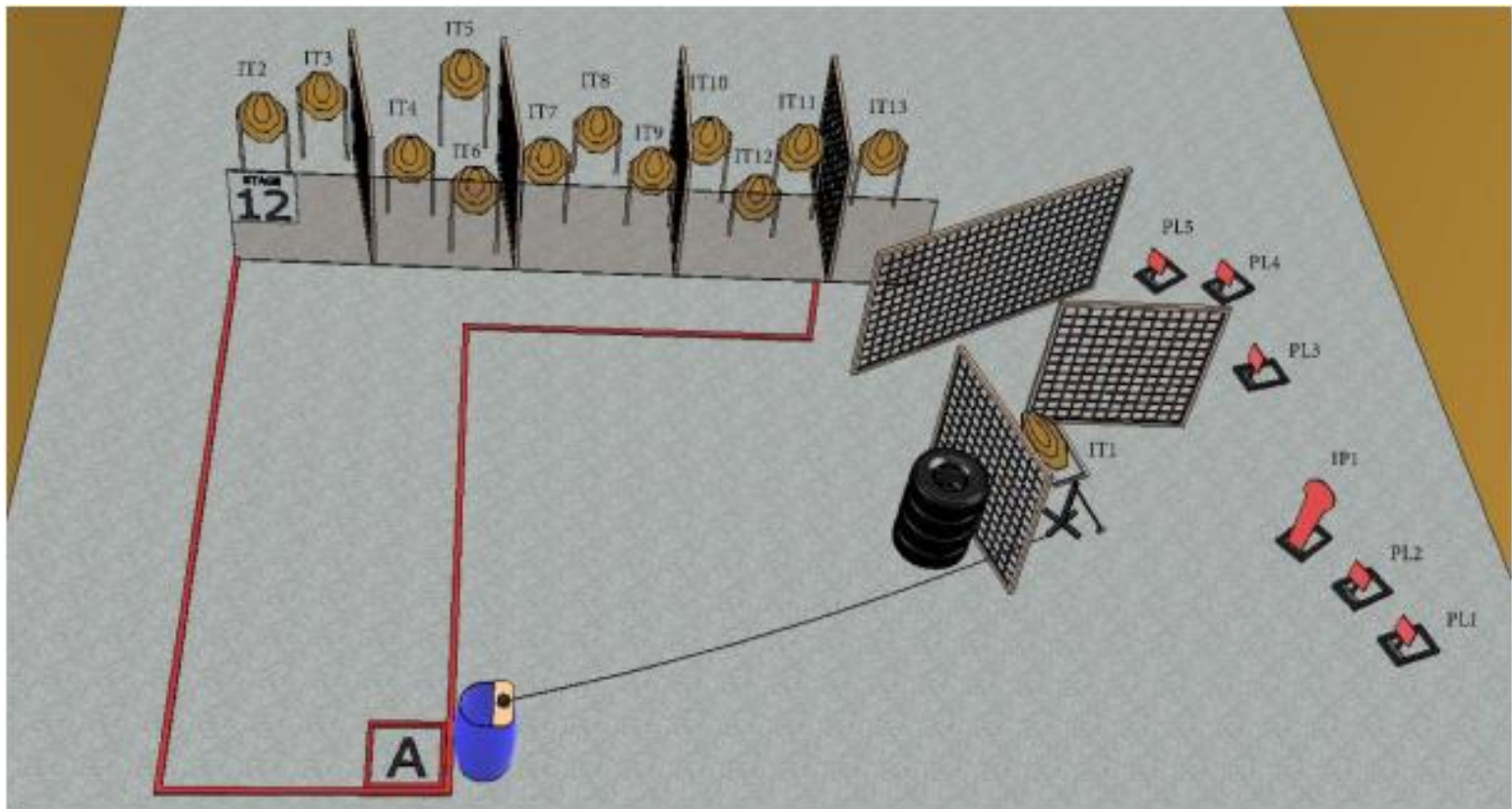
Classic, Production, production optic and Production optic light

Types	Short Course
Targets	2 IPSC Targets, IT 1-2, 4 Steel Plate PL 1-4
Number of rounds to be scored	8
Firearm Ready Condition	Gun loaded and holstered
Start Position	The start position is standing anywhere within the demarcated area.
Time Start	Audible Signal
Procedure	On signal, engage targets from the demarcated area as they become visible.
Safety Angle	Is marked on the left/right side

SPONSORED BY



Stage 12



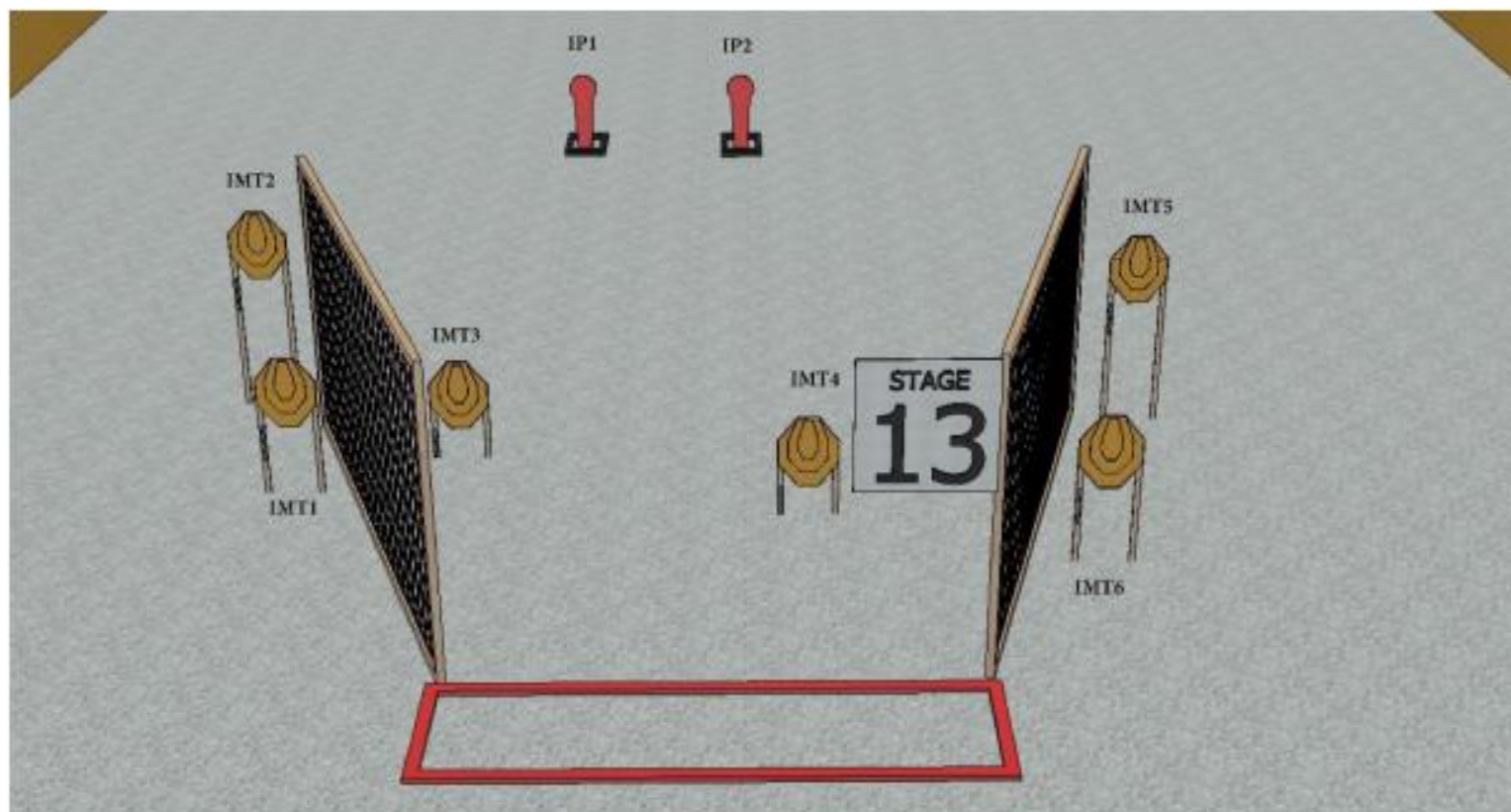
Classic, Production, production optic and Production optic light

Types	Long Course
Targets	13 IPSC Targets, IT 1-13, 5 Steel Plate, PI 1-5, 1 Poppers IP 1
Number of rounds to be scored	32
Firearm Ready Condition	Gun loaded and holstered
Start Position	The start position is standing within box A, both hands holding the weight
Time Start	Audible Signal
Procedure	On signal, drop weight and engage IPSC target IT 1 from the demarcated area as they become visible. Drop Weight will activate swinger IT 1. Steel Plates PL 1-5 and Popper IP 1, must be shot from box A. Moving target will be fully visible at rest
Safety Angle	Is marked on the left/right side

SPONSORED BY



Stage 13



Classic, Production, production optic and Production optic light

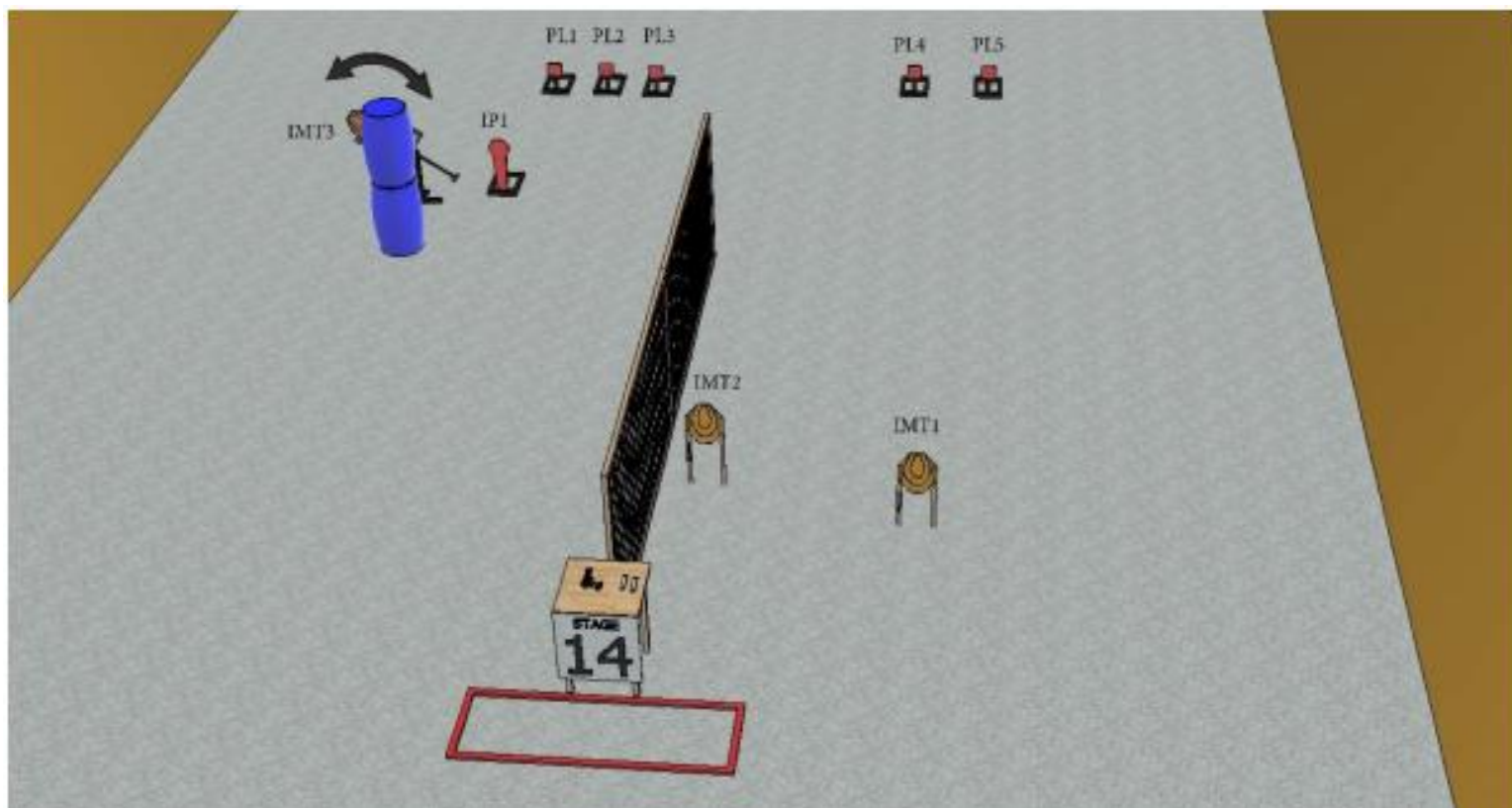
Types	Medium Course
Targets	6 IPSC Targets, IMT 1-6, 2 Poppers IP 1-2
Number of rounds to be scored	14
Firearm Ready Condition	Gun loaded and holstered
Start Position	The start position is standing relaxed anywhere the demarcated area
Time Start	Audible Signal
Procedure	On signal, engage targets strong hand only from within the demarcated area as they become visible.
Safety Angle	Is marked on the left/right side

SPONSORED BY





Stage 14



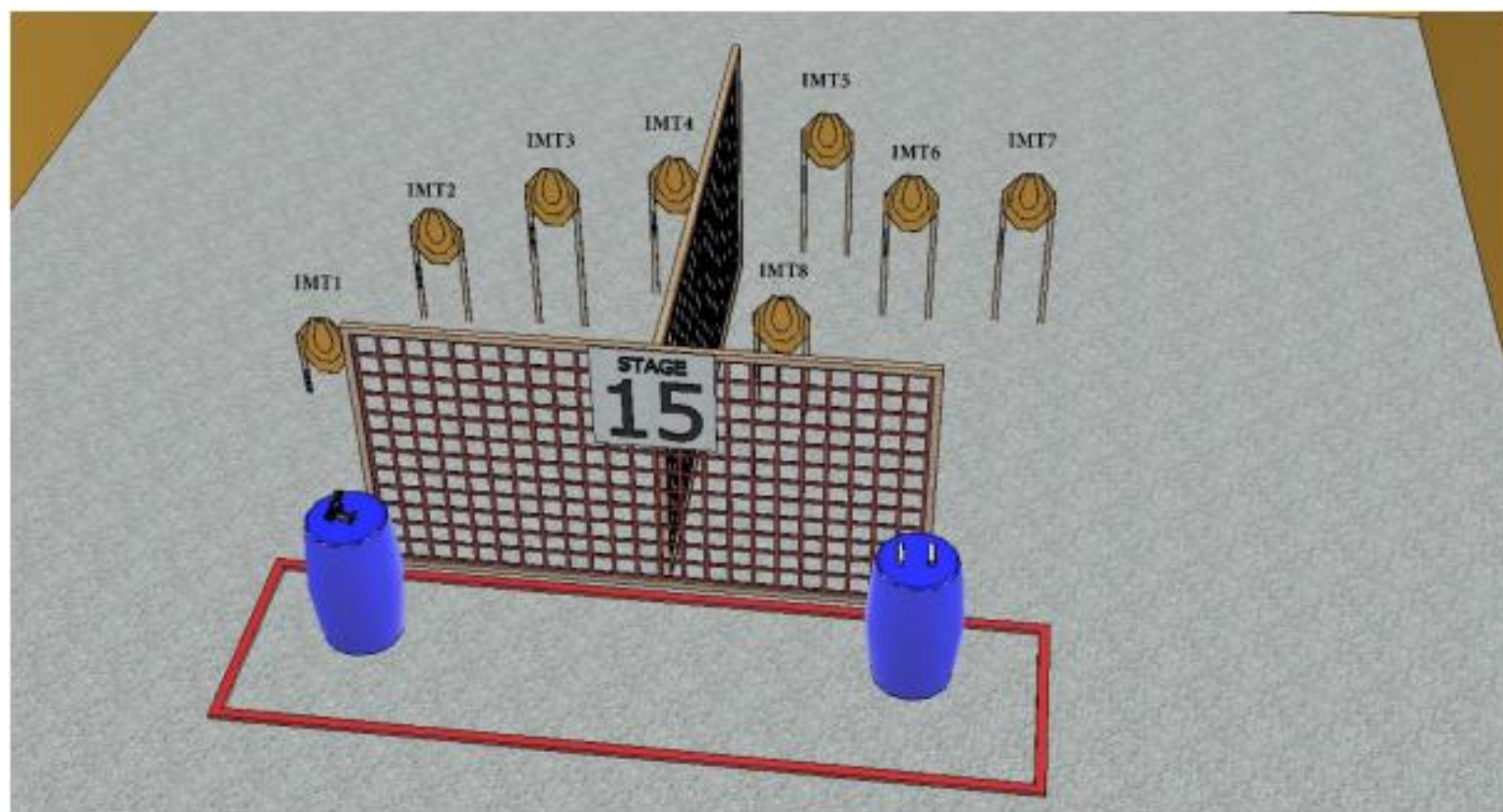
Classic, Production, production optic and Production optic light

Types	Short Course
Targets	3 IPSC Targets, IMT 1-3, 5 Steel Plate, PI 1-5, 1 Poppers IP 1
Number of rounds to be scored	12
Firearm Ready Condition	Gun unloaded with magweld empty, and all magazine to be used on table
Start Position	The start position is standing relaxed anywhere within the demarcated. Gun unloaded with magweld empty, and all magazine to be used on table.
Time Start	Audible Signal
Procedure	On signal, engage targets weak hand only from the demarcated area as they become visible. Moving swinger IMT 3 will be released by Popper IMP 1 and will be fully visible at rest.
Safety Angle	Is marked on the left/right side

SPONSORED BY



Stage 15



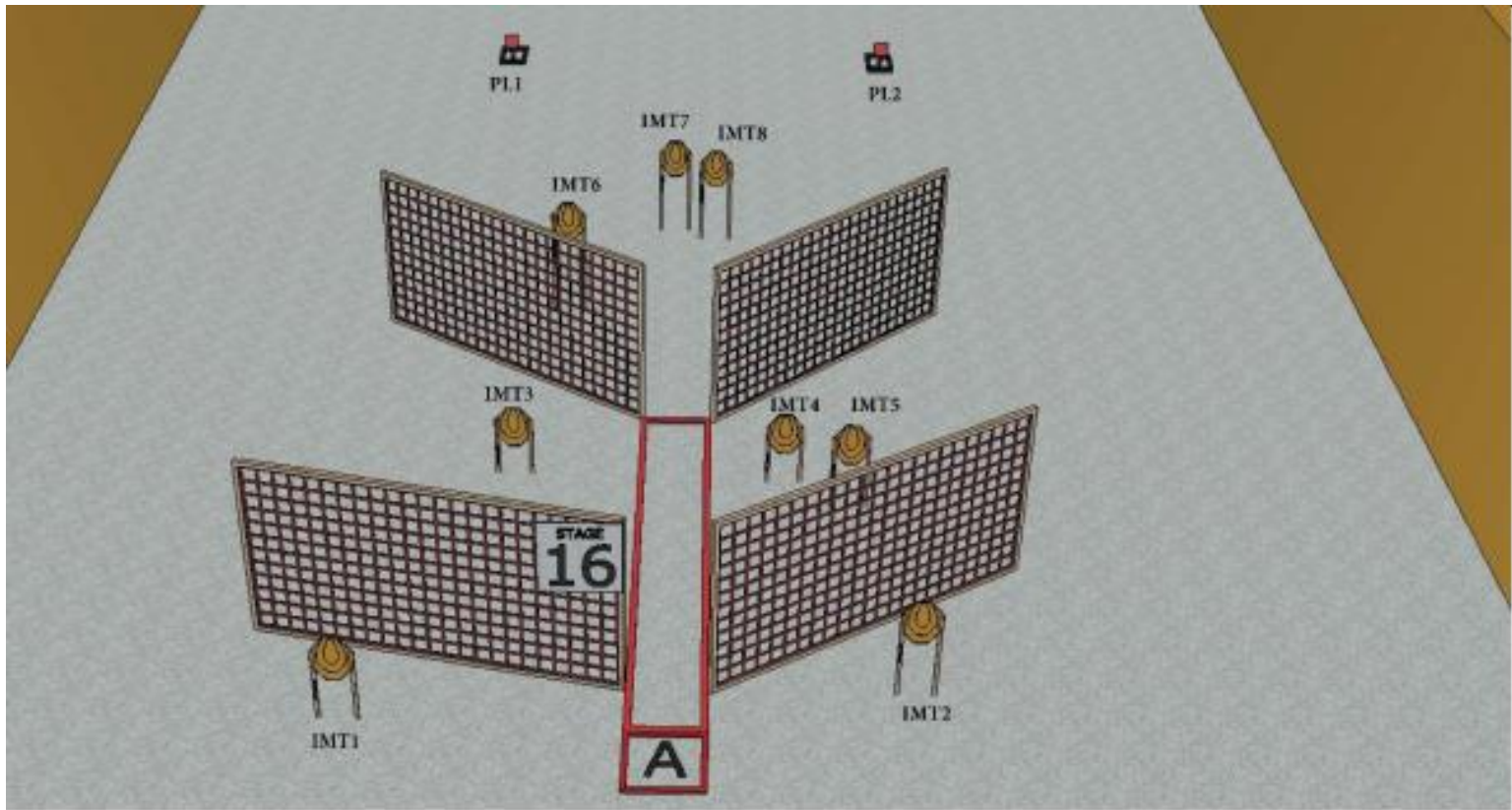
Classic, Production, production optic and Production optic light

Types	Medium Course
Targets	8 IPSC Targets, IMT 1-8
Number of rounds to be scored	16
Firearm Ready Condition	Gun unloaded with magweld empty on barrel, magazines to be used on the other barrel
Start Position	The start position is standing relaxed anywhere within the demarcated area. Gun unloaded with magweld empty on barrel, magazines to be used on the other barrel.
Time Start	Audible Signal
Procedure	On the audible signal, engage targets from within the demarcated area as they become visible.

SPONSORED BY



Stage 16



Classic, Production, production optic and Production optic light

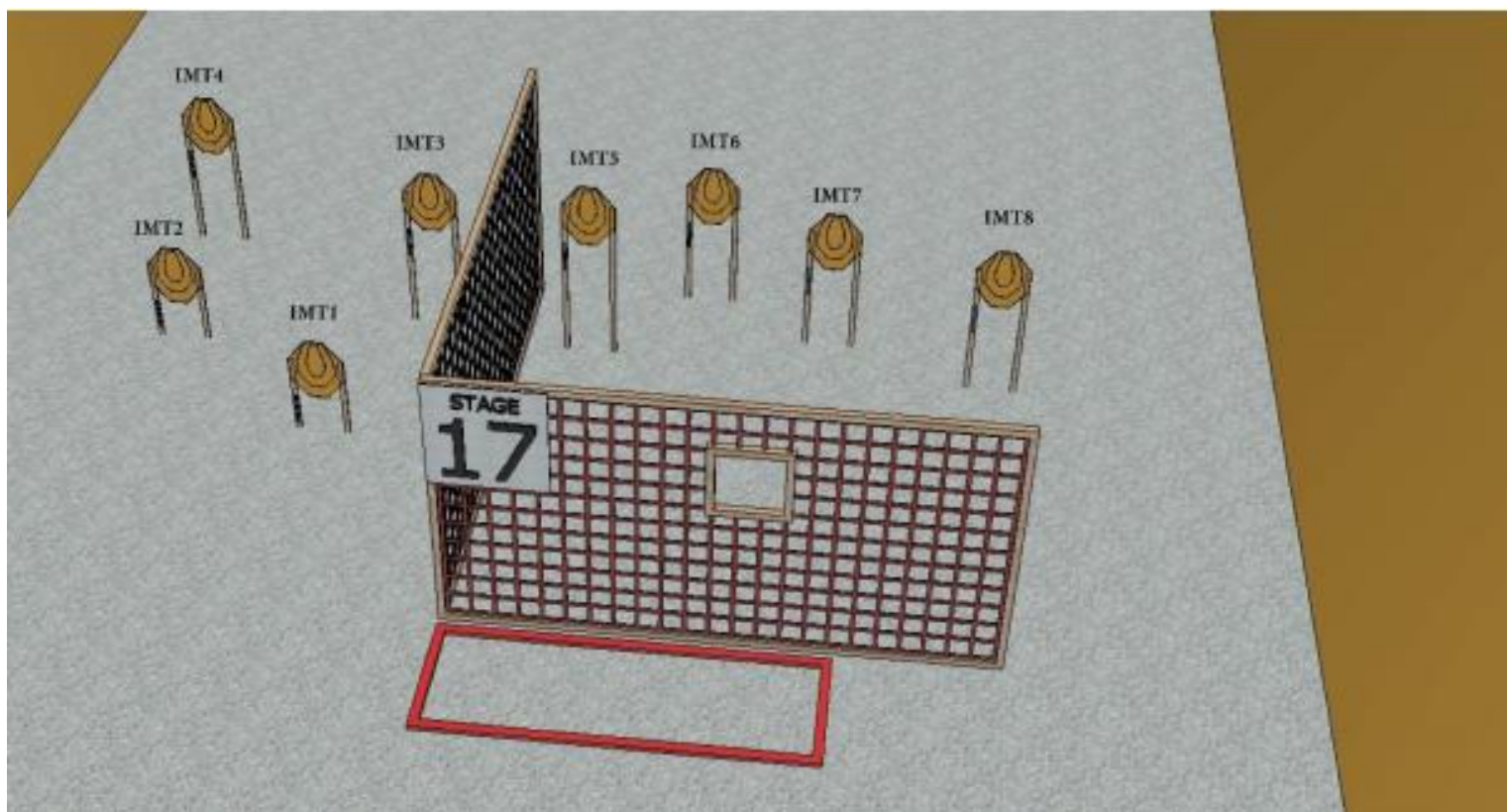
Types	Medium Course
Targets	8 IPSC Targets, IMT 1-8, 2 Steel Plate PL 1-2
Number of rounds to be scored	18
Firearm Ready Condition	Gun loaded and holstered
Start Position	The start position is standing in starting box A
Time Start	Audible Signal
Procedure	On signal, engage targets from the demarcated area as they become visible.
Safety Angle	Is marked on the left/right side

SPONSORED BY

FRANK & LENE
FLINK ONE



Stage 17



Classic, Production, production optic and Production optic light

Types	Medium Course
Targets	8 IPSC Targets, IMT 1-8
Number of rounds to be scored	16
Firearm Ready Condition	Gun loaded and holstered
Start Position	The start position is standing relaxed anywhere within the demarcated area.
Time Start	Audible Signal
Procedure	On signal, engage targets from within the demarcated area as they become visible.
Safety Angle	Is marked on the left/right side

SPONSORED BY





BROWNELLS

Serious About Firearms Since 1939™

Vi stiller med stand og børsemaker

Brownells-skytter Kenneth Handberg blir også på standen

KOM INNOM FOR EN PRAT OG EN GOD HANDEL PÅ NM!

Vi har med AR-15 og PCC rifler fra Schmeisser

Den nye CZ TS-2 og andre CZ pistoler

**Kom og se det nye Brownells MPO 1-8x24
med Fine Duplex retikkel!**

**Vi har også med litt deler til AR, pusseutstyr,
hørselvern, skytebriller**

Våpenkofferter fra Explorer

***Om du ønsker vi skal ta med krutt og tennheter, legg inn
din bestilling i nettbutikken i løpet av uken og merk med
NM så tar vi det med. Helt fraktfritt.***

www.brownells.no



BROWNELLS

Serious About Firearms Since 1939™

INTRODUKSJONSTILBUD: RIFLER FRA SCHMEISSER m/eksklusivt Futteral



RABATTKODE:
NM-SCHMEISSER

NM-RABATTKODE GIR **KR 4000 I RABATT!**
Priser fra kr 19 900,-

Kommer på lager i august
Tilbudet er gyldig til 31.08.2021

**Vi gir deg dette flotte
futteralet på kjøpet!**

Futteral
Verdi kr 1000,-



brownells.no



NM TILBUD FRA



Hjemmelading - Våpendeler - Skyterekvisita

Rabattkode: match10

Bestillingsfrist: 10.08.2021 24:00

Gjelder alle varer på lager.
Varene levers på match (du får kontaktinfo etter bestilling)



WE WISH YOU GOOD LUCK ON YOUR
SHOOTING!



Classic, Production, production optic and Production optic light



FRANK & LENE

FLINK. ONE

