


Stage 1

“Noname”



Course of fire:

Medium Course

Minimum number of rounds:

24

Targets:

11 IPSC targets, 2 ipsc mini poppers, 1NS

Handgun ready condition:

Loaded and holstered

Start position:

Anywhere in designated area.

Time starts:

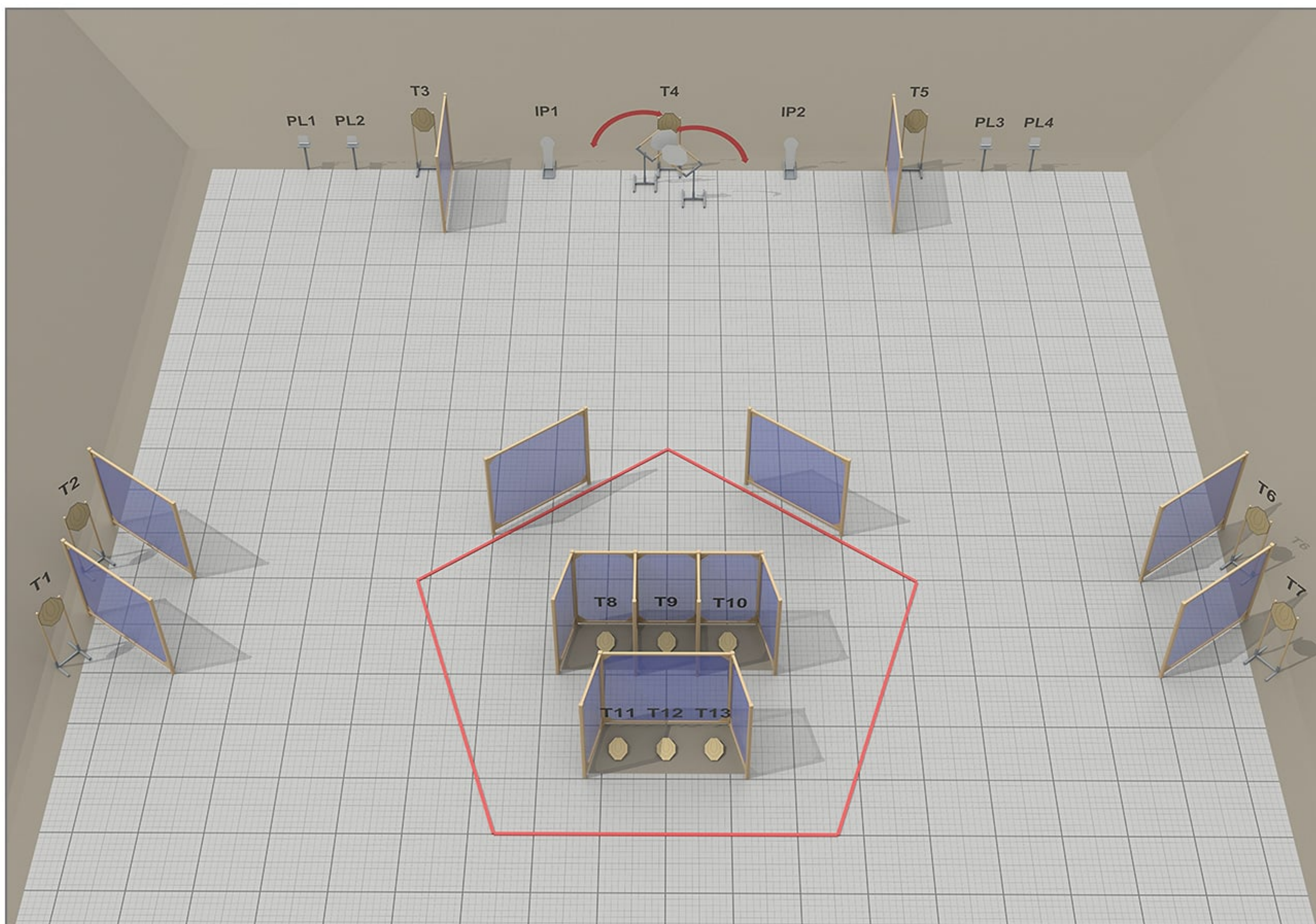
On audible signal.

Stage procedure:

Upon signal engage all targets.

Stage 2

“XXL”



Course of fire:

Long Course

Minimum number of rounds:

32

Targets:

4 IPSC plates, 2 IPSC poppers, 13 IPSC targets and some no-shoots

Handgun ready condition:

Loaded and holstered

Start position:

Anywhere in designated area.

Time starts:

On audible signal.

Stage procedure:

Upon signal engage all targets.

Poppers IP1 and IP2 will activate swinging no-shoot targets, hidden target are visible at rest.

Stage 3


“ Wild Bill ”



Course of fire:	Short Course
Minimum number of rounds:	12
Targets:	6 IPSC targets, 2 NS
Handgun ready condition:	Laying flat on table. Muzzle pointing downrange. Magazine inserted, empty chamber.
Start position:	Sitting relaxed in chair, cards in both hands.
Time starts:	On audible signal.
Stage procedure:	Engage all targets. Weak hand only.

Stage 4


“Double”



Course of fire:	Medium Course
Minimum number of rounds:	22
Targets:	9 IPSC targets, 2 IPSC mini targets, 1 NS
Handgun ready condition:	Loaded and holstered
Start position:	Anywhere in designated area.
Time starts:	On audible signal.
Stage procedure:	Upon signal engage all targets.

Stage 5


“ Timer ”



Course of fire:	Short Course
Minimum number of rounds:	12
Targets:	3 IPSC targets, 2 IPSC poppers, 4 IPSC metal plates, 2 NS
Handgun ready condition:	Unloaded and holstered
Start position:	Anywhere in designated area.
Time starts:	On audible signal.
Stage procedure:	Upon signal engage all targets, Popper IP1 will activate bobber T1, popper IP2 will activate bobber T3. Both poppers have to fall to activate the swinging target T2. All moving targets are visible at rest.

Stage 6

“Swingers”



Course of fire:

Short Course

Minimum number of rounds:

12

Targets:

4 IPSC targets, 4 IPSC poppers

Handgun ready condition:

Loaded and holstered

Start position:

Anywhere in designated area.

Time starts:

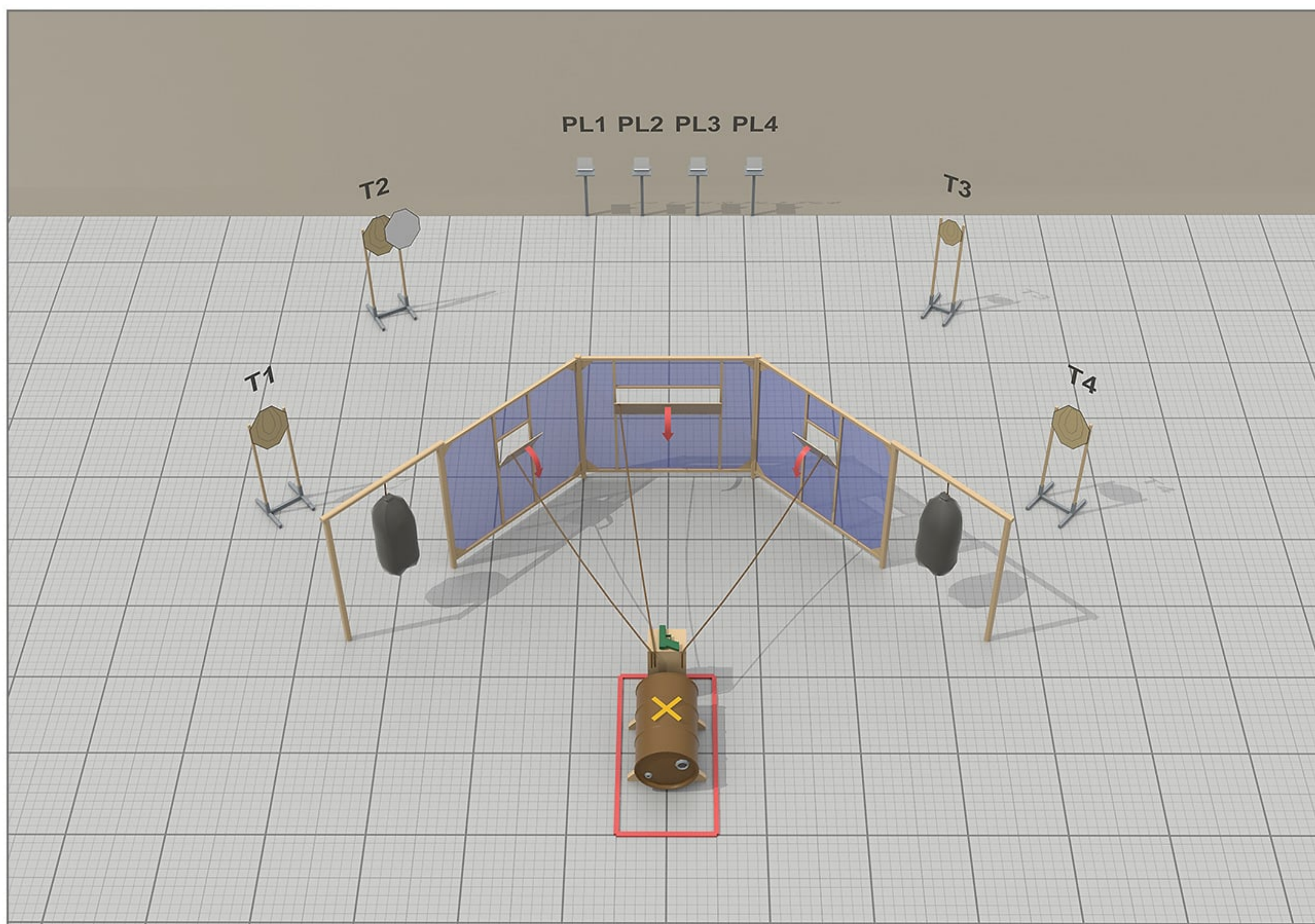
On audible signal.

Stage procedure:

Upon signal engage all targets. Popper IP1 activates swinger T1, popper IP2 activates swinger T2, popper IP3 activates swinger T3 and popper IP4 activates swinger T4. All moving targets are visible at rest.

Stage 7

“Cowgirl”



Course of fire:

Short Course

Minimum number of rounds:

12

Targets:

3 IPSC targets, 1 IPSC mini target, 4 IPSC metal plates, 1 NS

Handgun ready condition:

Laying flat on table. Muzzle pointing downrange.

Magazine inserted, empty chamber.

Start position:

Sitting relaxed in the saddle, hands on legs.

Time starts:

On audible signal.

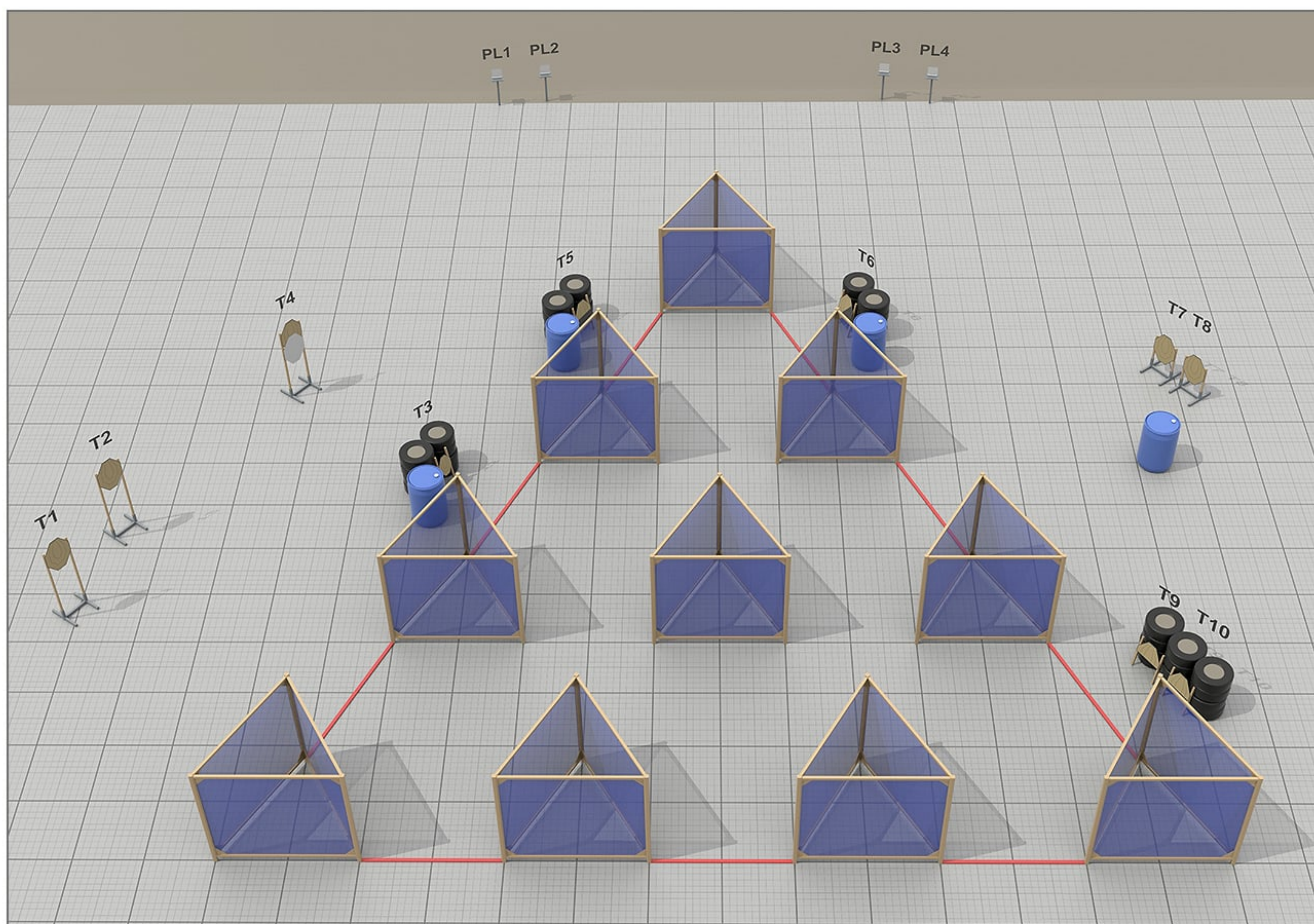
Stage procedure:

Upon signal engage all targets.

The ropes will open the hatches.

Stage 8

“Trekant”



Course of fire:

Medium Course

Minimum number of rounds:

24

Targets:

9 IPSC targets, 1 IPSC mini target, 4 IPSC metal plates, 1 NS

Handgun ready condition:

Loaded and holstered

Start position:

Anywhere in designated area.

Time starts:


On audible signal.

Stage procedure:

Upon signal engage all targets.

Stage 9

“ El Presidente ”



Course of fire:	Short Course
Minimum number of rounds:	12
Targets:	3 IPSC targets
Handgun ready condition:	Loaded and holstered
Start position:	Shooter standing inside box, facing uprange (back to targets), surrender position - wrists above shoulders.
Time starts:	On audible signal.
Stage procedure:	Upon signal engage all targets with only two rounds, then mandatory reload, then engage all targets with only two rounds again.