



MM4-Stage 1

by Martlev

Start Position:

The start position is standing both hands touching mark as demonstrated.

Procedure:

On the audible start signal, engage all targets from within the designated area.

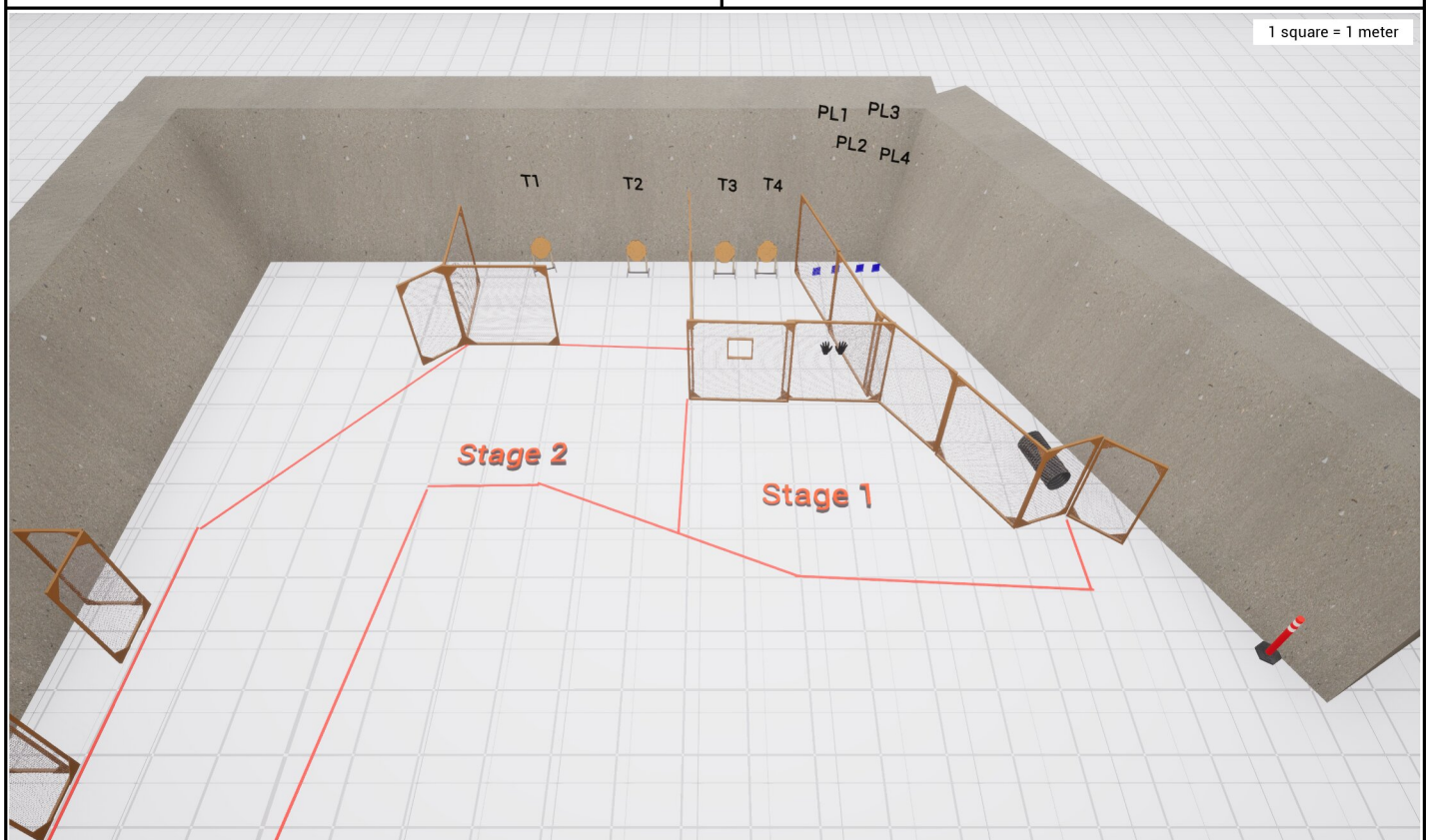
Scoring Best 2 hits on paper.

Course Type Short

Rounds 12

Time Start Audible

Targets 4 IPSC targets
4 IPSC plates



Setup Notes:

T4



MM4-Stage 2

by Martlev

Start Position:

The start position is standing

Procedure:

On the audible start signal, engage all targets from within the designated area.

Scoring Best 2 hits on paper.

Course Type Medium

Rounds 22

Time Start Audible

Targets 9 IPSC targets
4 IPSC plates



Setup Notes:

T4

MM4-Stage 2

by Martlev

WRITTEN STAGE BRIEFING

Welcome to stage Stage 2.

Stage 2 is a medium course

There are 9 IPSC targets and 4 IPSC metal plate

Rounds to be scored is 22

The start position is standing

On the audible start signal, engage all targets from within the designated area.

Safety angle flags left and right.

Any question?

5 min

Click here to load
custom image

450x450 pixels





MM4-Stage 3

by Martlev

Start Position:

The start position is standing

Procedure:

On the audible start signal, engage all targets from within the Designated area.

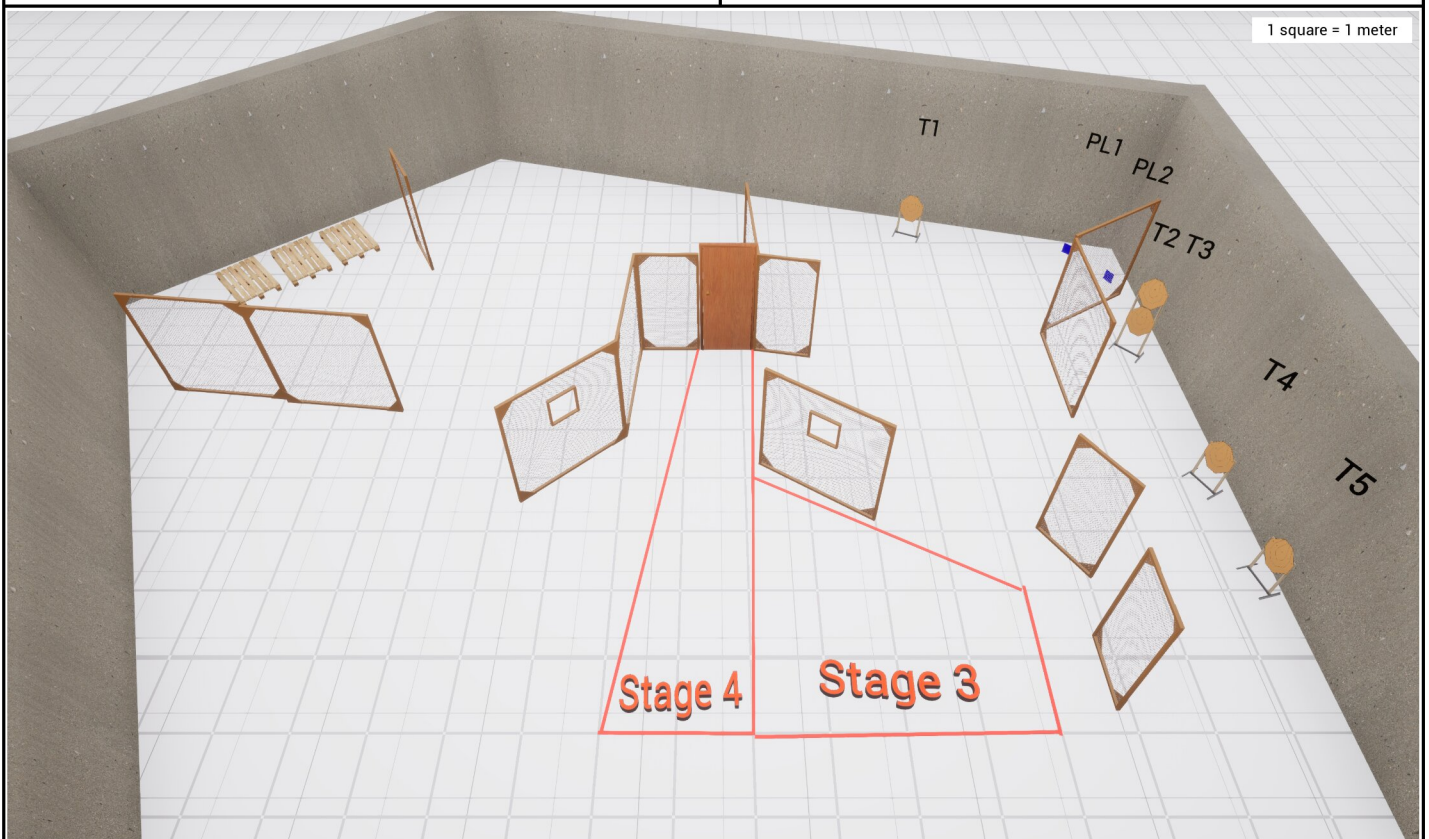
Scoring Best 2 hits on paper.

Course Type Short

Rounds 12

Time Start Audible

Targets 5 IPSC targets
2 IPSC plates



Setup Notes:

T3

MM4-Stage 3

by Martlev

WRITTEN STAGE BRIEFING

Welcome to stage Stage 3.

Stage 3 is a short course

There are 5 IPSC targets and 2 IPSC metal plate.

Rounds to be scored is 12

The start position is standing

On the audible start signal, engage all targets from within the designated area.

Safety angle 90-90

Any question?

5 min

Click here to load
custom image

450x450 pixels





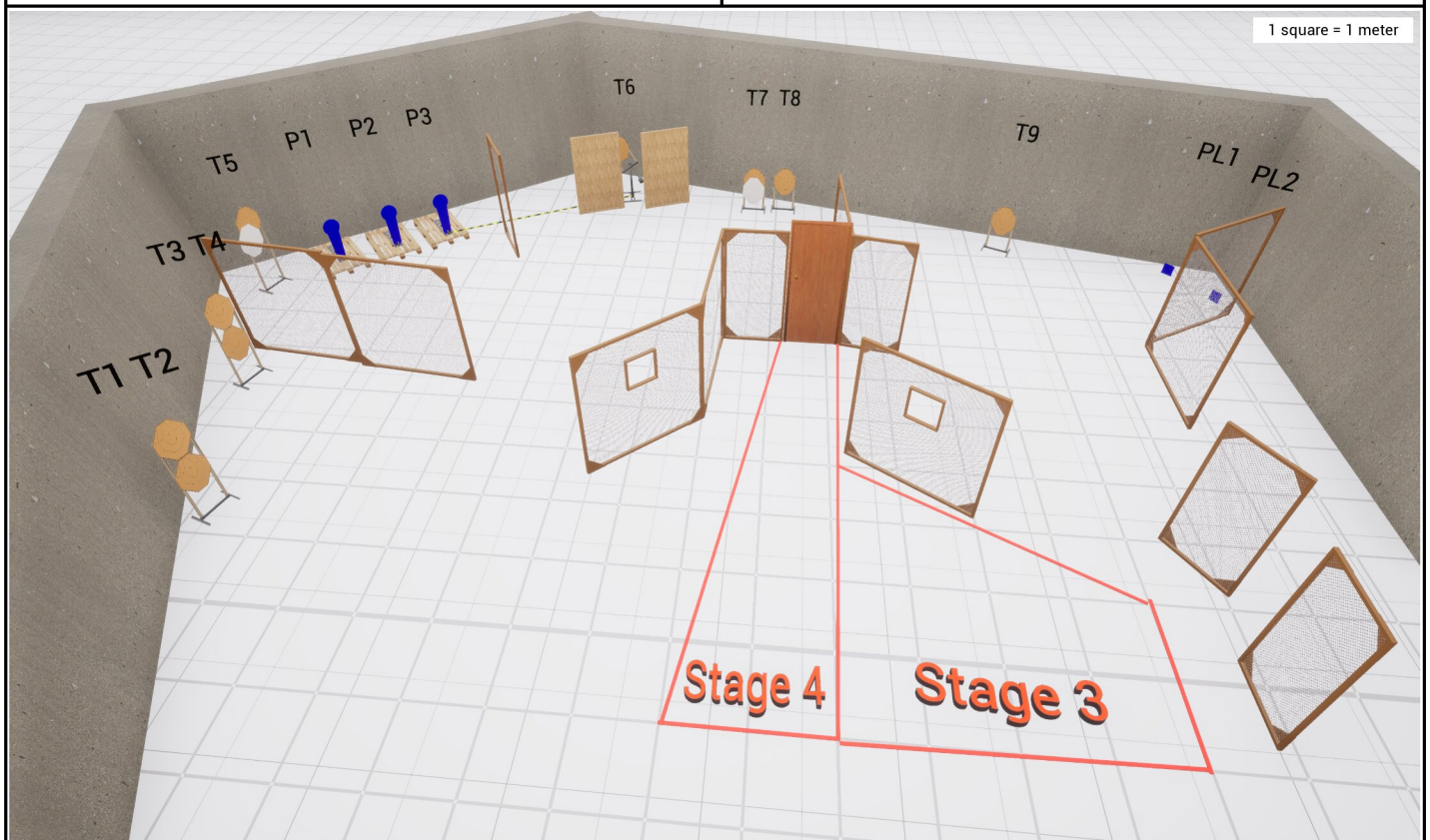
MM4-Stage 4

by Martlev

Start Position:
The start position is standing

Procedure:
On the audible start signal, engage all targets from within the designated area.
P3 activates T6 which remains visible at rest

Scoring Best 2 hits on paper.
Course Type Medium
Rounds 23
Time Start Audible
Targets 9 IPSC targets
3 IPSC poppers
2 IPSC plates
2 No-shoots



Setup Notes:
T3

MM4-Stage 4

by Martlev

WRITTEN STAGE BRIEFING

Welcome to stage Stage 4.

Stage 4 is a medium course

There are 9 IPSC targets , 3 IPSC popper, 2 IPSC metal plate and some NS
Rounds to be scored is 23

The start position is standing

On the audible start signal, engage all targets from within the designated area.
P3 activates T6 wich remains visible at rest.

Safety angle 90-90

Any question?

5 min

Click here to load
custom image

450x450 pixels





MM4-Stage 5

by Martlev

Start Position:

The start position is standing.

Procedure:

On the audible start signal, engage all targets from within the designated area with a minimum of one hit per target.

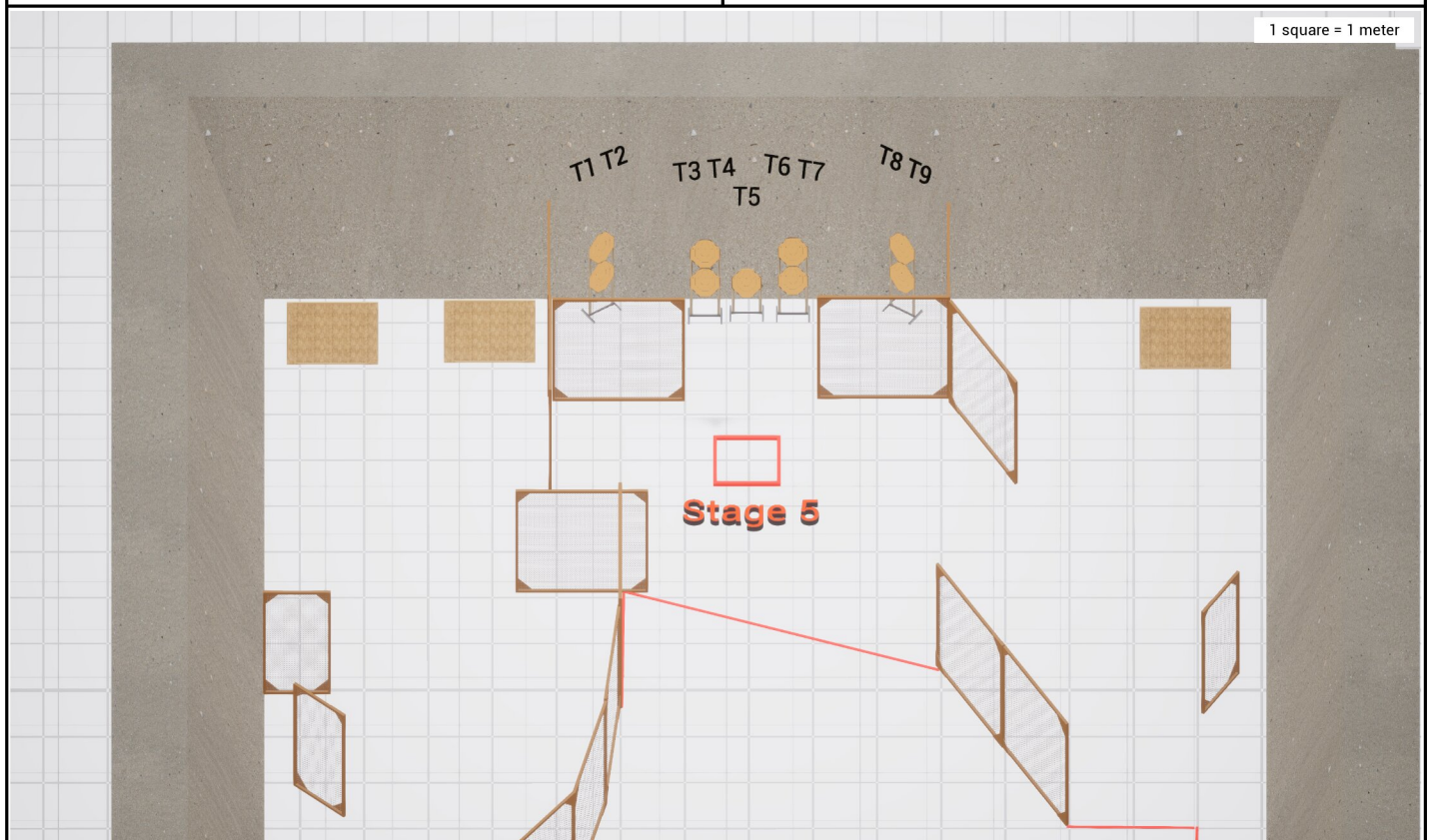
Scoring Best 1 hits on paper.

Course Type Short

Rounds 9

Time Start Audible

Targets 9 IPSC targets



Setup Notes:

T2

MM4-Stage 5

by Martlev

WRITTEN STAGE BRIEFING

Welcome to stage Stage 5.

Stage 5 is a short course
There are 9 IPSC targets
Rounds to be scored is 9

The start position is standing.

On the audible start signal, engage all targets from within the designated area with a minumum of one hit per target.

Safety angle 90-90

Any question?

5 min

Click here to load
custom image

450x450 pixels





MM4-Stage 6

by Martlev

Start Position:

The start position is standing.

Procedure:

On the audible start signal, engage all targets from within the designated area.

P1 activates T5 & T4 , P2 activates T11 targets remains visible at rest

Scoring

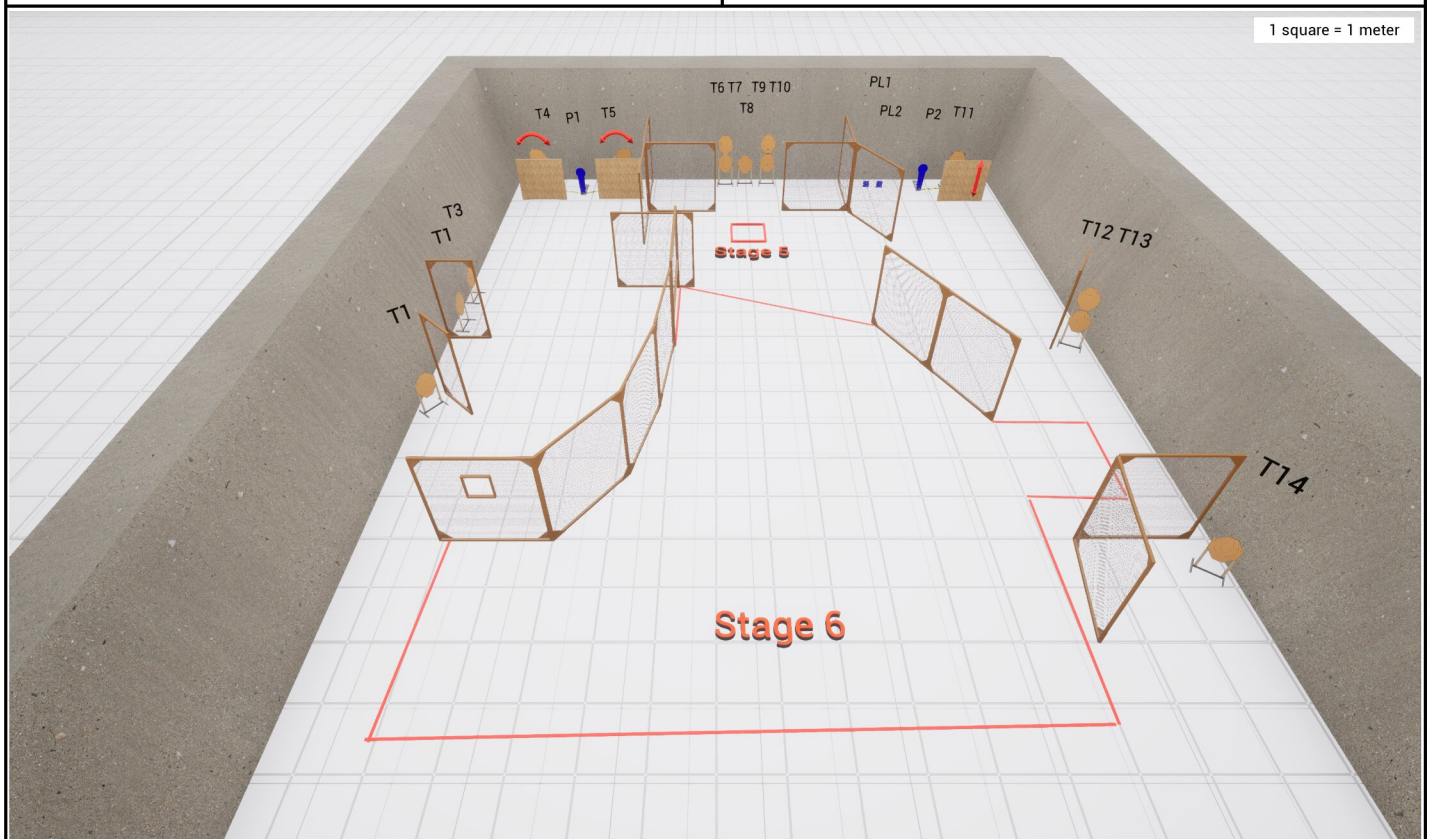
Best 2 hits on paper.

Course Type Long

Rounds 32

Time Start Audible

Targets 14 IPSC targets
2 IPSC poppers
2 IPSC plates



Setup Notes:

T2

MM4-Stage 6

by Martlev

WRITTEN STAGE BRIEFING

Welcome to stage Stage 6.

Stage 6 is a long course

There are 14 IPSC targets, 2 IPSC popper and 2 IPSC metal plate

Rounds to be scored is 32

The start position is standing.

On the audible start signal, engage all targets from within the designated area.

P1 activates T5 & T4 , P2 activates T11 all targets remains visible at rest.

Safety angle 90-90

Any question?

5 min

Click here to load
custom image

450x450 pixels





MM4-Stage 7

by Martlev

Start Position:

The start position is standing toes touching mark as demonstrated.

Handgund ready condition is unloaded, chamber and magwell empty. Placed in box on table as demonstrated.

Procedure:

On the audible start signal, engage all targets from within the designated area.

Scoring Best 2 hits on paper.

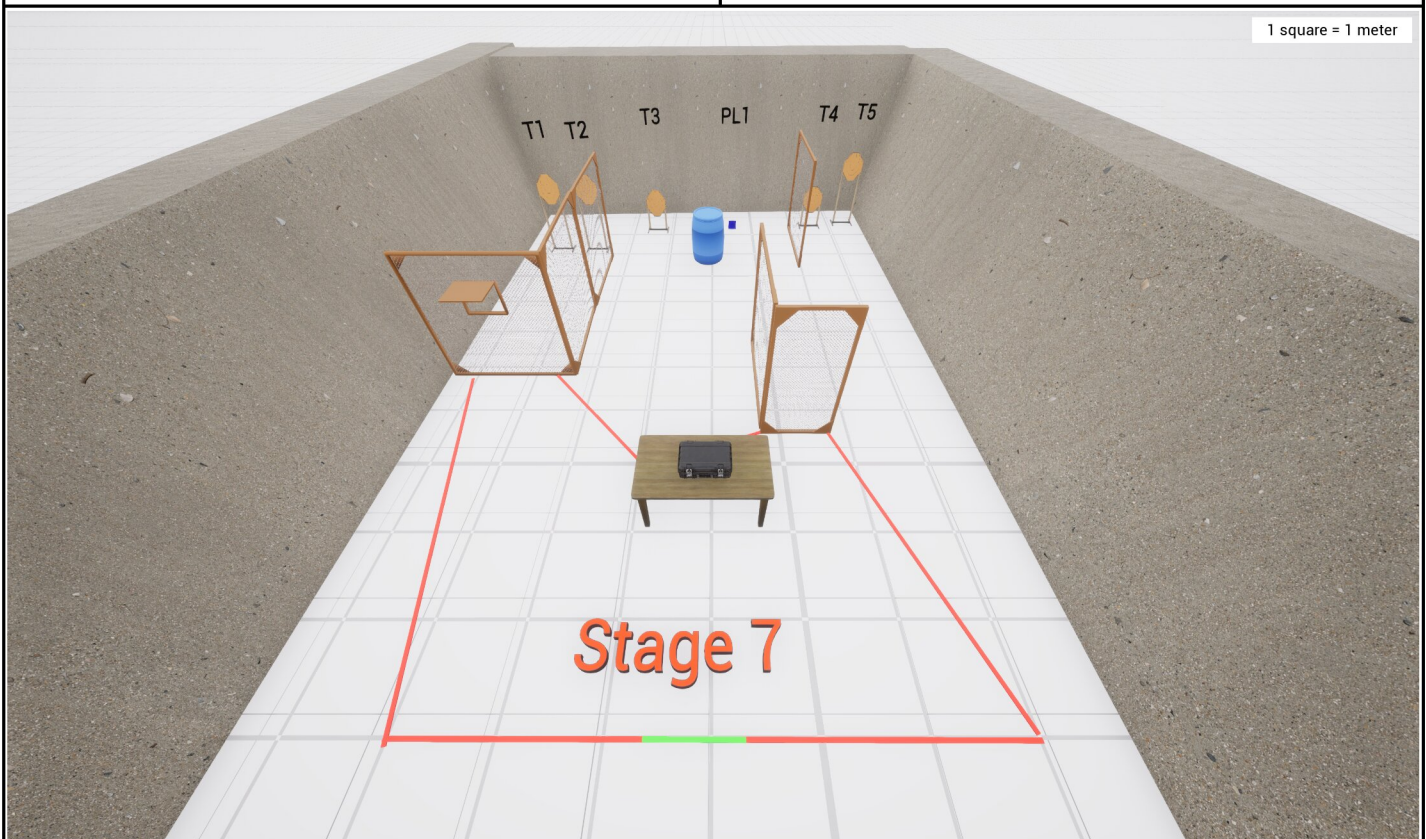
Course Type Short

Rounds 11

Time Start Audible

Ready Cond Unloaded

Targets 5 IPSC targets
IPSC plate



Setup Notes:

T1-Hullet

MM4-Stage 7

by Martlev

WRITTEN STAGE BRIEFING

Welcome to stage Stage 7.

Stage 7 is a short course

There are 5 IPSC targets and 1 IPSC matela Plate.

Rounds to be scored is 11

The start position is standing toes touching mark as demonstrated.

Handgund ready condition is unloaded, chamber and magwell empty. Placed in box on table as demonstrated. (Box er lukket)

On the audible start signal, engage all targets from within the designated area.

Safety angle 90-90

Any question?

5 min

Click here to load
custom image

450x450 pixels





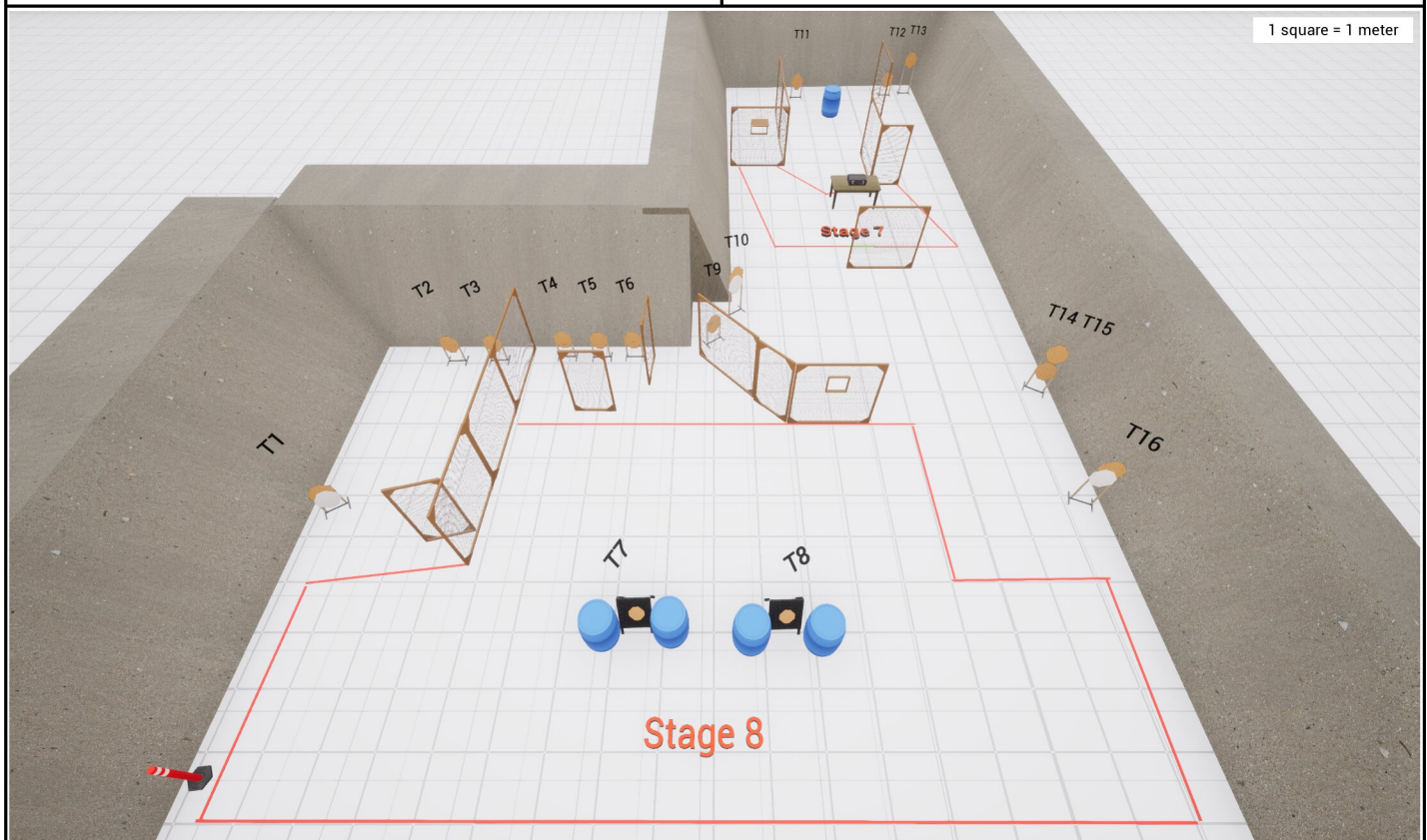
MM4-Stage 8

by Martlev

Start Position:
The start position is standing

Procedure:
On the audible start signal, engage all targets from within the designated area.

Scoring Best 2 hits on paper.
Course Type Long
Rounds 32
Time Start Audible
Targets 14 IPSC targets
2 IPSC mini targets
3 No-shoots



Setup Notes:
T1-Hullet

MM4-Stage 8

by Martlev

WRITTEN STAGE BRIEFING

Welcome to stage Stage 8.

Stage 8 is a Long course

There are 16 IPSC targets and some NS

Rounds to be scored is 32

The start position is standing

On the audible start signal, engage all targets from within the designated area.

Safety angle Flag left-90 right, afther passing the flag 90-90

Any question?

5 min

Click here to load
custom image

450x450 pixels

