

OKTS

Presents

Oslo Indoor Open PCC 2025 Spring Match

PCC : Level 3

2025-03-29 (2 days)

Oslo, Norway



Document Date:
24-mar-2025

Match ID: D99284623

Oslo Indoor Open PCC 2025 Spring Match : PCC : Level 3 : Oslo, Norway

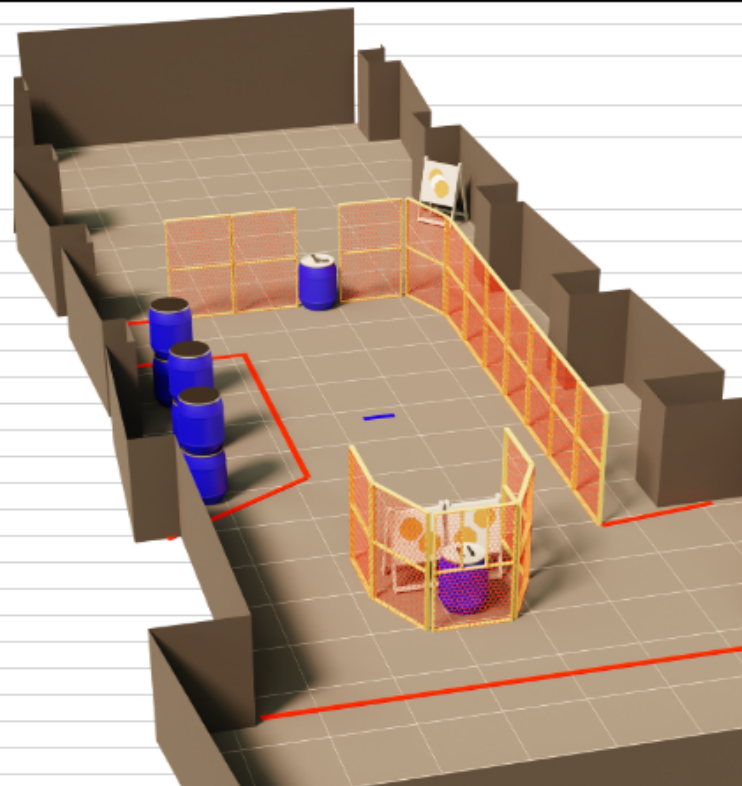
	1	2	3	4	5	6	7	8	9	10	11	12	13
Bay#	Stage#	Type [S/ML]	IT	IMT	IMT	IP	IMP	PL	NS	Rounds To Be Scored	Firearm Ready Condition	Start Position	Time Starts
1	1	Short	6						1	12	O3	HT	A
	2	Medium	11			2			2	24	O1	AW	A
2	3	Medium	24						3	24	O1	AW	A
	4	Short	6						3	12	O1	AW	A
3	5	Short	6						1	12	O1	AW	A
	6	Long	15			2			1	32	O2	AW	A
4	7	Short	3			6			1	12	O1	AW	A
	8	Medium	9			6			4	24	O1	AW	A
5	9	Short	4			2			2	10	O1		A
	10	Medium	10			2			4	22	O1		A
6	11	Long	15			2			6	32	O1	AW	A
	12	Short	5			2			3	12	O2	AW	A
	Total	[6/4/2]	114	0		24	0	0	31	228			

Abbreviations

-	Default Condition / Freestyle
IT	IPSC Target(s)
IMT	IPSC Mini Target(s)
IMIT	IPSC Micro Target(s)
IP	IPSC Popper(s)
IMP	IPSC Mini Popper(s)
PL	IPSC Plate(s)
NS	No-Shoot Target(s)
O1	Loaded and Holstered
O2	Magazine Loaded, Chamber Empty and Holstered
O3	Chamber and Magwell Empty and Holstered
AW	Anywhere within the demarcated area
AB	Anywhere behind the faultline
HT	Heels Touching Mark
TT	Toes Touching Mark
PP	On Pressure Plate

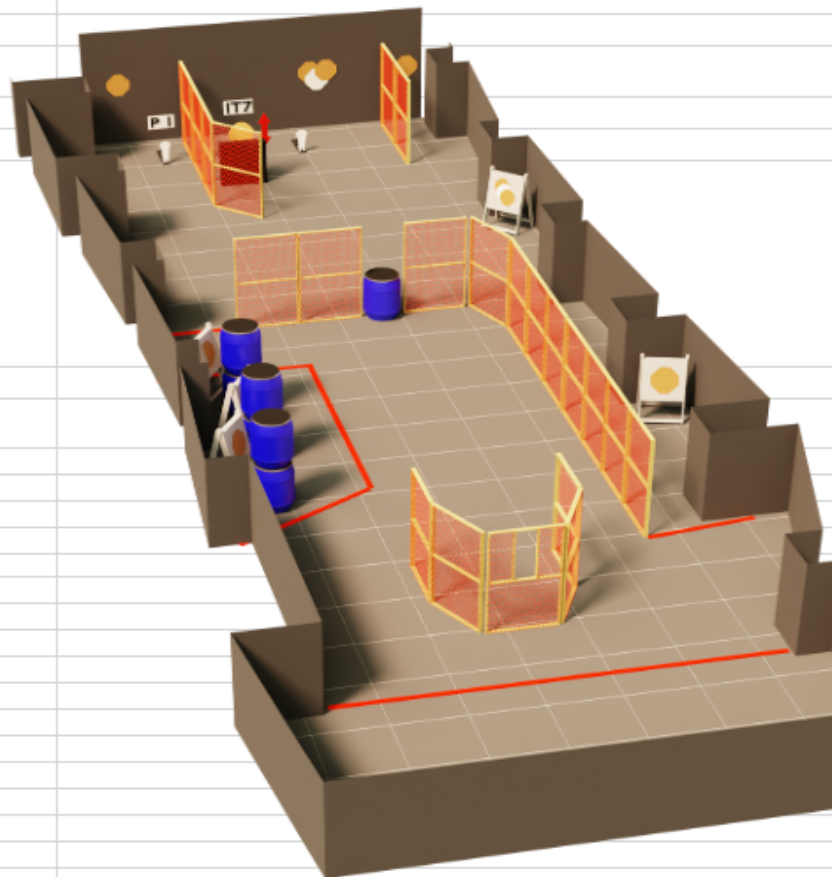
STAGE 1

Type:	Short Course
Targets:	6 IPSC Target(s)
Minimum number of rounds	12
Firearm Ready Condition:	UNLOADED - Option 3, lying on front-barrel, All magazines to be used on the other barrel.
Start Position:	Heels touching blue mark painted on the ground.
Time Starts:	Audible Signal
Procedure:	On Signal Engage all Targets



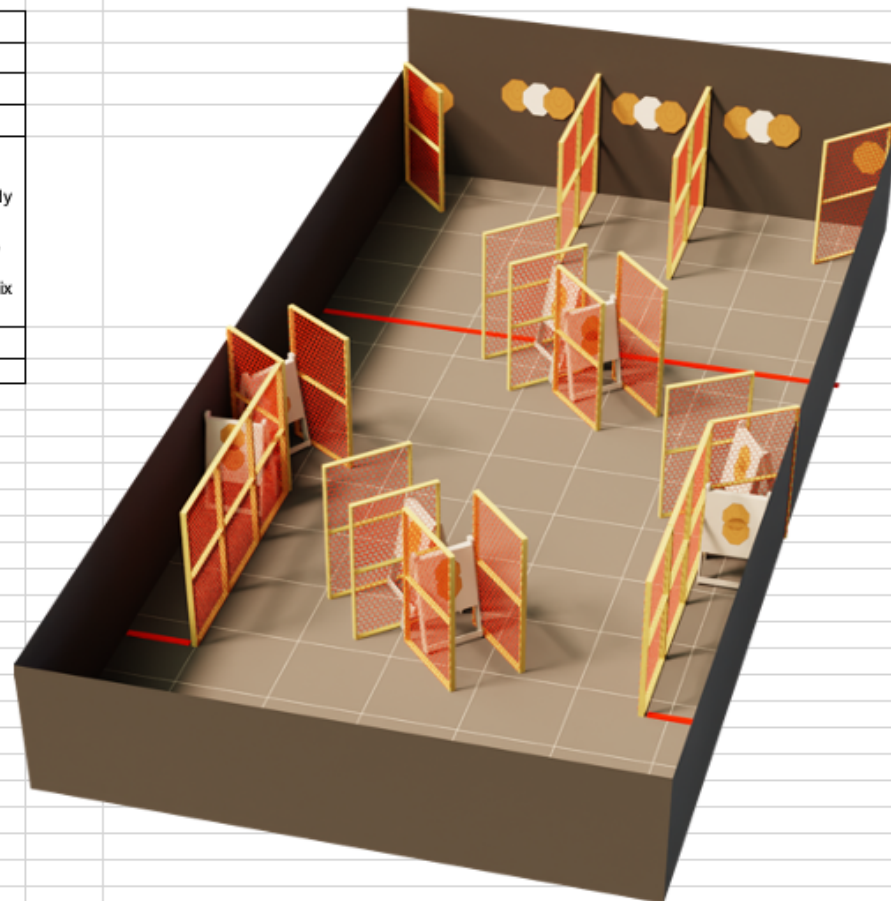
STAGE 2

Type:	Medium Course
Targets:	11 IPSC Target(s) 2 IPSC Popper(s)
Minimum number of rounds	24
Firearm Ready Condition:	LOADED - Option 1
Start Position:	Anywhere within the demarcated area, The competitor must be standing erect, with the firearm in the ready condition, held in both hands, stock touching the competitor at hip level, barrel parallel to the ground, trigger guard downwards, muzzle pointing downrange with the fingers outside the trigger guard (see Appendix E1)
Time Starts:	Audible Signal
Procedure:	On Signal Engage all Targets. Popper P1 activates moving target IT7. Moving target will remain visible at rest.



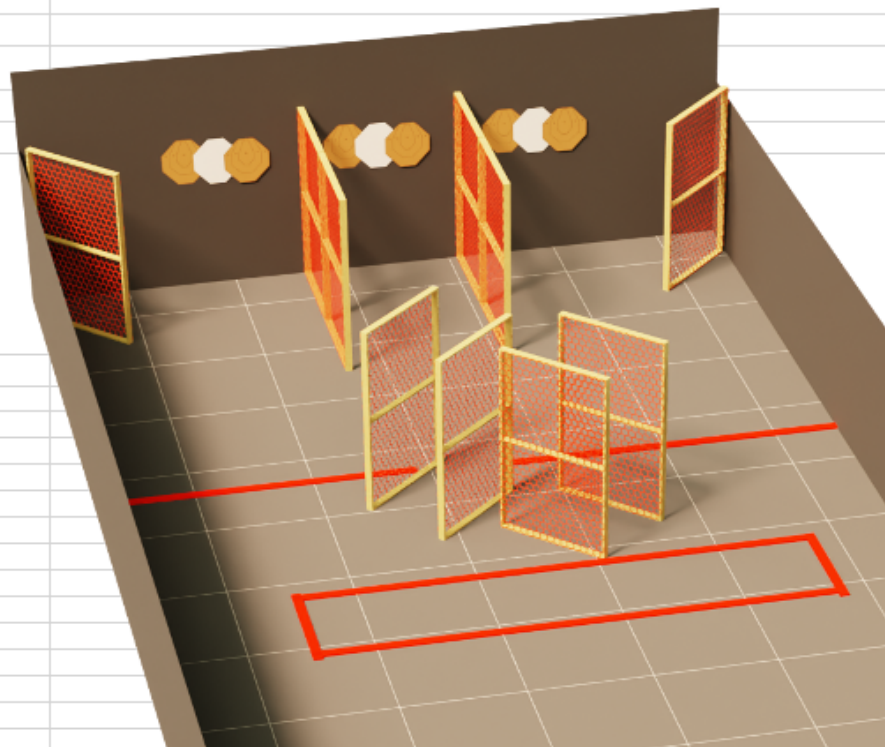
STAGE 3

Type:	Medium Course
Targets:	24 IPSC Target(s)
Minimum number of rounds	24
Firearm Ready Condition:	LOADED - Option 1
Start Position:	Anywhere within the demarcated area, The competitor must be standing erect, with the firearm in the ready condition, held in both hands, stock touching the competitor at hip level, barrel parallel to the ground, trigger guard downwards, muzzle pointing downrange with the fingers outside the trigger guard (see Appendix E1)
Time Starts:	Audible Signal
Procedure:	On Signal Engage all Targets.



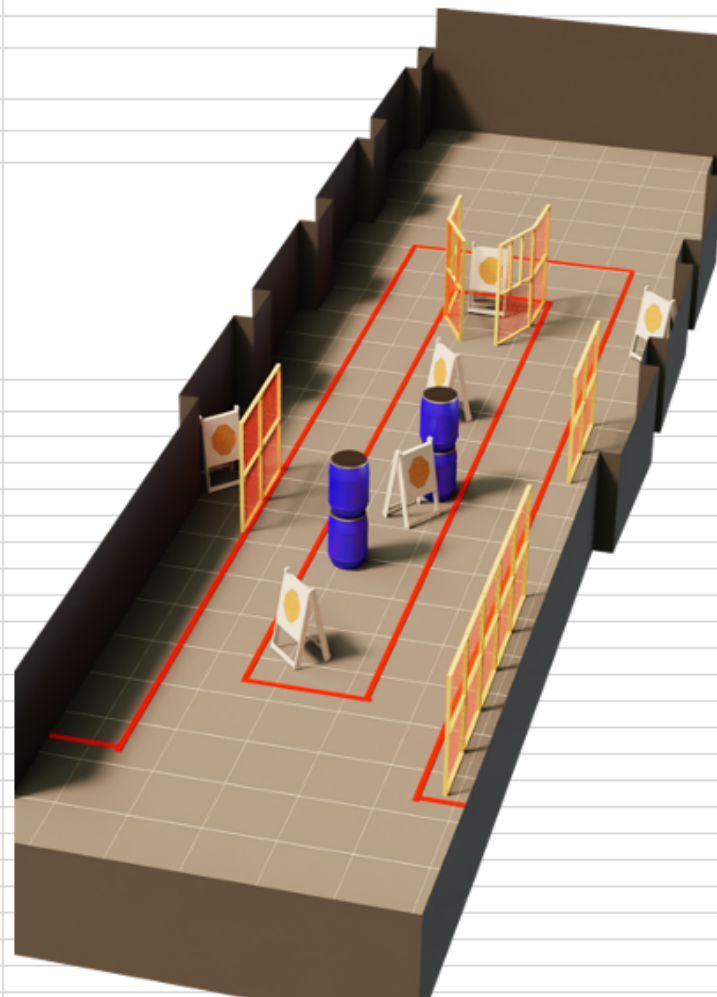
STAGE 4

Type:	Short Course
Targets:	6 IPSC Target(s)
Minimum number of rounds	12
Firearm Ready Condition:	LOADED - Option 1
Start Position:	Anywhere within the demarcated area, The competitor must be standing erect, with the firearm in the ready condition, held in both hands, stock touching the competitor at hip level, barrel parallel to the ground, trigger guard downwards, muzzle pointing downrange with the fingers outside the trigger guard (see Appendix E1)
Time Starts:	Audible Signal
Procedure:	On Signal Engage all Targets.



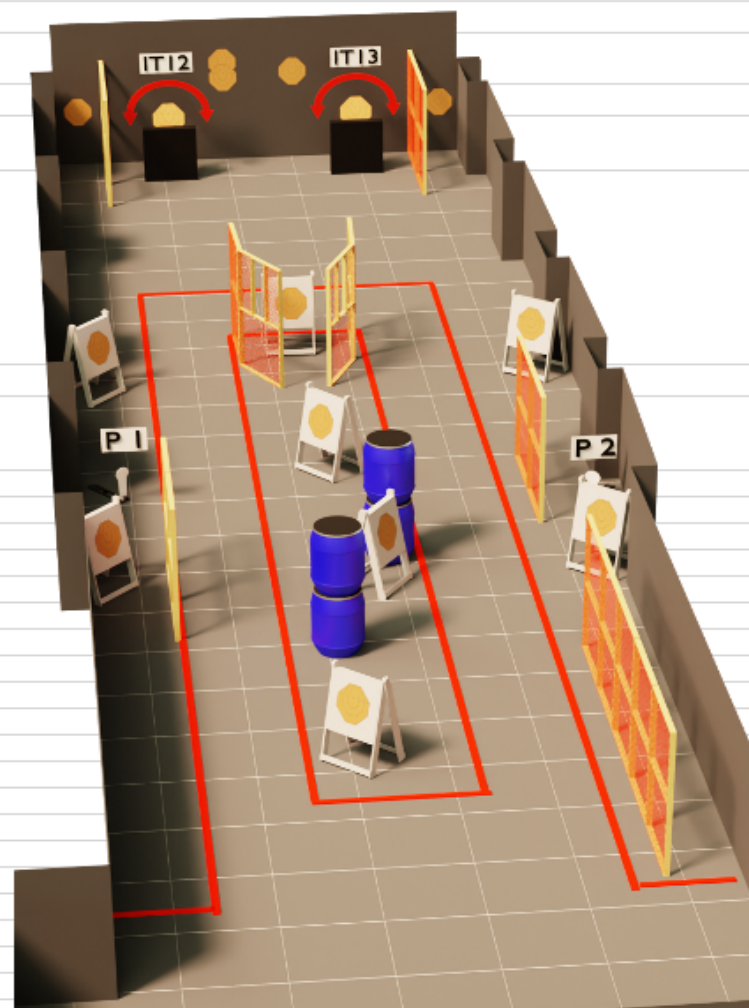
STAGE 5

Type:	Short Course
Targets:	6 IPSC Target(s)
Minimum number of rounds	12
Firearm Ready Condition:	LOADED - Option 1
Start Position:	<p>Anywhere within the demarcated area,</p> <p>The competitor must be standing erect, with the firearm in the ready condition, held in both hands, stock touching the competitor at hip level, barrel parallel to the ground, trigger guard downwards, muzzle pointing downrange with the fingers outside the trigger guard (see Appendix E1)</p>
Time Starts:	Audible Signal
Procedure:	On Signal Engage all Targets.



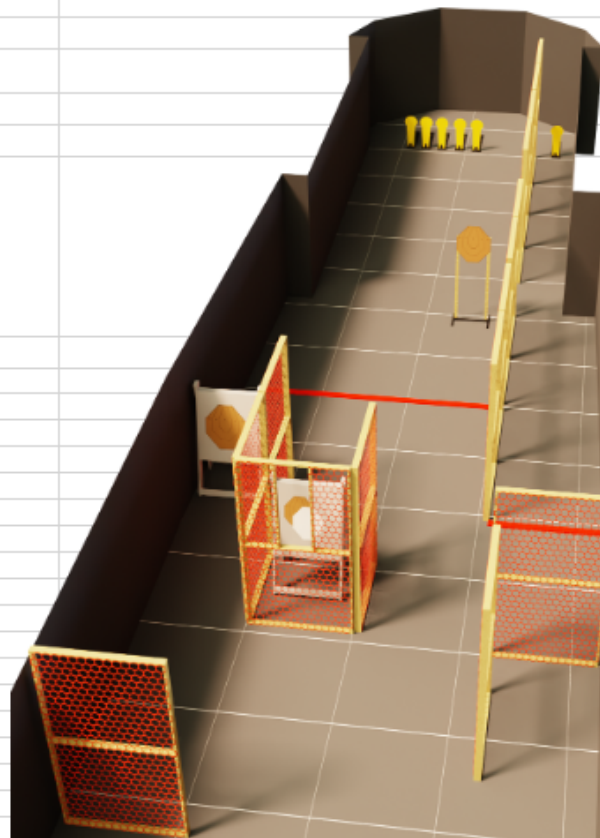
STAGE 6

Type:	Long Course
Targets:	15 IPSC Target(s) 2 IPSC Popper(s)
Minimum number of rounds	32
Firearm Ready Condition:	LOADED - Option 2
Start Position:	Anywhere within the demarcated area, The competitor must be standing erect, with the firearm in the ready condition, held in both hands, stock touching the competitor at hip level, barrel parallel to the ground, trigger guard downwards, muzzle pointing downrange with the fingers outside the trigger guard (see Appendix E1)
Time Starts:	Audible Signal
Procedure:	On Signal Engage all Targets. Popper P1 activates moving target IT12. Popper P2 activates moving target IT13. Moving targets will remain visible at rest.



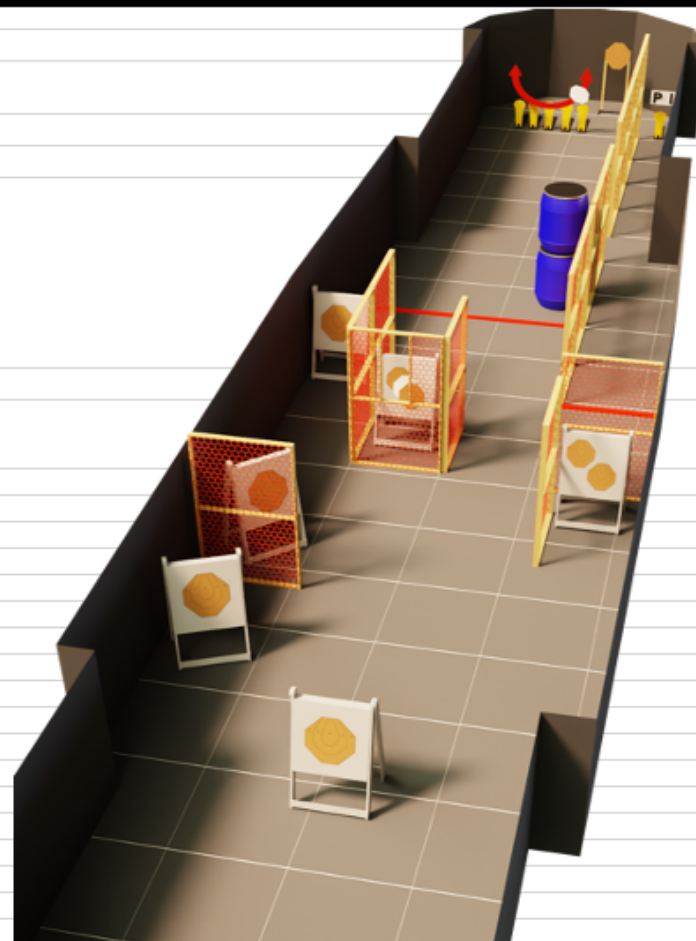
STAGE 7

Type:	Short Course
Targets:	3 IPSC Target(s) 6 IPSC Popper(s)
Minimum number of rounds	12
Firearm Ready Condition:	LOADED - Option 1
Start Position:	Anywhere within the demarcated area, The competitor must be standing erect, with the firearm in the ready condition, held in both hands, stock touching the competitor at hip level, barrel parallel to the ground, trigger guard downwards, muzzle pointing downrange with the fingers outside the trigger guard (see Appendix E1)
Time Starts:	Audible Signal
Procedure:	On Signal Engage all Targets



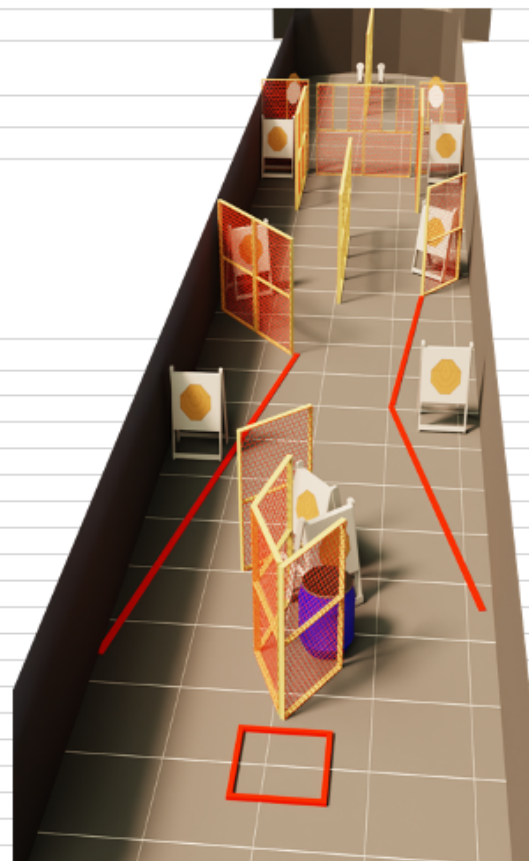
STAGE 8

Type:	Medium Course
Targets:	9 IPSC Target(s) 6 IPSC Popper(s)
Minimum number of rounds	24
Firearm Ready Condition:	LOADED - Option 1
Start Position:	Anywhere within the demarcated area, The competitor must be standing erect, with the firearm in the ready condition, held in both hands, stock touching the competitor at hip level, barrel parallel to the ground, trigger guard downwards, muzzle pointing downrange with the fingers outside the trigger guard (see Appendix E1)
Time Starts:	Audible Signal
Procedure:	On Signal Engage all Targets. Popper P1 activates moving NOSHOOT. Moving targets will be visible at rest.



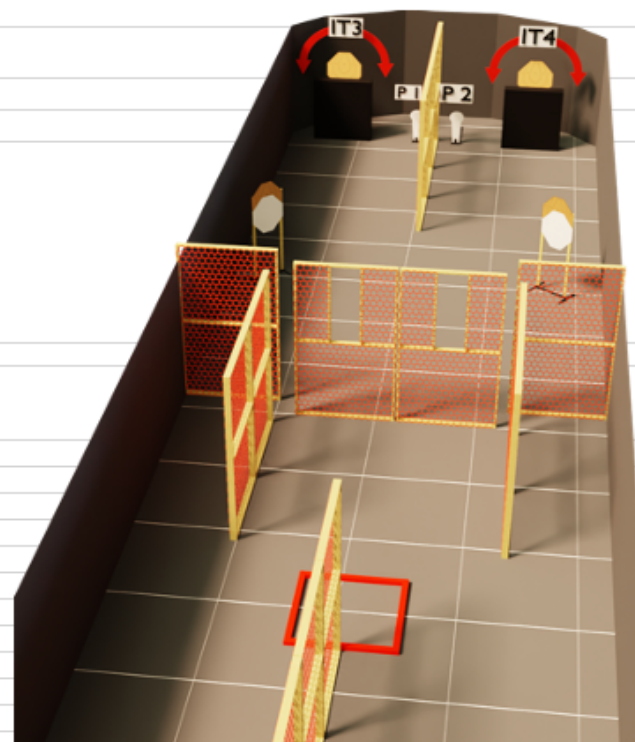
STAGE 10

Type:	Medium Course
Targets:	10 IPSC Target(s) 2 IPSC Popper(s)
Minimum number of rounds	22
Firearm Ready Condition:	LOADED - Option 1
Start Position:	Inside red square painted on the ground. The competitor must be standing erect, with the firearm in the ready condition, held in both hands, stock touching the competitor at hip level, barrel parallel to the ground, trigger guard downwards, muzzle pointing downrange with the fingers outside the trigger guard (see Appendix E1)
Time Starts:	Audible Signal
Procedure:	On Signal Engage all Targets.



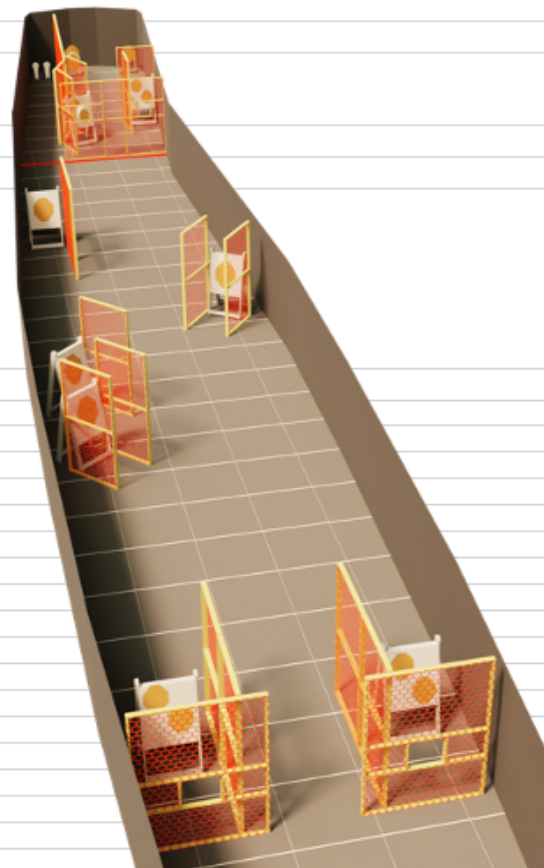
STAGE 9

Type:	Short Course
Targets:	4 IPSC Target(s) 2 IPSC Popper(s)
Minimum number of rounds	10
Firearm Ready Condition:	LOADED - Option 1
Start Position:	Inside red square painted on the ground. The competitor must be standing erect, with the firearm in the ready condition, held in both hands, stock touching the competitor at hip level, barrel parallel to the ground, trigger guard downwards, muzzle pointing downrange with the fingers outside the trigger guard (see Appendix E1)
Time Starts:	Audible Signal
Procedure:	On Signal Engage all Targets. Popper P1 activates moving target IT3. Popper P2 activates moving target IT4. Moving target will remain visible at rest.



STAGE 11

Type:	Long Course
Targets:	15 IPSC Target(s) 2 IPSC Popper(s)
Minimum number of rounds	32
Firearm Ready Condition:	LOADED - Option 1
Start Position:	Anywhere within the demarcated area, The competitor must be standing erect, with the firearm in the ready condition, held in both hands, stock touching the competitor at hip level, barrel parallel to the ground, trigger guard downwards, muzzle pointing downrange with the fingers outside the trigger guard (see Appendix E1)
Time Starts:	Audible Signal
Procedure:	On Signal Engage all Targets.



STAGE 12

Type:	Short Course
Targets:	5 IPSC Target(s) 2 IPSC Popper(s)
Minimum number of rounds	12
Firearm Ready Condition:	LOADED - Option 2
Start Position:	Anywhere within the demarcated area. The competitor must be standing erect, with the firearm in the ready condition, held in both hands, stock touching the competitor at hip level, barrel parallel to the ground, trigger guard downwards, muzzle pointing downrange with the fingers outside the trigger guard (see Appendix E1)
Time Starts:	Audible Signal
Procedure:	On Signal Engage all Targets.

