

Stavanger Sportsskytterlag Presents



Handgun : LV 3

2025 - 06 - 14/15 (2 Day)

Stavanger NORWAY



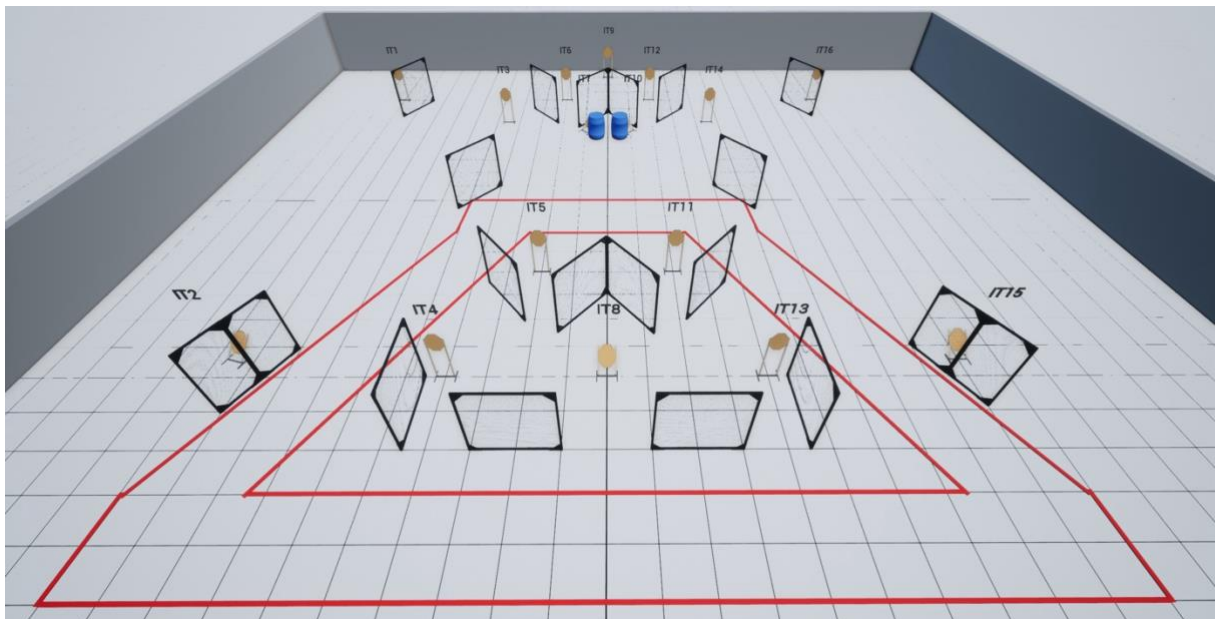
Stage	Type	IPSC Targets	IPSC Popper	IPSC Plate	NS	Rounds
1	L	16	-	-	-	32
2	M	10	-	-	3	20
3	S	4	2	-	-	10
4	S	3	1	1	-	9
5	M	8	2	-	-	18
6	S	6	-	-	1	12
7	L	13	2	3	4	31
8	S	6	-	-	1	12
9	S	4	2	-	2	10
10	S	4	3	1	-	12
11	M	11	2	-	-	24
12	M	9	4	2	-	24
13	M	10	4	-	-	24
14	S	5	2	-	-	12
15	S	5	-	2	-	12

Balance

Short	8
Medium	5
Long	2

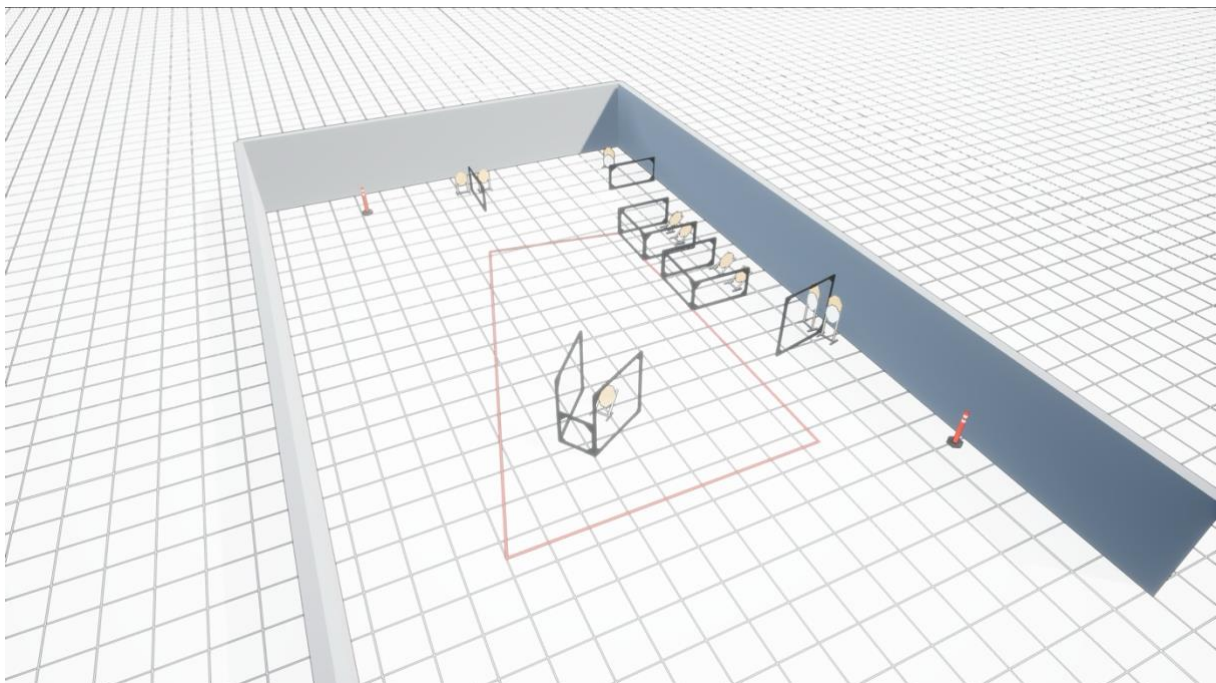
Welcome to stage 1

STAGE	1
Type	Long Course
Targets	16 IPSC targets
Number of rounds to be scored	32
Firearm ready condition	Loaded and holstered
Start Position	Anywhere inside designated area
Time Starts	Audible signal
Procedure	On signal Engage all targets



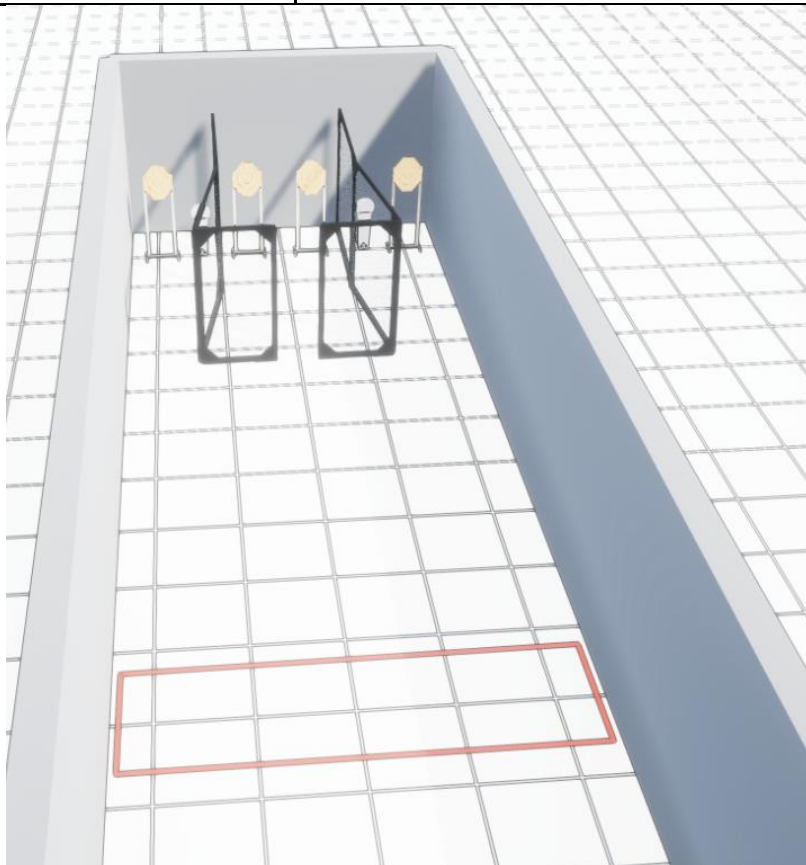
Welcome to stage 2

STAGE	14
Type	Medium
Targets	10 IPSC Targets, 3 IPSC No-Shoots
Number of rounds to be scored	20
Firearm ready condition	Unloaded, Chamber and magwell empty
Safety angles	Right side red marker
Start Position	Anywhere inside designated area
Time Starts	Audible Signal
Procedure	On signal engage all targets



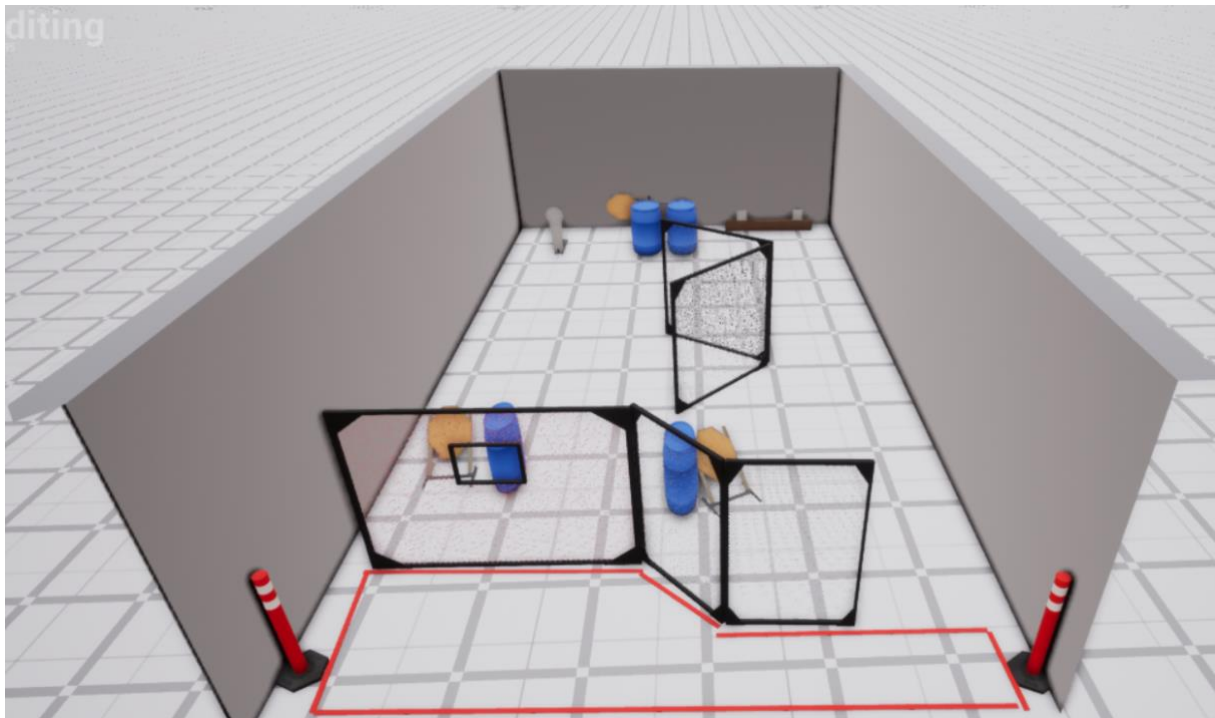
Welcome to stage 3

STAGE	15
Type	Short
Targets	4 IPSC Paper targets, 2 IPSC Poppers
Number of rounds to be scored	10
Firearm ready condition	Loaded and holstered
Start Position	Anywhere inside designated area
Time Starts	Audible Signal
Procedure	On Signal engage all targets



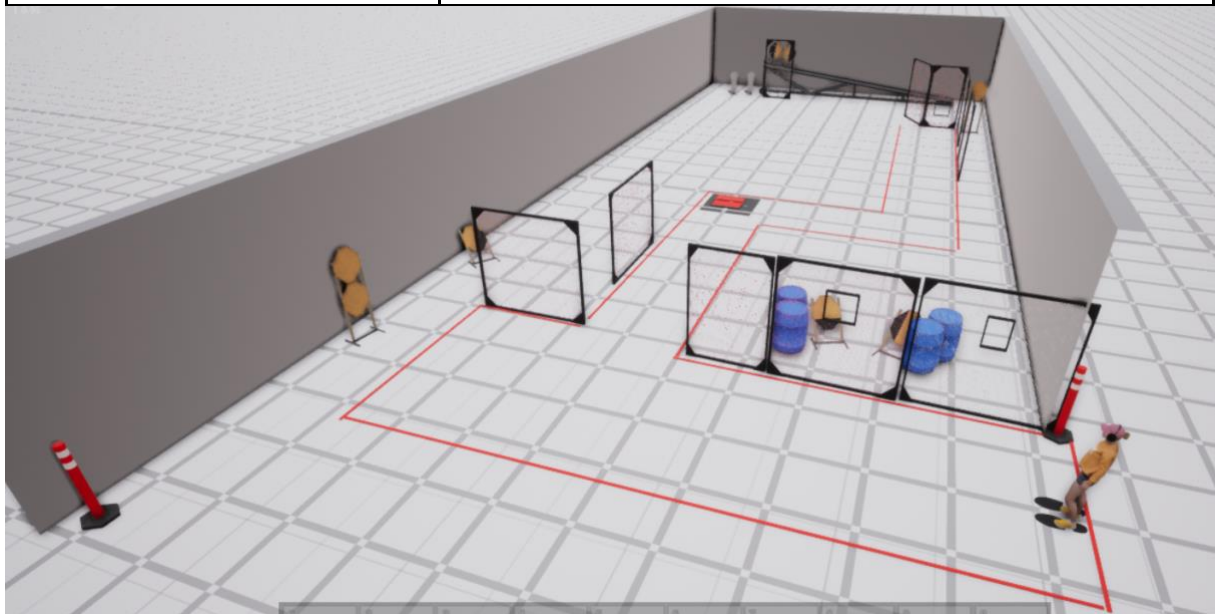
Welcome to Stage 4

STAGE	4
Type	Short
Targets	3 IPSC targets, 1 IPSC popper and 2 IPSC plates
Number of rounds to be scored	9
Firearm ready condition	Loaded and holstered
Start Position	Anywhere inside designated area
Time Starts	Audible signal
Procedure	On signal engage all targets, Popper P1 activates moving target T3. Moving target is visible at rest




Welcome to Stage 5

STAGE	5
Type	Medium
Targets	8 PSC targets, and 2 IPSC Poppers
number of rounds to be scored	18
Firearm ready condition	Loaded and holstered
Safety Angles	Right side red marker / Left side red marker
Start Position	<u>Heels touching marks, as demonstrated by RO</u>
Time Starts	Audible Signal
Procedure	On signal engage all targets Stomp plate releases sliding targets. All targets are visible at rest.



Welcome to stage 6

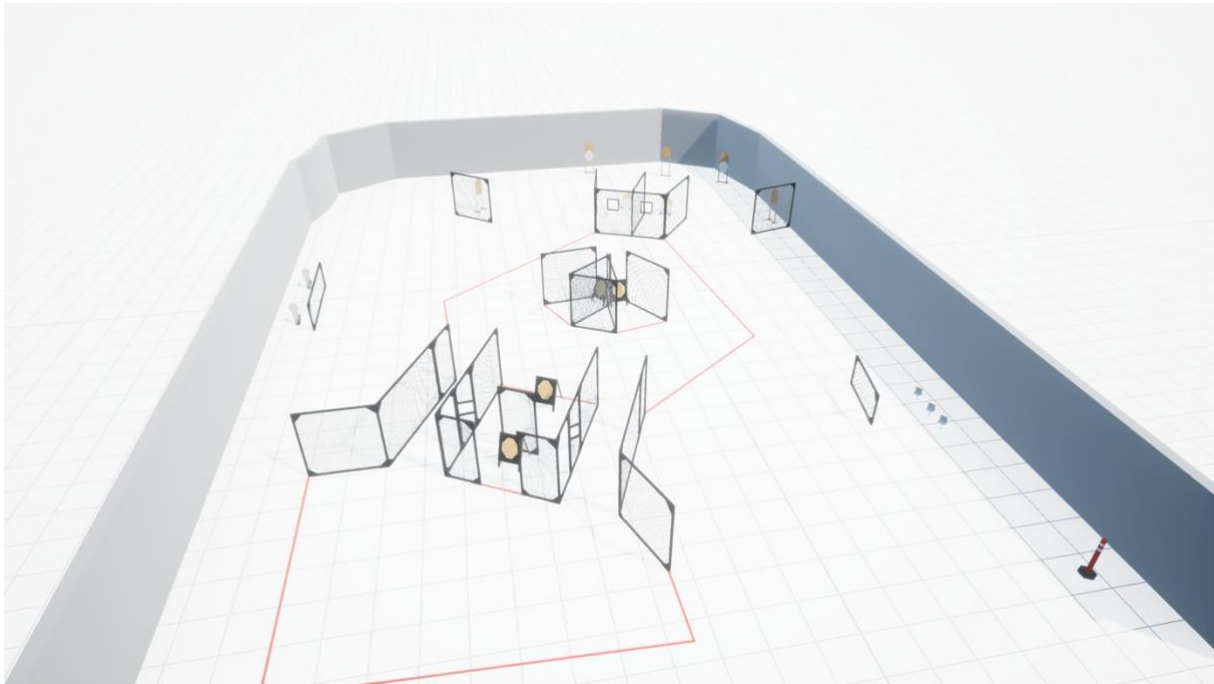
STAGE	10
Type	Short Course
Targets	6 IPSC targets, 1 IPSC No Shoot
number of rounds to be scored	12
Firearm ready condition	Unloaded lying flat on table on the mark, all magazines to be used lying on table.
Start Position	Sitting relaxed in chair. Arms hanging relaxed towards ground
Time Starts	Audible signal
Procedure	On signal engage all targets



Welcome to stage 7

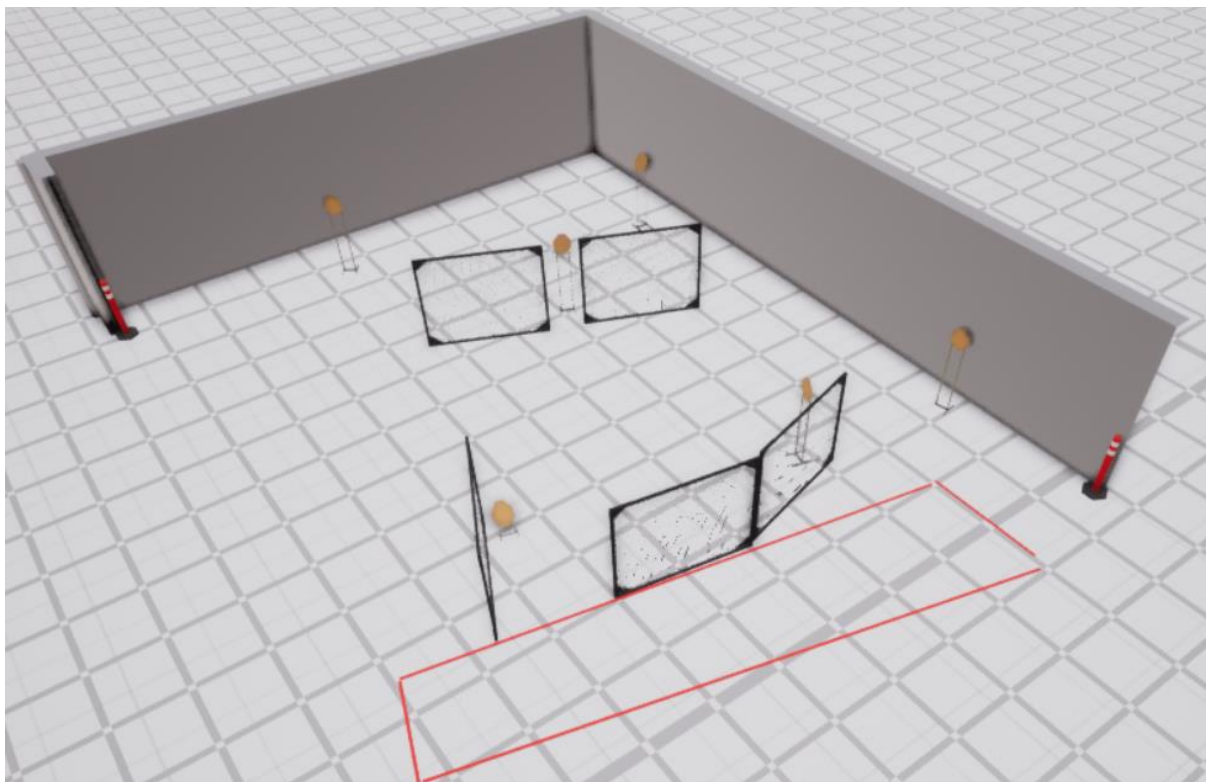
STAGE	7
Type	Long Course
Targets	13 IPSC targets, 2 IPSC Poppers, 3 IPSC plates and 4 IPSC NoShoots
Number of rounds to be scored	31
Firearm ready condition	Loaded and holstered
Safety Angles	Right side red marker
Start Position	Anywhere inside designated area
Time Starts	Audible signal

Procedure	On Signal engage all targets as they become visible
-----------	---



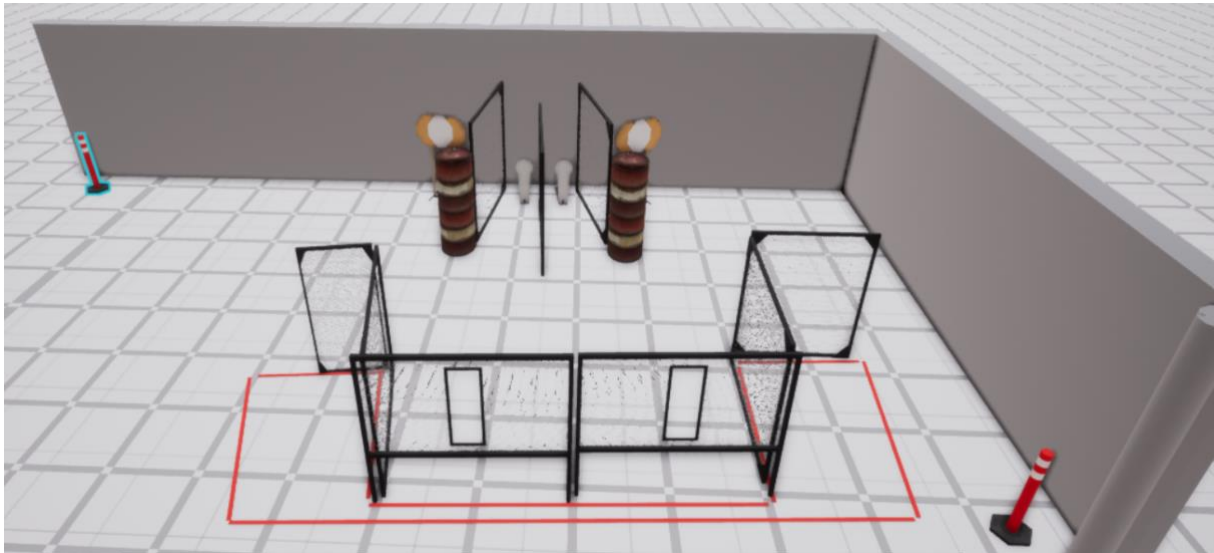
Welcome to stage 8

STAGE	8
Type	Short Course
Targets	6 IPSC Targets, 1IPSC No shoot
number of rounds to be scored	12
Firearm ready condition	Loaded and holstered
Start Position	Anywhere inside designated area
Time Starts	Audible signal
Procedure	On signal Engage all targets



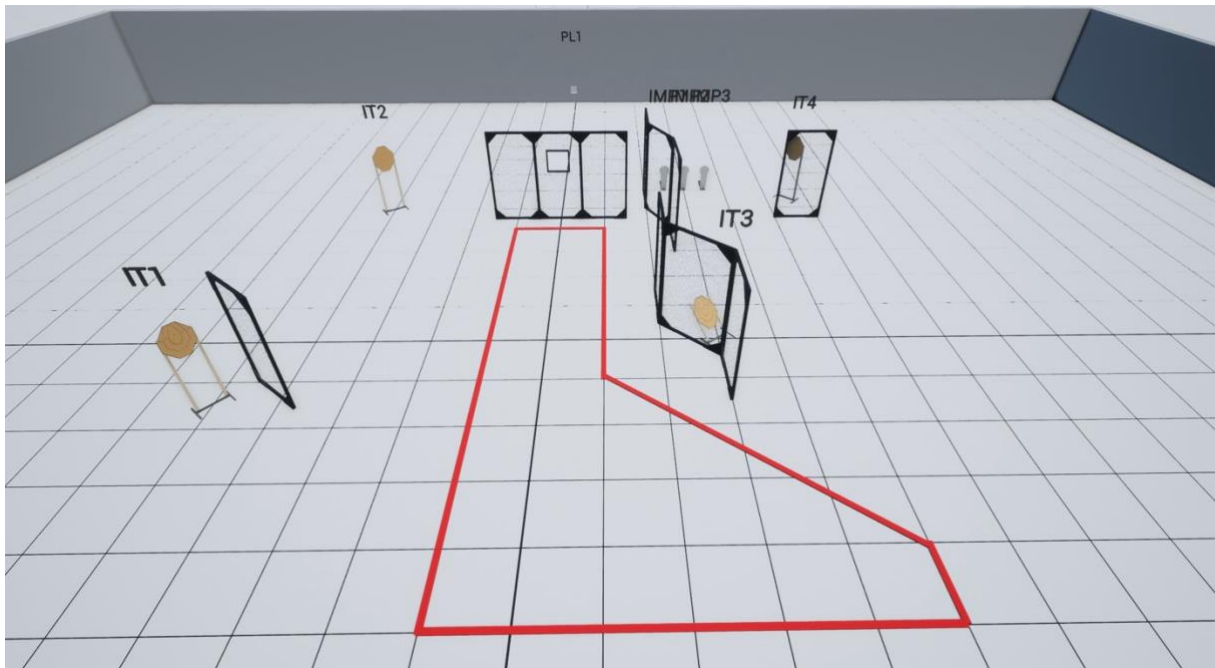
Welcome to stage 9

STAGE	9
Type	Short
Targets	4 IPSC targets, 2 IPSC Poppers and 2 IPSC No-shoots
Minimum number of rounds	10
Firearm ready condition	Loaded and holstered
Safety angles	Right side red marker / Left side red marker
Start Position	Anywhere inside designated area
Time Starts	Audible signal
Procedure	On signal engage all targets



Welcome to Stage 10

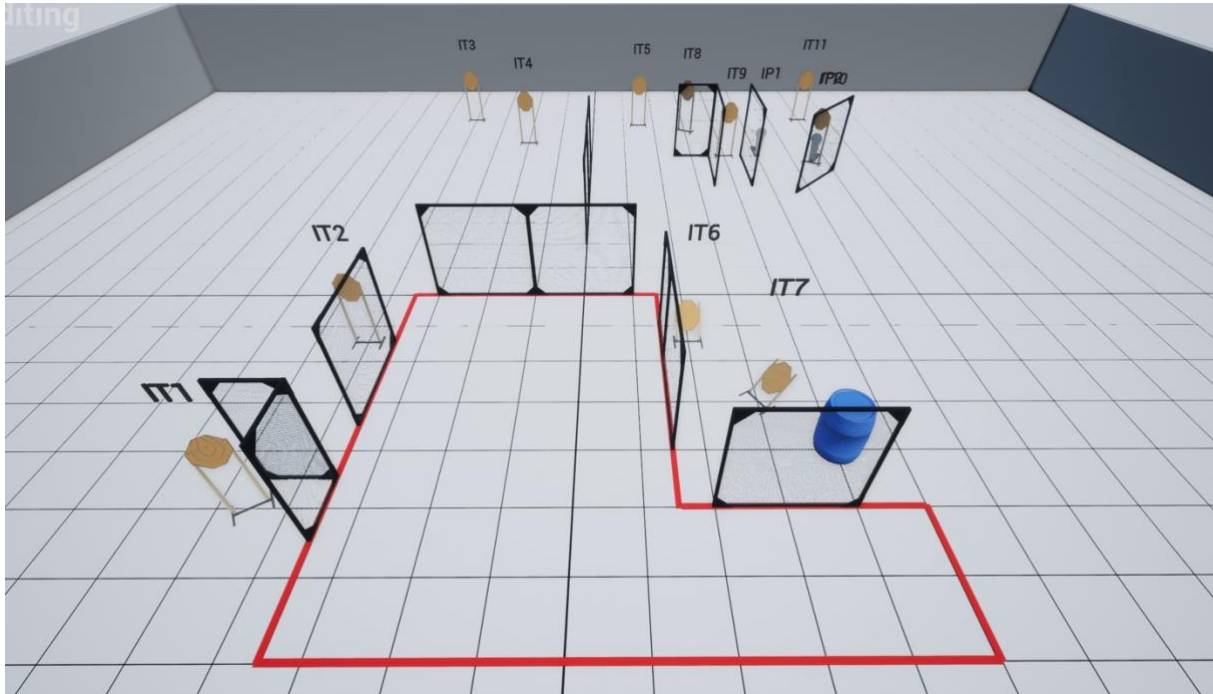
STAGE	10
Type	Short Course
Targets	4 Ipsc Targets 3 IPSC mini poppers and 1IPSC plate
Number of rounds to be scored	12
Firearm ready condition	Loaded and holstered
Start Position	Anywhere inside designated area
Time Starts	Audible Signal
Procedure	On Signal engage all targets



Welcome to stage 11

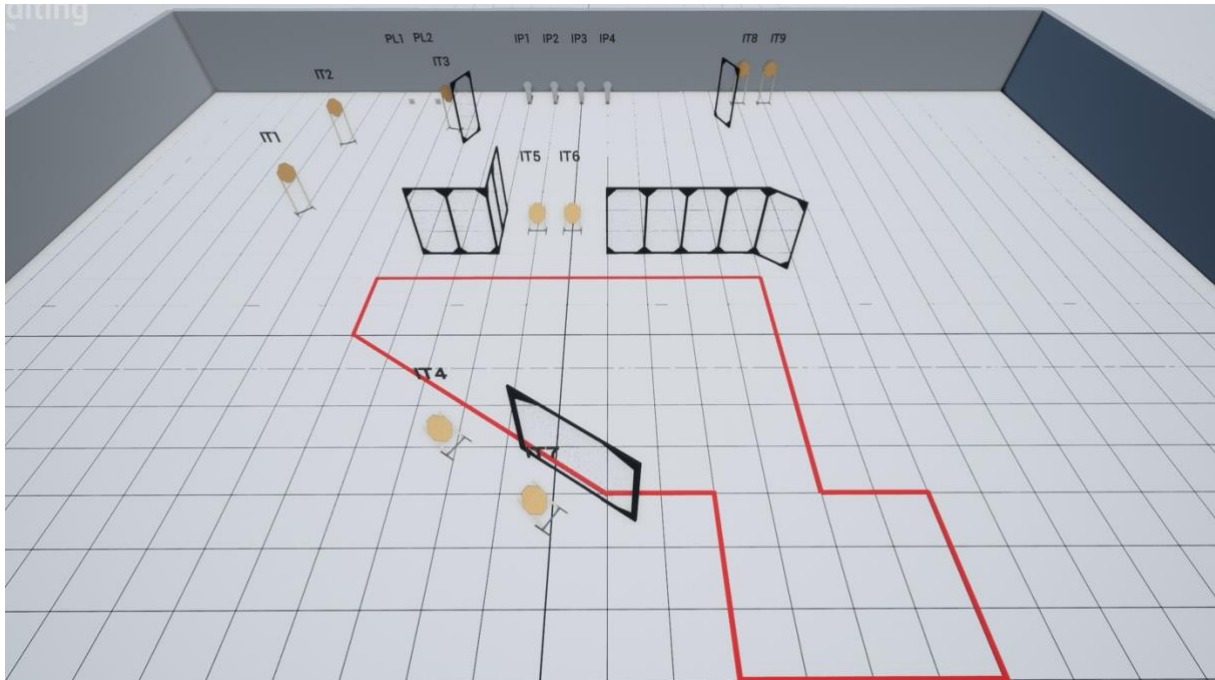
STAGE	11
Type	Medium
Targets	11 IPSC Targets and 2 IPSC Poppers
Number of rounds to be scored	24
Firearm ready condition	Loaded and holstered
Start Position	Anywhere inside designated area
Time Starts	Audible signal

Procedure	On Signal Engage all Targets
-----------	------------------------------



Welcome to Stage 12

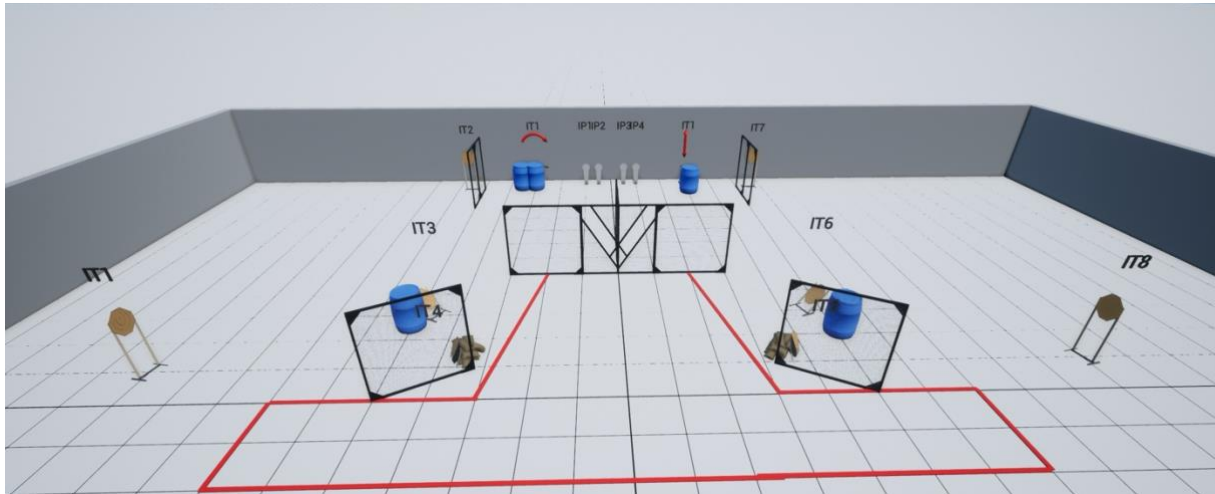
STAGE	12
Type	Medium
Targets	9 IPSC targets, 4 IPSC Poppers and 2 IPSC plates
Number of rounds to be scored	24
Firearm ready condition	Loaded and holstered
Start Position	Anywhere inside designated area
Time Starts	Audible signal
Procedure	On Signal Engage all targets



Welcome to stage 13

STAGE	13
Type	Medium
Targets	10 IPSC targets and 4 IPSC Poppers
Number of rounds to be scored	24
Firearm ready condition	Loaded and holstered
Start Position	Anywhere inside designated area
Time Starts	Audible signal

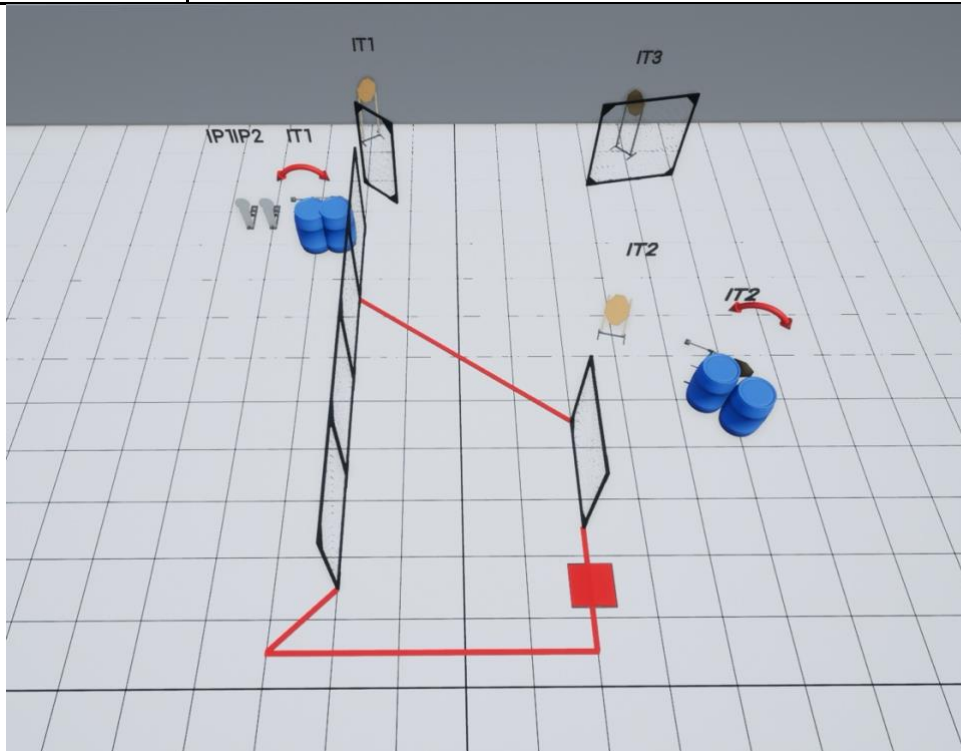
Procedure	On Signal Engage all Targets Popper IP1 activates moving target IT10, Popper IP4 activate moving target IT9. All targets will remain visible at rest.
-----------	--



Welcome to Stage 14

STAGE	14
Type	Short Course
Targets	5 Ipsc Targets and 2 IPSC poppers
Number of rounds to be scored	12
Firearm ready condition	Loaded and holstered
Start Position	Anywhere inside designated area
Time Starts	Audible Signal
Procedure	On Signal Engage Targets.

Stomp box activate moving target IT2, Popper IP1 and 2 activate moving target IT1. All targets will remain visible at rest.



Welcome to Stage 15

STAGE	15
Type	Short Course
Targets	5 Ipsc Targets and 2 IPSC plates
Number of rounds to be scored	12
Firearm ready condition	Loaded and holstered
Start Position	Anywhere inside designated area
Time Starts	Audible signal
Procedure	On Signal engage all targets as they become visible

