

Stavanger Sportsskytterlag Presents



PCC : LV 3

2025 - 06 - 14/15 (2 Day)

Stavanger NORWAY



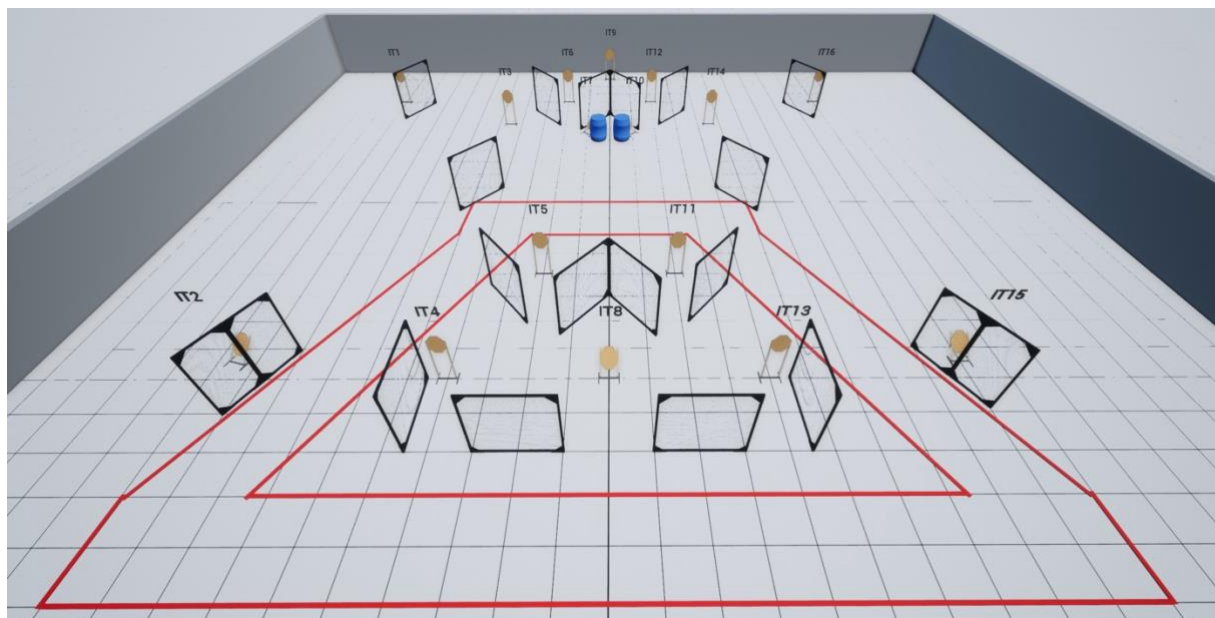
Stage	Type	IPSC Targets	IPSC Popper	IPSC Plate	NS	Rounds
1	L	16	-	-	-	32
2	M	10	-	-	3	20
3	S	4	2	-	-	10
4	S	3	1	1	-	9
5	M	8	2	-	-	18
6	S	6	-	-	1	12
7	L	13	2	3	4	31
8	S	6	-	-	1	12
9	S	4	2	-	2	10
10	S	4	3	1	-	12
11	M	11	2	-	-	24
12	M	9	4	2	-	24
13	M	10	4	-	-	24
14	S	5	2	-	-	12
15	S	5	-	2	-	12

Balance

Short	8
Medium	5
Long	2

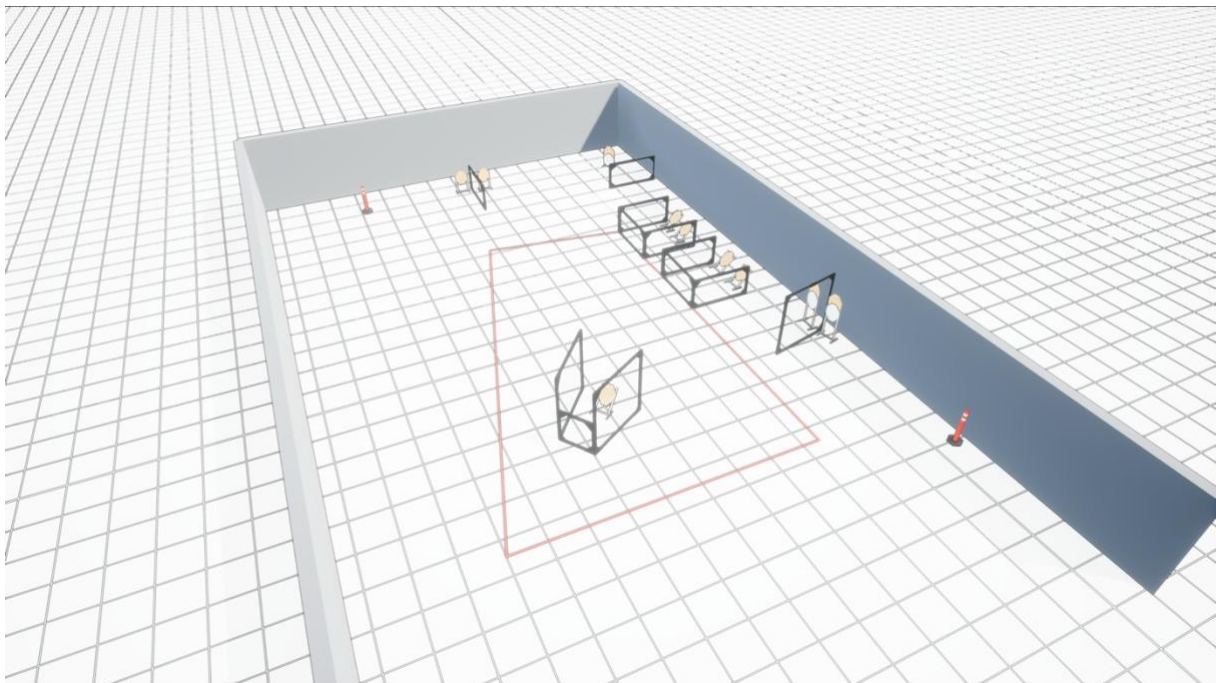
Welcome to stage 1

STAGE	1
Type	Long Course
Targets	16 IPSC targets
Minimum number of rounds	32
Firearm ready condition	Loaded Option 1
Start Position	Anywhere inside designated area Competitor standing erect, with the firearm in the ready condition, held in both hands, stock touching the competitor at hip level, barrel parallel to the ground, trigger guard downwards, muzzle pointing downrange with the fingers outside the trigger guard
Time Starts	Audible signal
Procedure	On signal Engage all targets



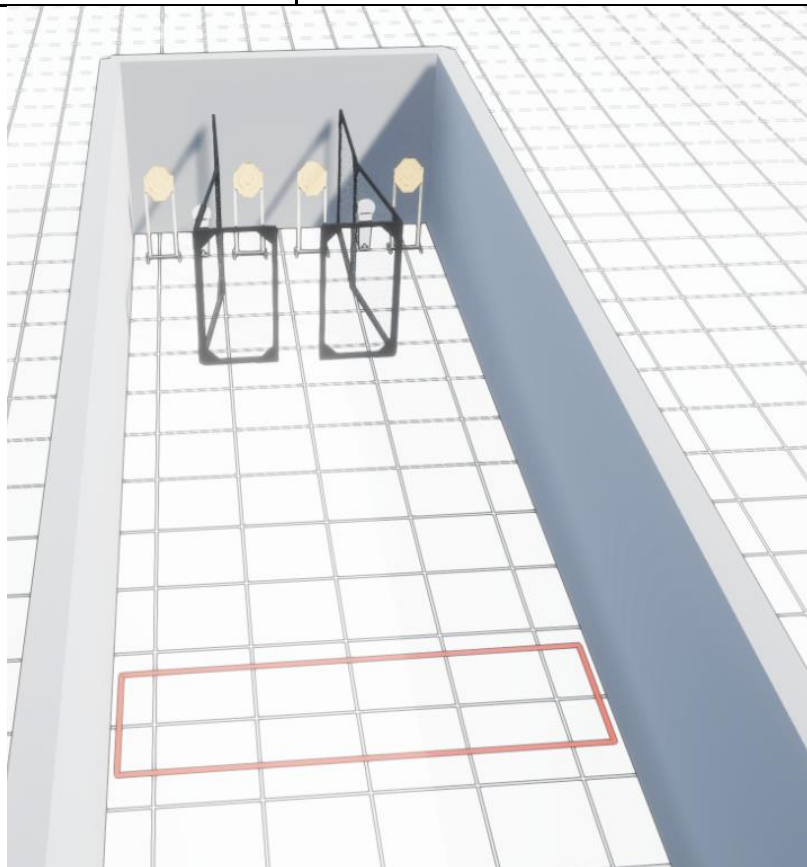
Welcome to stage 2

STAGE	14
Type	Medium
Targets	10 IPSC Targets, 3 IPSC No-Shoots
Minimum number of rounds	20
Firearm ready condition	Unloaded, Option 3
Safety angles	Right side red marker
Start Position	Anywhere inside designated area Competitor standing erect, with the firearm in the ready condition, held in both hands, stock touching the competitor at hip level, barrel parallel to the ground, trigger guard downwards, muzzle pointing downrange with the fingers outside the trigger guard
Time Starts	Audible Signal
Procedure	On signal engage all targets



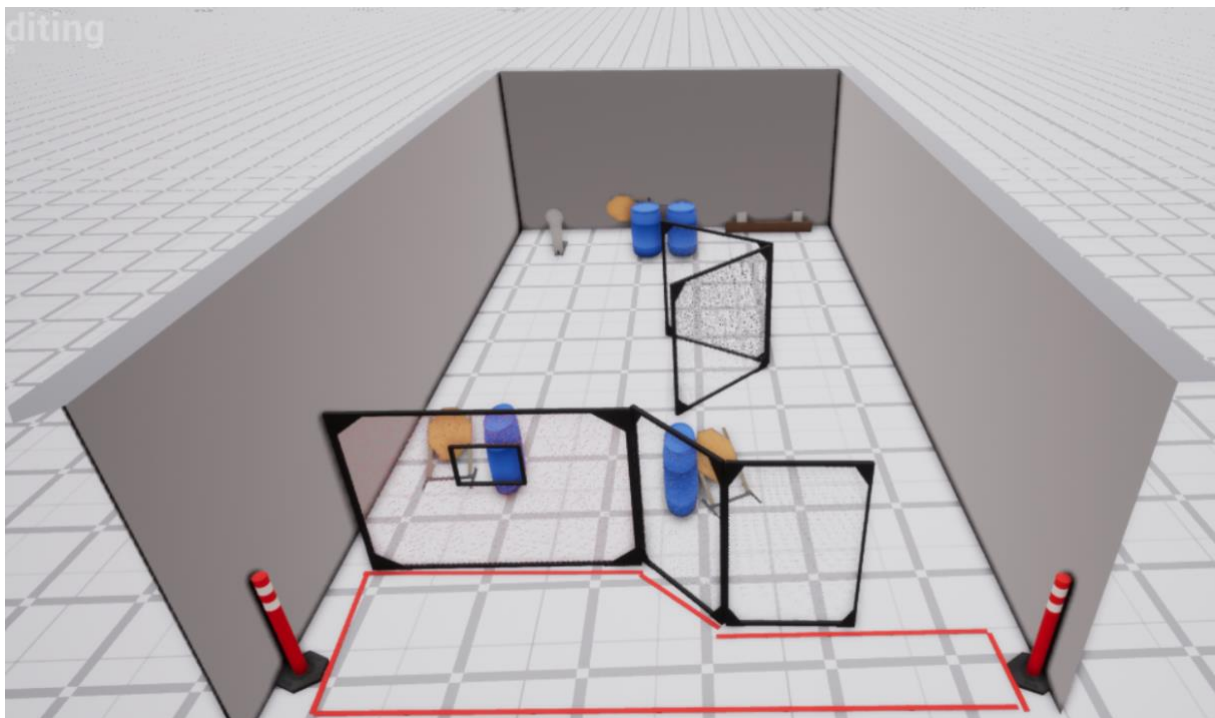
Welcome to stage 3

STAGE	15
Type	Short
Targets	4 IPSC Paper targets, 2 IPSC Poppers
Minimum number of rounds	10
Firearm ready condition	Loaded Option 1
Start Position	Anywhere inside designated area Competitor standing erect, with the firearm in the ready condition, held in both hands, stock touching the competitor at hip level, barrel parallel to the ground, trigger guard downwards, muzzle pointing downrange with the fingers outside the trigger guard
Time Starts	Audible Signal
Procedure	On Signal engage all targets



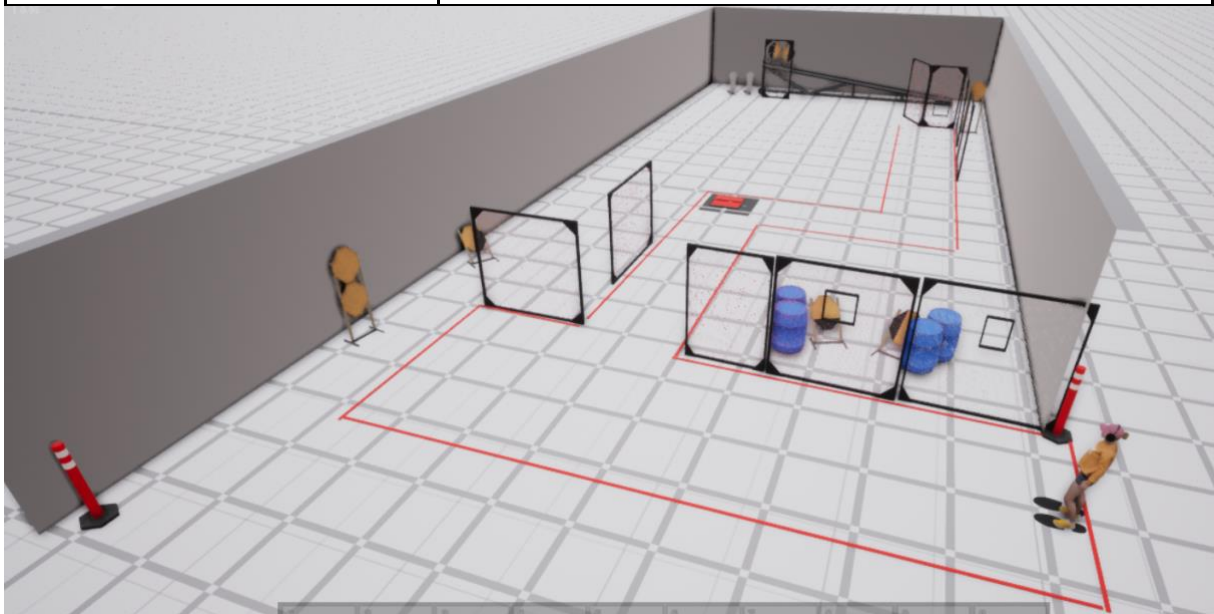
Welcome to Stage 4

STAGE	4
Type	Short
Targets	3 IPSC targets, 1 IPSC popper and 2 IPSC plates
Minimum number of rounds	9
Firearm ready condition	Loaded Option 1
Start Position	Anywhere inside designated area Competitor standing erect, with the firearm in the ready condition, held in both hands, stock touching the competitor at hip level, barrel parallel to the ground, trigger guard downwards, muzzle pointing downrange with the fingers outside the trigger guard
Time Starts	Audible signal
Procedure	On signal engage all targets, Popper P1 activates moving target T3. Moving target is visible at rest




Welcome to Stage 5

STAGE	5
Type	Medium
Targets	8 PSC targets, and 2 IPSC Poppers
Minimum number of rounds	18
Firearm ready condition	Loaded Option 1
Safety Angles	Right side red marker / Left side red marker
Start Position	Heels touching marks, as demonstrated by RO Competitor standing erect, with the firearm in the ready condition, held in both hands, stock touching the competitor at hip level, barrel parallel to the ground, trigger guard downwards, muzzle pointing downrange with the fingers outside the trigger guard
Time Starts	Audible Signal
Procedure	On signal engage all targets Stomp plate releases sliding targets. All targets are visible at rest.



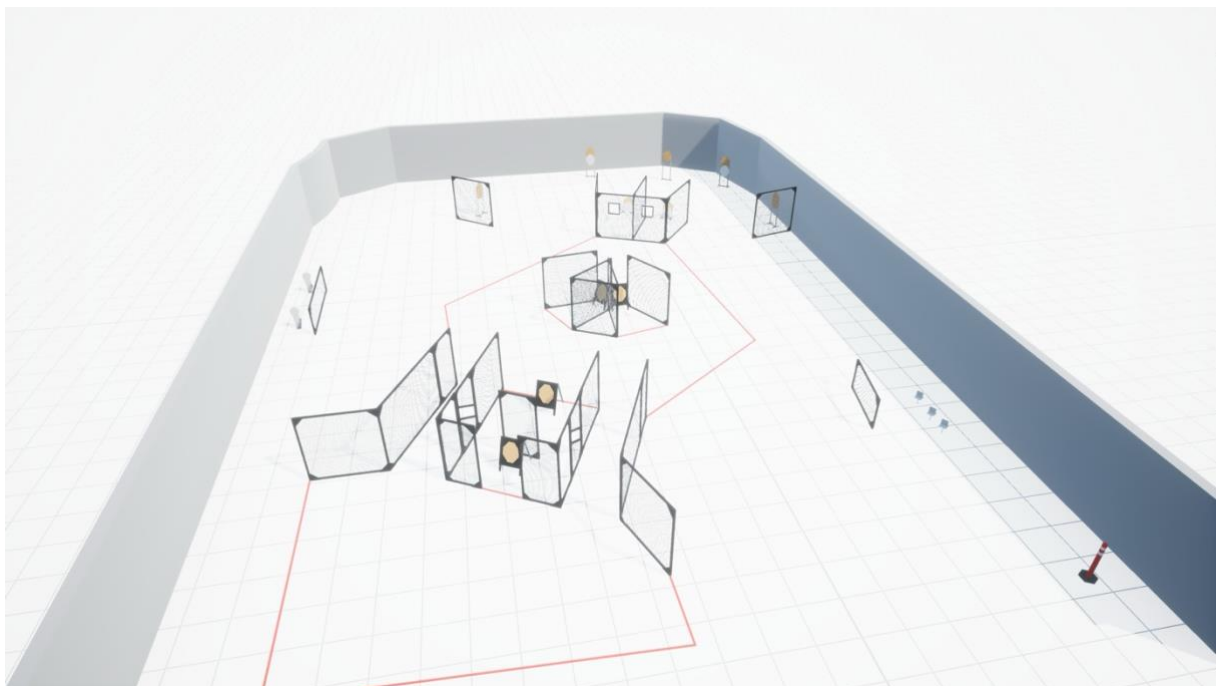
Welcome to stage 6

STAGE	10
Type	Short Course
Targets	6 IPSC targets, 1 IPSC No Shoot
Minimum number of rounds	12
Firearm ready condition	Unloaded Option 3 lying flat on table on the mark, all magazines to be used lying on table.
Start Position	Sitting relaxed in chair. Arms hanging relaxed towards ground
Time Starts	Audible signal
Procedure	On signal engage all targets



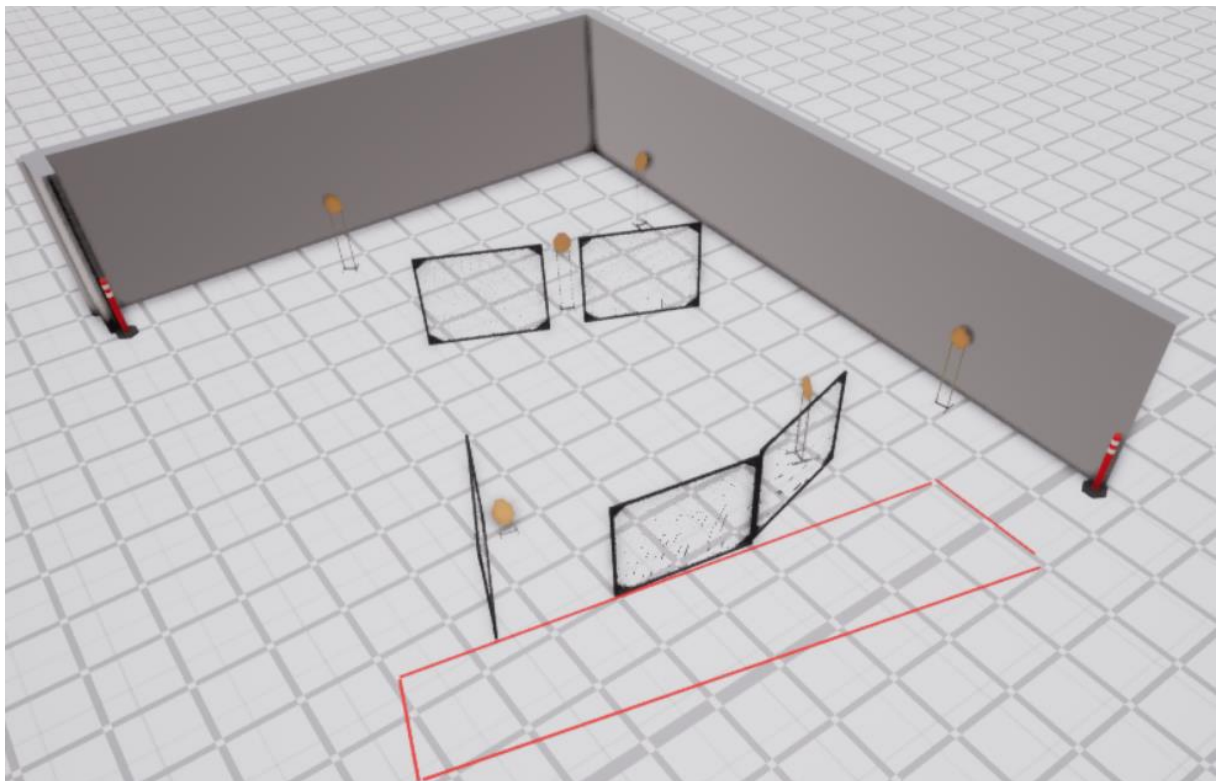
Welcome to stage 7

STAGE	7
Type	Long Course
Targets	13 IPSC targets, 2 IPSC Poppers, 3 IPSC plates and 4 IPSC NoShoots
Minimum number of rounds	31
Firearm ready condition	Loaded Option 1
Safety Angles	Right side red marker
Start Position	Anywhere inside designated area Competitor standing erect, with the firearm in the ready condition, held in both hands, stock touching the competitor at hip level, barrel parallel to the ground, trigger guard downwards, muzzle pointing downrange with the fingers outside the trigger guard
Time Starts	Audible signal
Procedure	On Signal engage all targets as they become visible



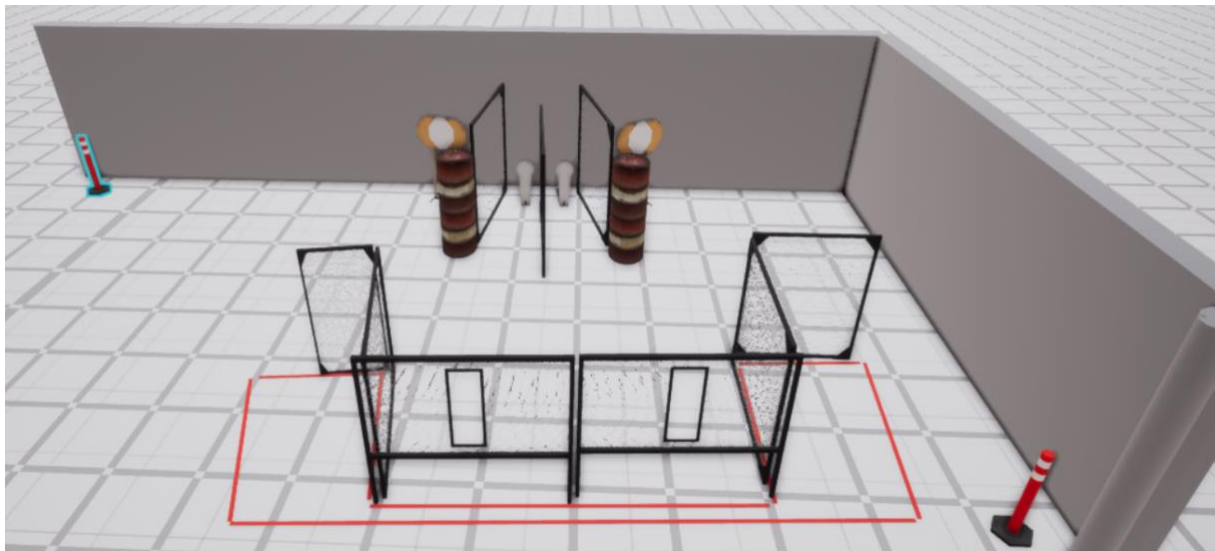
Welcome to stage 8

STAGE	8
Type	Short Course
Targets	6 IPSC Targets, 1IPSC No shoot
Minimum number of rounds	12
Firearm ready condition	Loaded Option 1
Start Position	Anywhere inside designated area Competitor standing erect, with the firearm in the ready condition, held in both hands, stock touching the competitor at hip level, barrel parallel to the ground, trigger guard downwards, muzzle pointing downrange with the fingers outside the trigger guard
Time Starts	Audible signal
Procedure	On signal Engage all targets



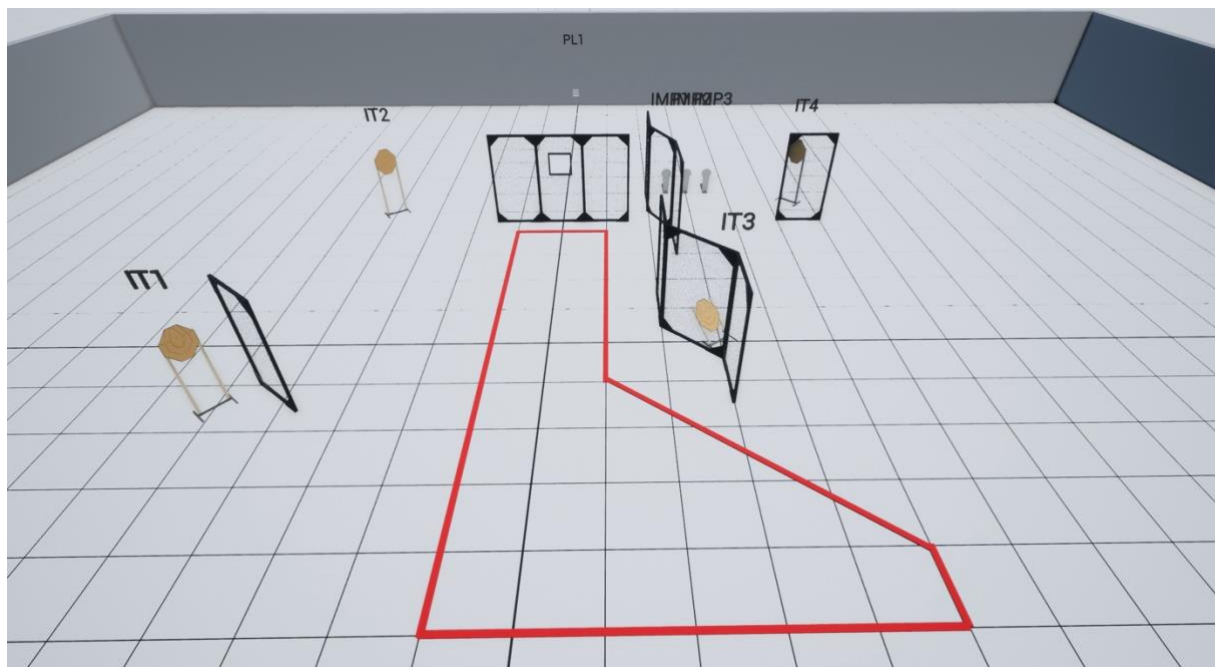
Welcome to stage 9

STAGE	9
Type	Short
Targets	4 IPSC targets, 2 IPSC Poppers and 2 IPSC No-shoots
Minimum number of rounds	10
Firearm ready condition	Loaded Option 1
Safety angles	Right side red marker / Left side red marker
Start Position	Anywhere inside designated area Competitor standing erect, with the firearm in the ready condition, held in both hands, stock touching the competitor at hip level, barrel parallel to the ground, trigger guard downwards, muzzle pointing downrange with the fingers outside the trigger guard
Time Starts	Audible signal
Procedure	On signal engage all targets



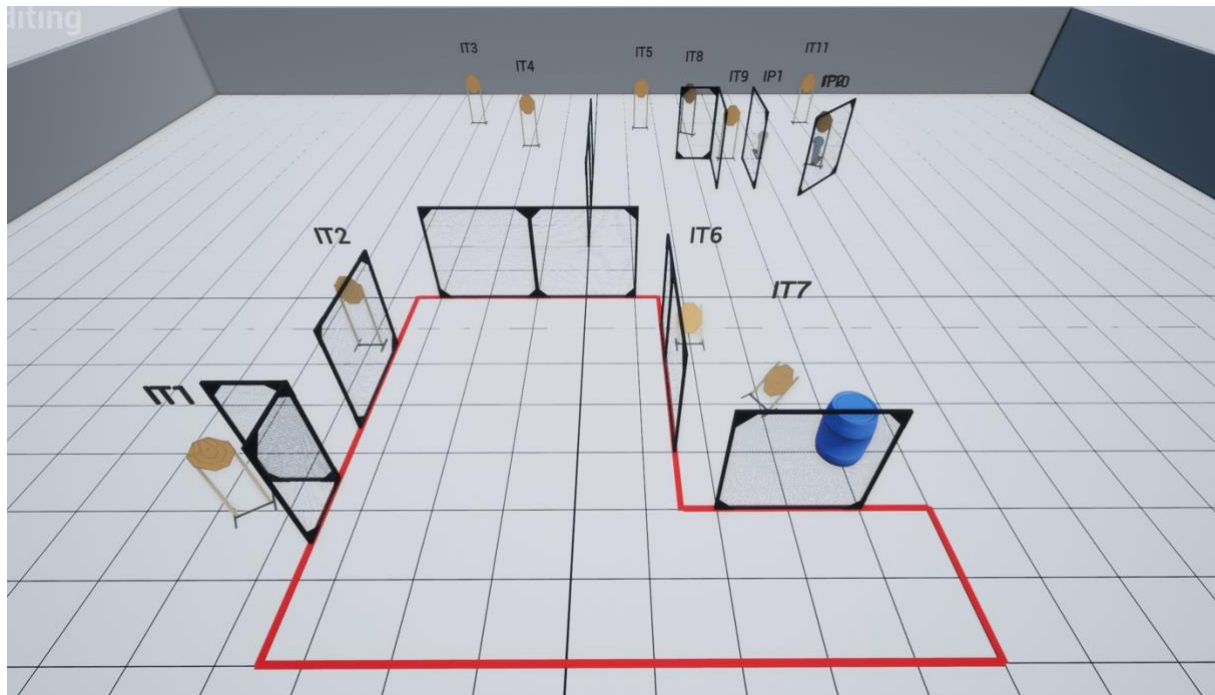
Welcome to Stage 10

STAGE	10
Type	Short Course
Targets	4 Ipsc Targets 3 IPSC mini poppers and 1 IPSC plate
Minimum number of rounds	12
Firearm ready condition	Loaded Option 1
Start Position	Anywhere inside designated area Competitor standing erect, with the firearm in the ready condition, held in both hands, stock touching the competitor at hip level, barrel parallel to the ground, trigger guard downwards, muzzle pointing downrange with the fingers outside the trigger guard
Time Starts	Audible Signal
Procedure	On Signal engage all targets



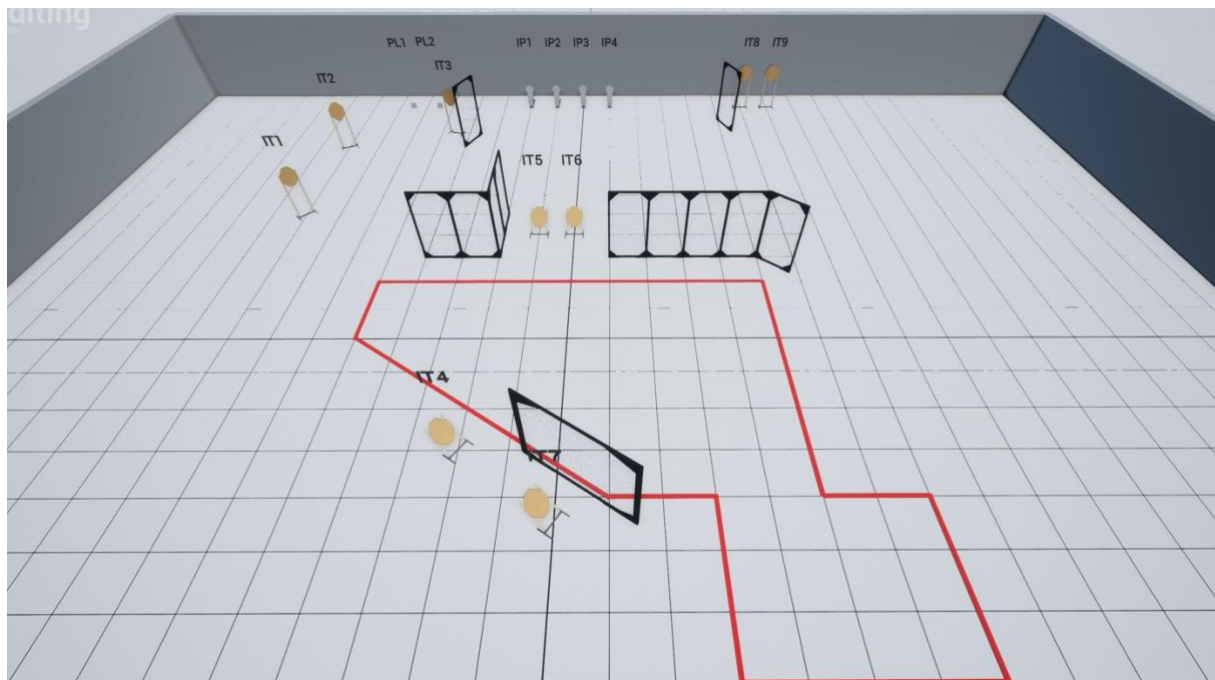
Welcome to stage 11

STAGE	11
Type	Medium
Targets	11 IPSC Targets and 2 IPSC Poppers
Minimum number of rounds	24
Firearm ready condition	Loaded Option 1
Start Position	Anywhere inside designated area Competitor standing erect, with the firearm in the ready condition, held in both hands, stock touching the competitor at hip level, barrel parallel to the ground, trigger guard downwards, muzzle pointing downrange with the fingers outside the trigger guard
Time Starts	Audible signal
Procedure	On Signal Engage all Targets



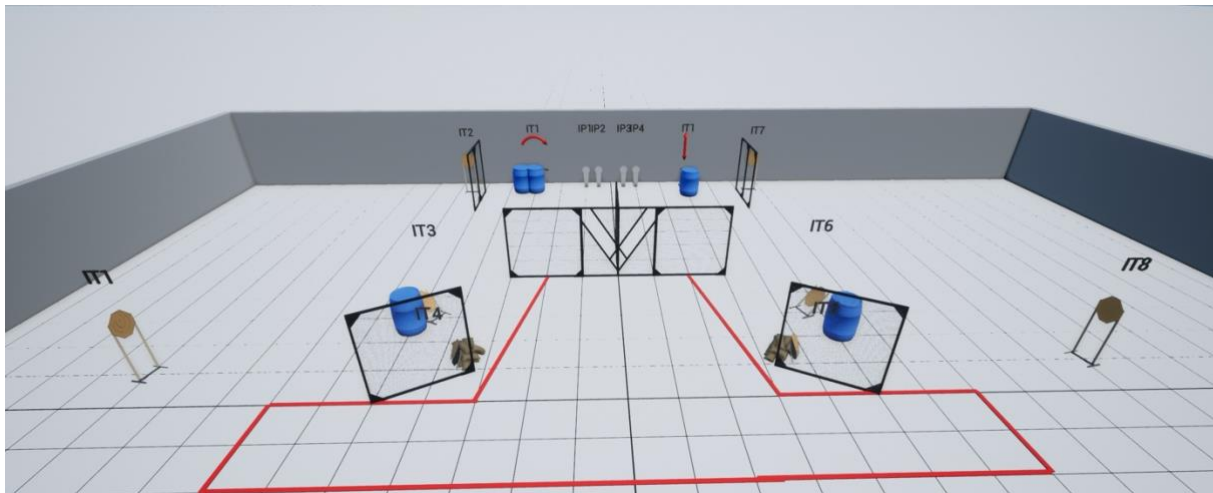
Welcome to Stage 12

STAGE	12
Type	Medium
Targets	9 IPSC targets, 4 IPSC Poppers and 2 IPSC plates
Minimum number of rounds	24
Firearm ready condition	Loaded Option 1
Start Position	Anywhere inside designated area Competitor standing erect, with the firearm in the ready condition, held in both hands, stock touching the competitor at hip level, barrel parallel to the ground, trigger guard downwards, muzzle pointing downrange with the fingers outside the trigger guard
Time Starts	Audible signal
Procedure	On Signal Engage all targets



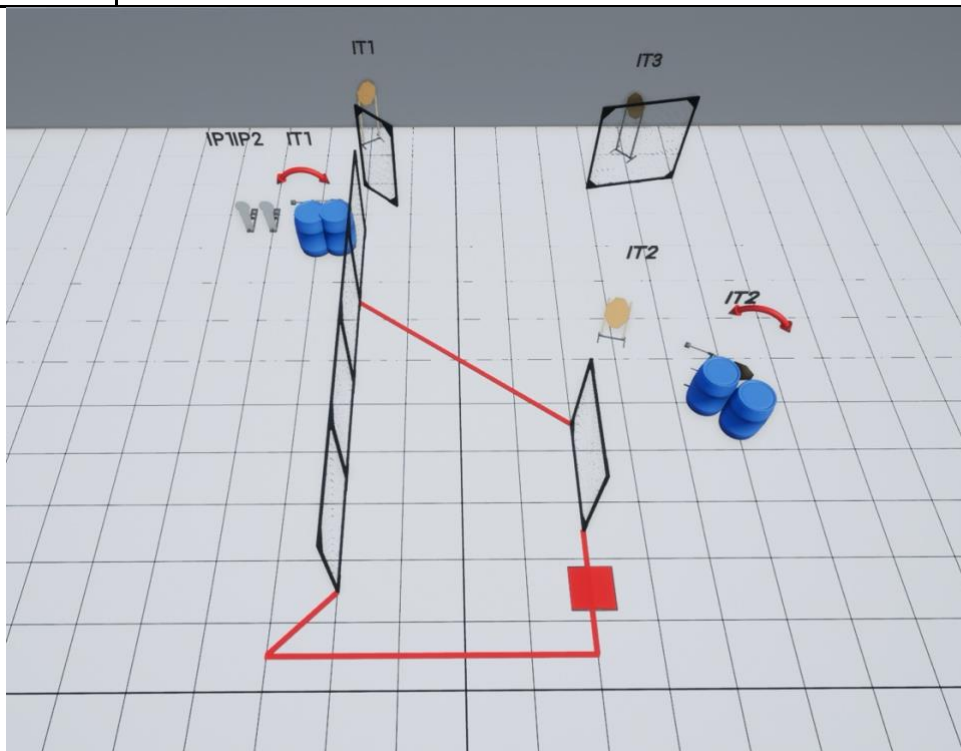
Welcome to stage 13

STAGE	13
Type	Medium
Targets	10 IPSC targets and 4 IPSC Poppers
Minimum number of rounds	24
Firearm ready condition	Loaded Option 1
Start Position	Anywhere inside designated area Competitor standing erect, with the firearm in the ready condition, held in both hands, stock touching the competitor at hip level, barrel parallel to the ground, trigger guard downwards, muzzle pointing downrange with the fingers outside the trigger guard
Time Starts	Audible signal
Procedure	On Signal Engage all Targets Popper IP1 activates moving target IT10, Popper IP4 activate moving target IT9. All targets will remain visible at rest.



Welcome to Stage 14

STAGE	14
Type	Short Course
Targets	5 Ipsc Targets and 2 IPSC poppers
Minimum number of rounds	12
Firearm ready condition	Loaded Option 1
Start Position	Anywhere inside designated area Competitor standing erect, with the firearm in the ready condition, held in both hands, stock touching the competitor at hip level, barrel parallel to the ground, trigger guard downwards, muzzle pointing downrange with the fingers outside the trigger guard
Time Starts	Audible Signal
Procedure	On Signal Engage Targets. Stomp box activate moving target IT2, Popper IP1 and 2 activate moving target IT1. All targets will remain visible at rest.



Welcome to Stage 15

STAGE	15
Type	Short Course
Targets	5 Ipsc Targets and 2 IPSC plates
Minimum number of rounds	12
Firearm ready condition	Loaded Option 1
Start Position	Anywhere inside designated area Competitor standing erect, with the firearm in the ready condition, held in both hands, stock touching the competitor at hip level, barrel parallel to the ground, trigger guard downwards, muzzle pointing downrange with the fingers outside the trigger guard
Time Starts	Audible signal
Procedure	On Signal engage all targets as they become visible

