

# 2026



## FORBUNDSMESTERSKAB IPSC HANDGUN

### VORDINGBORG

### GARNISION

### IDRÆTTSFORENING

# Match

and

# Game

by SKANACID

RECYCLED AND OPTIMIZED

# HERSTA

## PERFORMANCE

# 2026



## FORBUNDSMESTERSKAB IPSC HANDGUN

0730-0830 - Check in, Cafeteria  
0830-0900 - Velkomst – General brief - Cafeteria  
0900-1600 - Match 14 stages – Bane afsnit jf. kort  
1600-1700 - Præmieoverrækkelse - Cafeteria

RECYCLED AND OPTIMIZED

# HERSTA

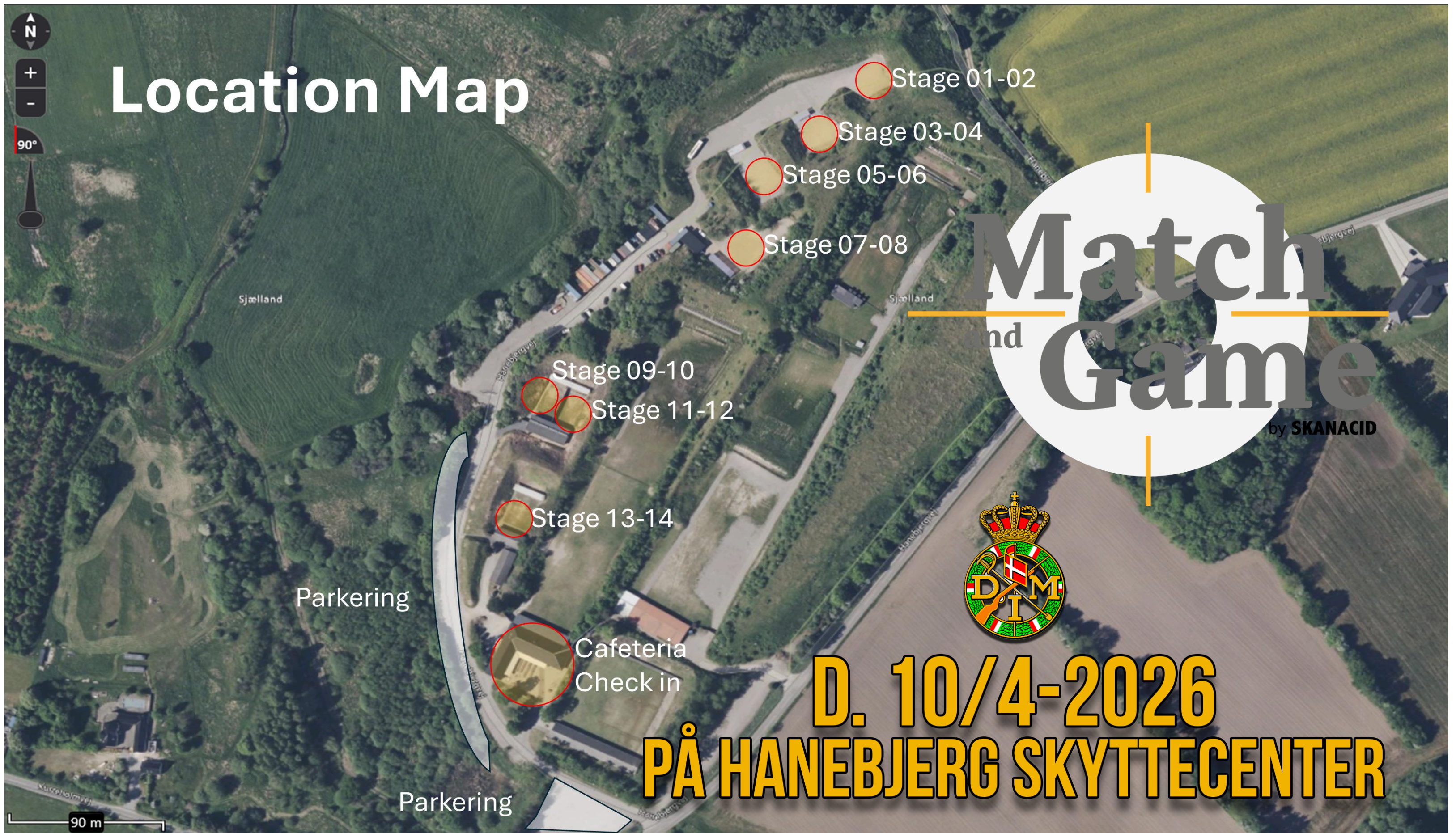


PERFORMANCE

RECYCLED AND OPTIMIZED

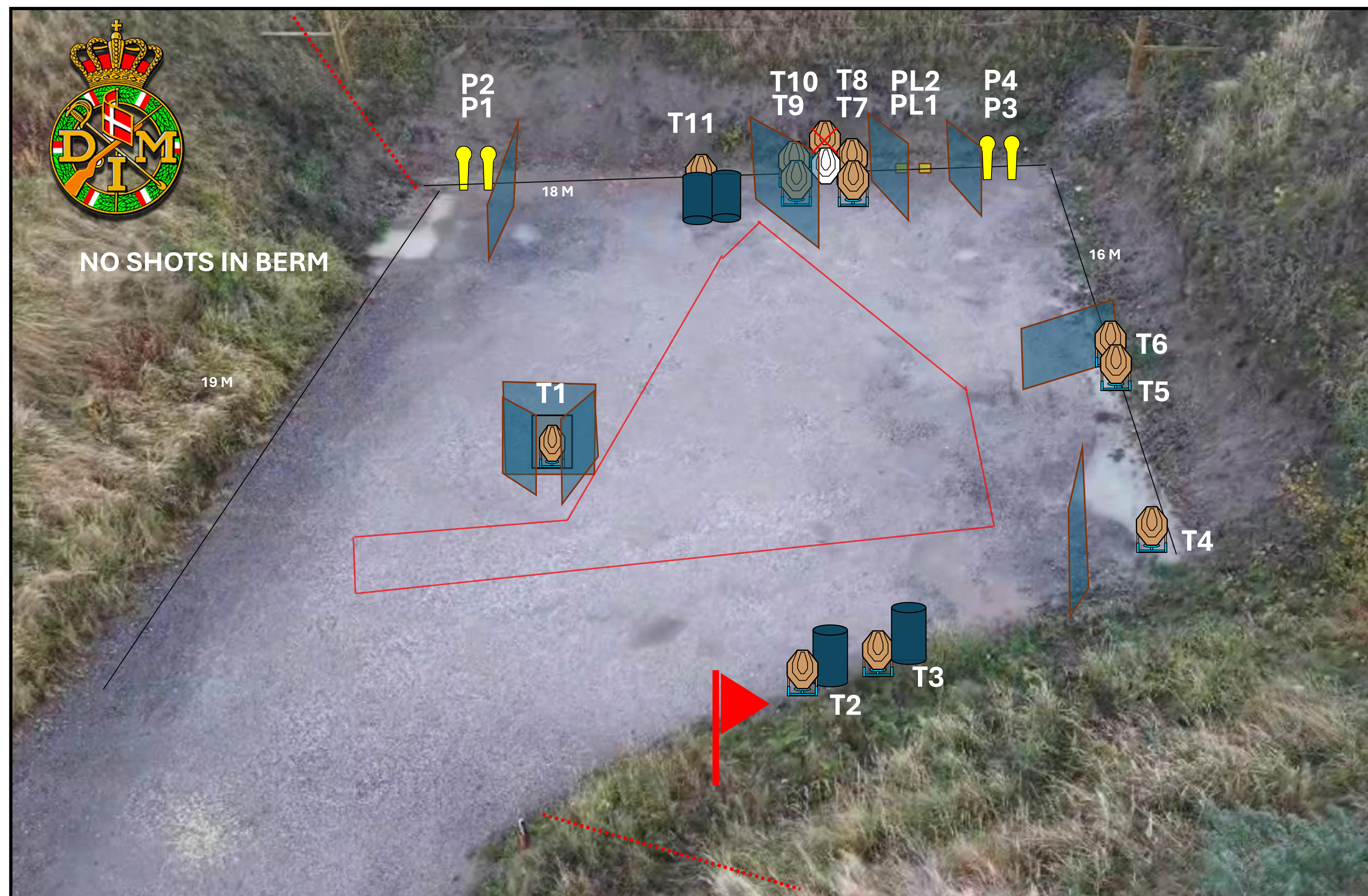
# HERSTA

PERFORMANCE

	T4	T3	T2	T1	L/P VENST	L/P HØJRE	ST PIST
	LC/SC	LC/SC	MC/SC	MC/CS	MC/CS	MC/CS	MC/CS
	STAGE 01-02	STAGE 03-04	STAGE 05-06	STAGE 07-08	STAGE 09-10	STAGE 11-12	STAGE 13-14
0730-0900	CHECK IN - VELKOMST - GENERAL BRIEF						
0900-1000	SQ-01	SQ-02	SQ-03	SQ-04	SQ-05	SQ-06	SQ-07
1000-1100	SQ-07	SQ-01	SQ-02	SQ-03	SQ-04	SQ-05	SQ-06
1100-1200	SQ-06	SQ-07	SQ-01	SQ-02	SQ-03	SQ-04	SQ-05
1200-1300	SQ-05	SQ-06	SQ-07	SQ-01	SQ-02	SQ-03	SQ-04
1300-1400	SQ-04	SQ-05	SQ-06	SQ-07	SQ-01	SQ-02	SQ-03
1400-1500	SQ-03	SQ-04	SQ-05	SQ-06	SQ-07	SQ-01	SQ-02
1500-1600	SQ-02	SQ-03	SQ-04	SQ-05	SQ-06	SQ-07	SQ-01
1600-	CEREMONI						

# STAGE 1 (T4)



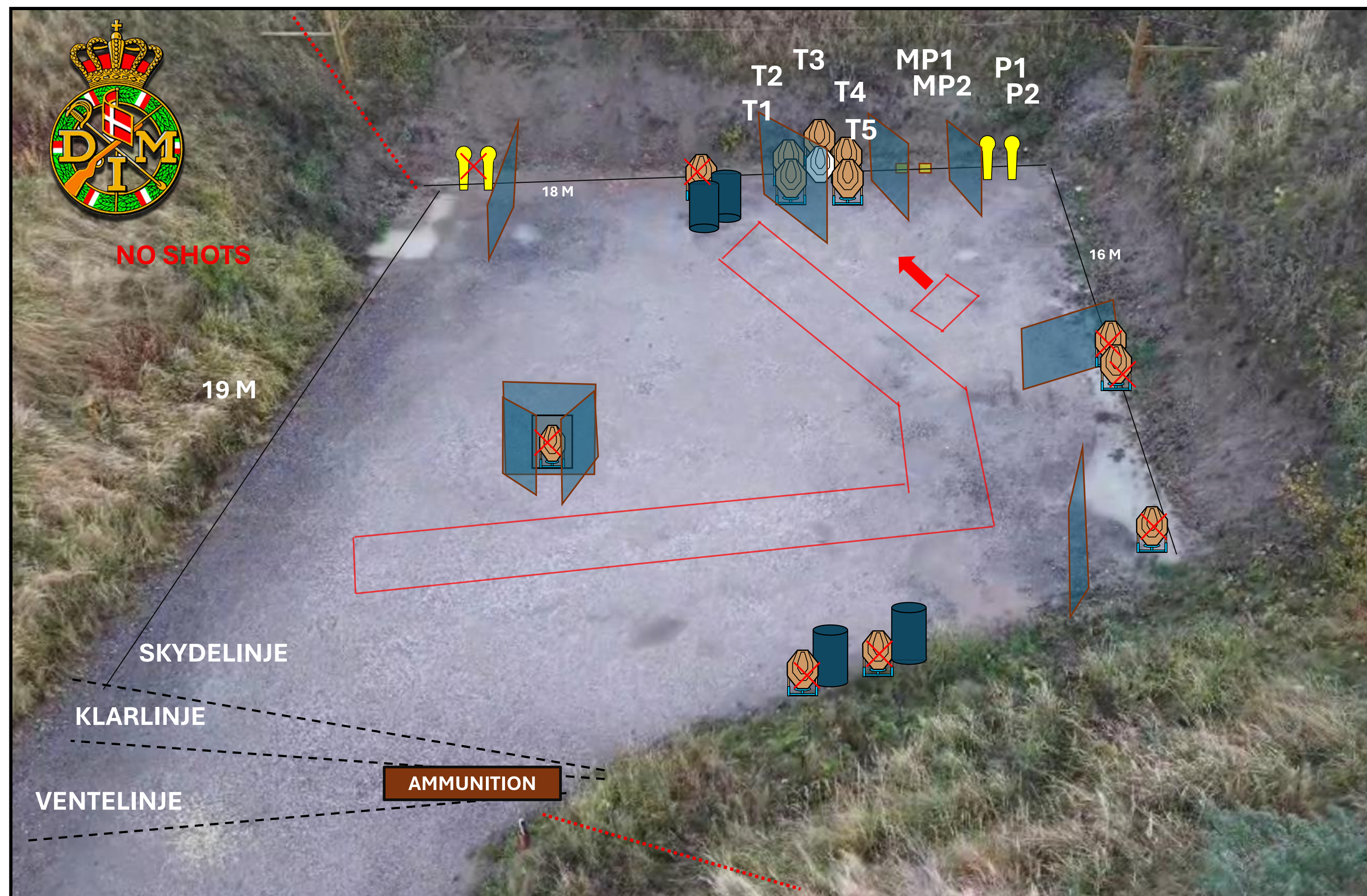
## Stage briefing

Stage no	Stage 01 (Medium Course)
Target type/Number	11 IPSC Targets, 4 POPPER and 2 PLATES and some No Shoots.
Minimum rounds to be scored	28
Firearms Ready condition	Unloaded (Empty chamber – empty magwell)
Start position	Anywhere within the designated area
Time starts	Upon signal engage targets
Procedure	After audbel signal engage all targets

# FORBUNDSMESTERSKAB IPSC HANDGUN



# STAGE 02 (T4)

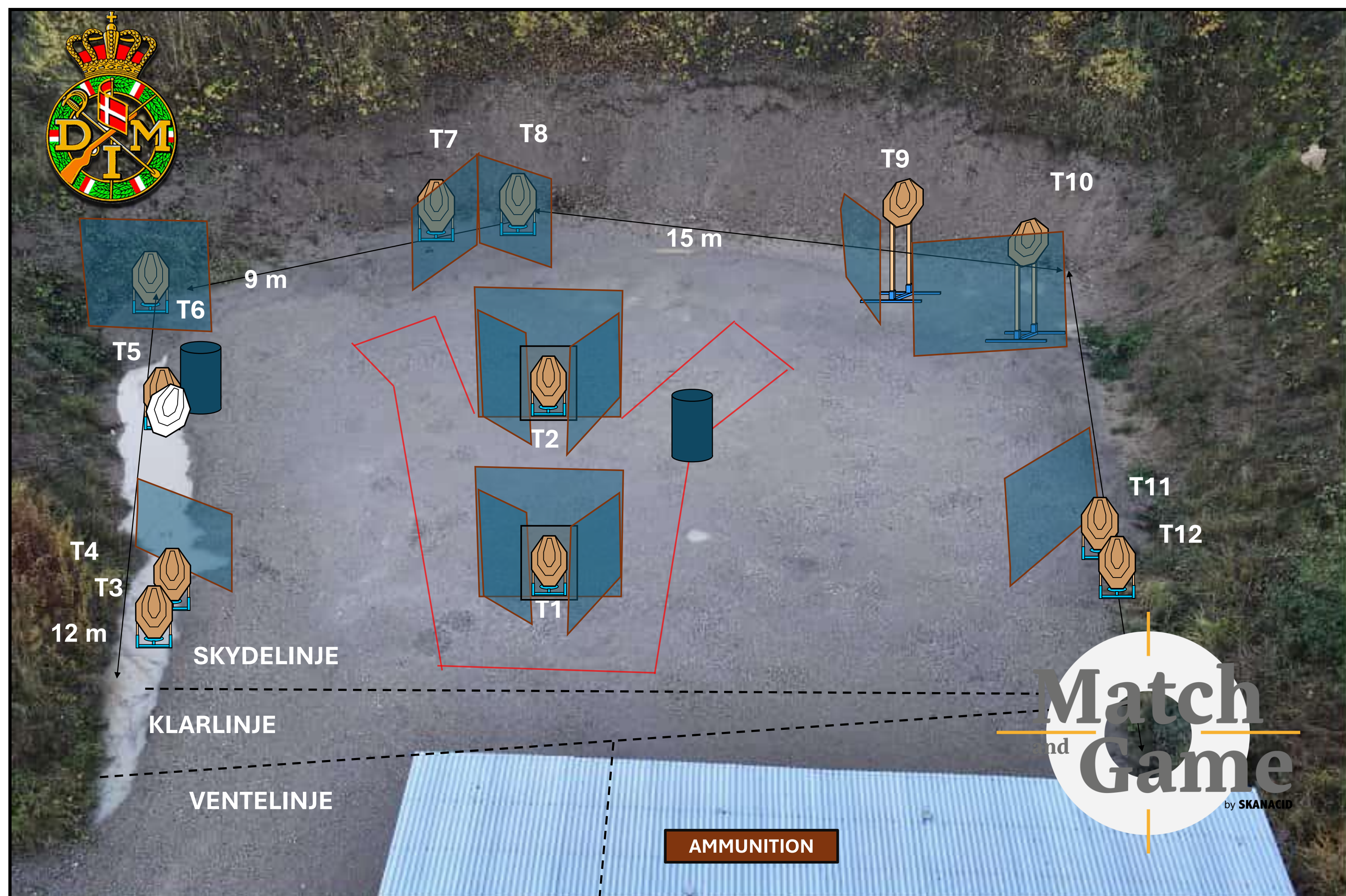


Stage briefing	
Stage no	Stage 2 (Short Course)
Target type/Number	5 IPSC Targets 2 IPSC POPPER and 2 METAL PLATES and some No Shoot
Minimum rounds to be scored	9
Firearms Ready condition	As per Rule 3.2.2, Section 8.2, & Appendix E1/E2
Start position	Anywhere within the designated area
Time starts	Upon signal engage targets
Procedure	After signal engage all targets <b>with one shot only</b>

# FORBUNDSMESTERSKAB IPSC HANDGUN



# STAGE 03 (T3)



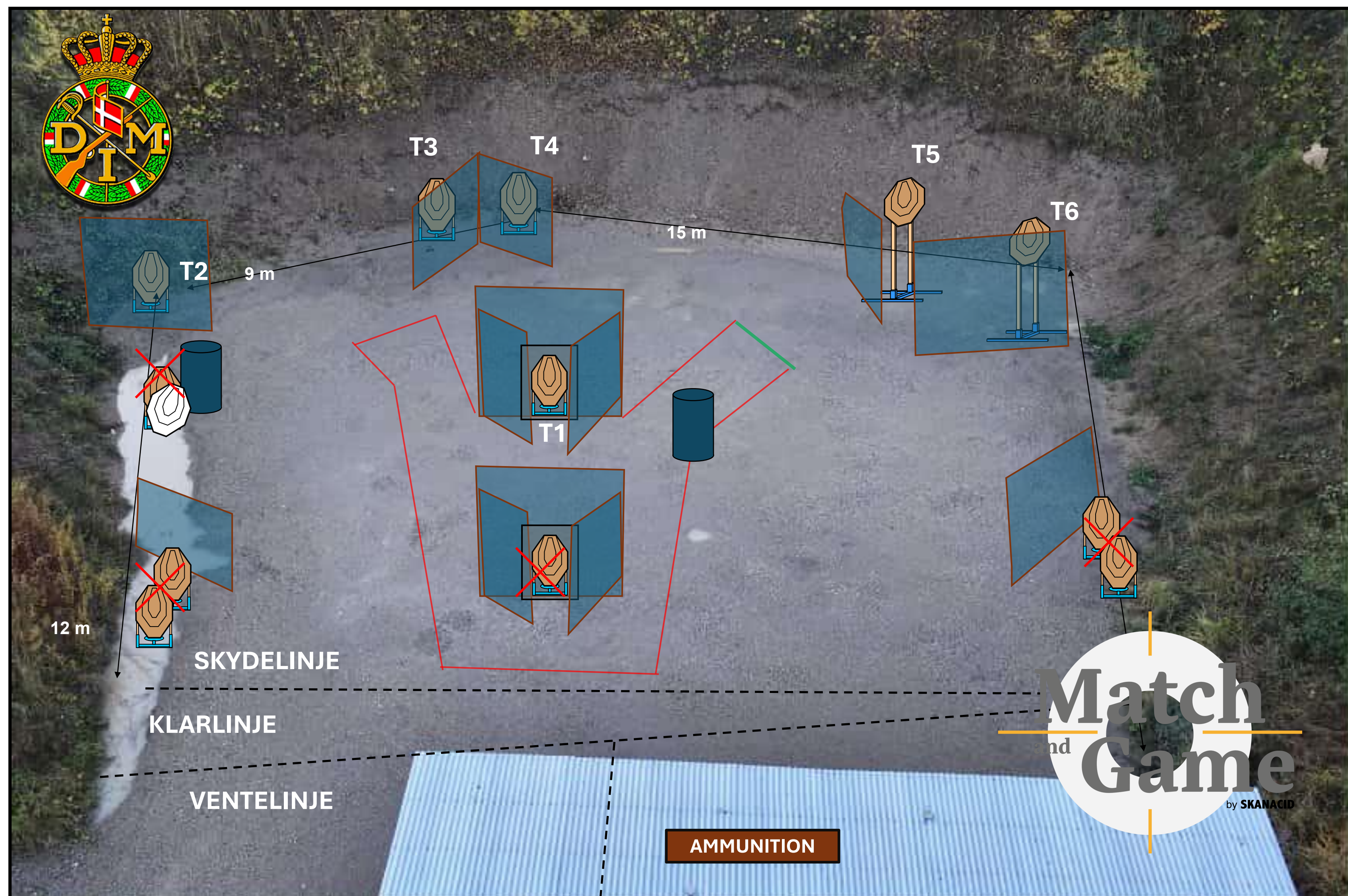
## Stage briefing

Stage no	<b>Stage 03 (Medium Course)</b>
Target type/Number	12 IPSC Targets, some No Shoot
Minimum rounds to be scored	24
Firearms Ready condition	As per Rule 3.2.2, Section 8.2, & Appendix E1/E2
Start position	Anywhere within the designated area
Time starts	Upon audibel signal – engage targets
Procedure	After signal engage all targets

# FORBUNDSMESTERSKAB IPSC HANDGUN



# STAGE 04 (T3)



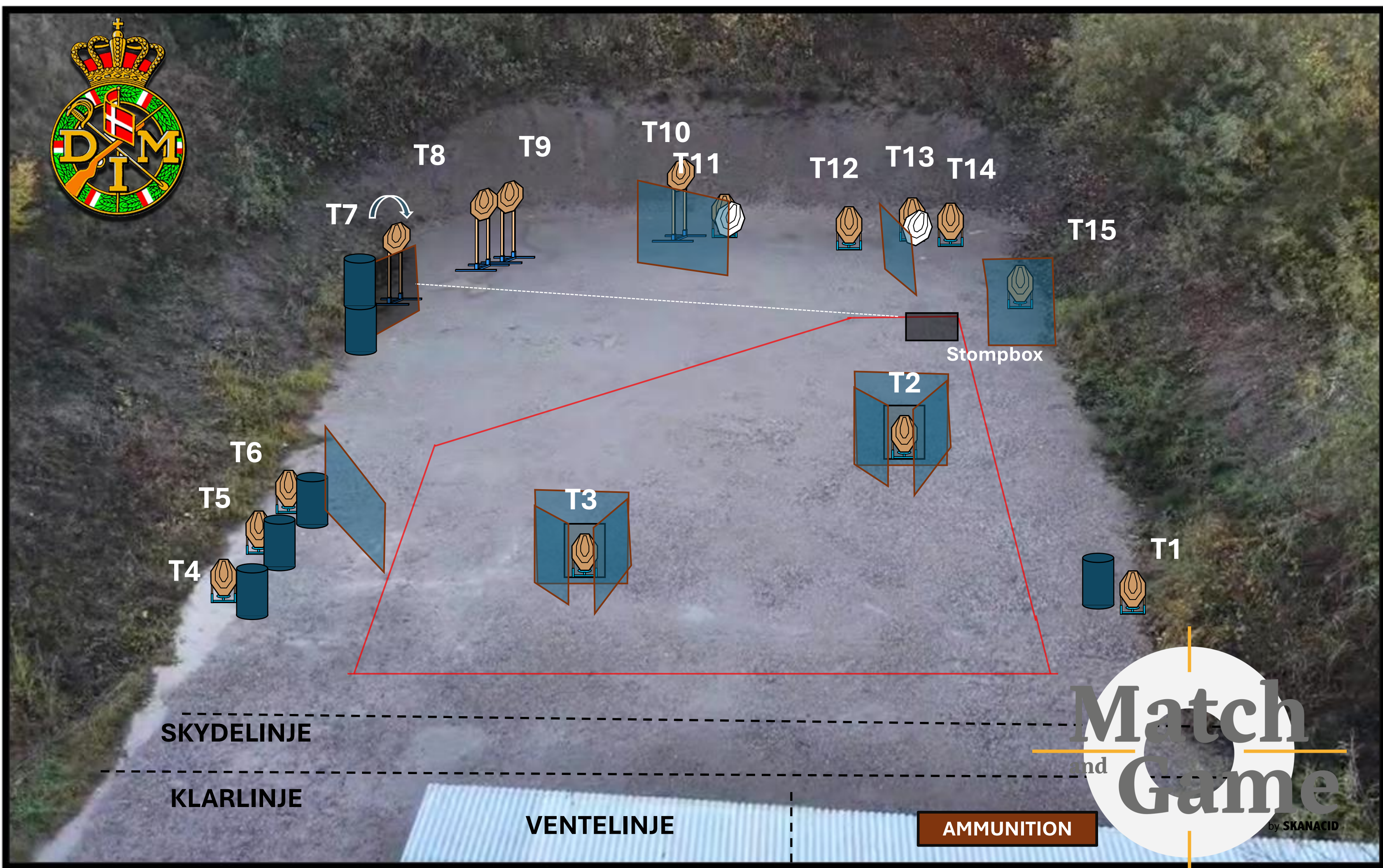
## Stage briefing

Stage no	Stage 04 (Short Course)
Target type/Number	6 IPSC Targets and some no-shoots.
Minimum rounds to be scored	12
Firearms Ready condition	Loaded with magazine inserted, empty chamber.
Start position	Toes touching green bar
Time starts	Upon audibel signal – engage targets
Procedure	Between forst and last shot – Shooter mus conduct one mandatory reload.

# FORBUNDSMESTERSKAB IPSC HANDGUN



# STAGE 5 (T2)

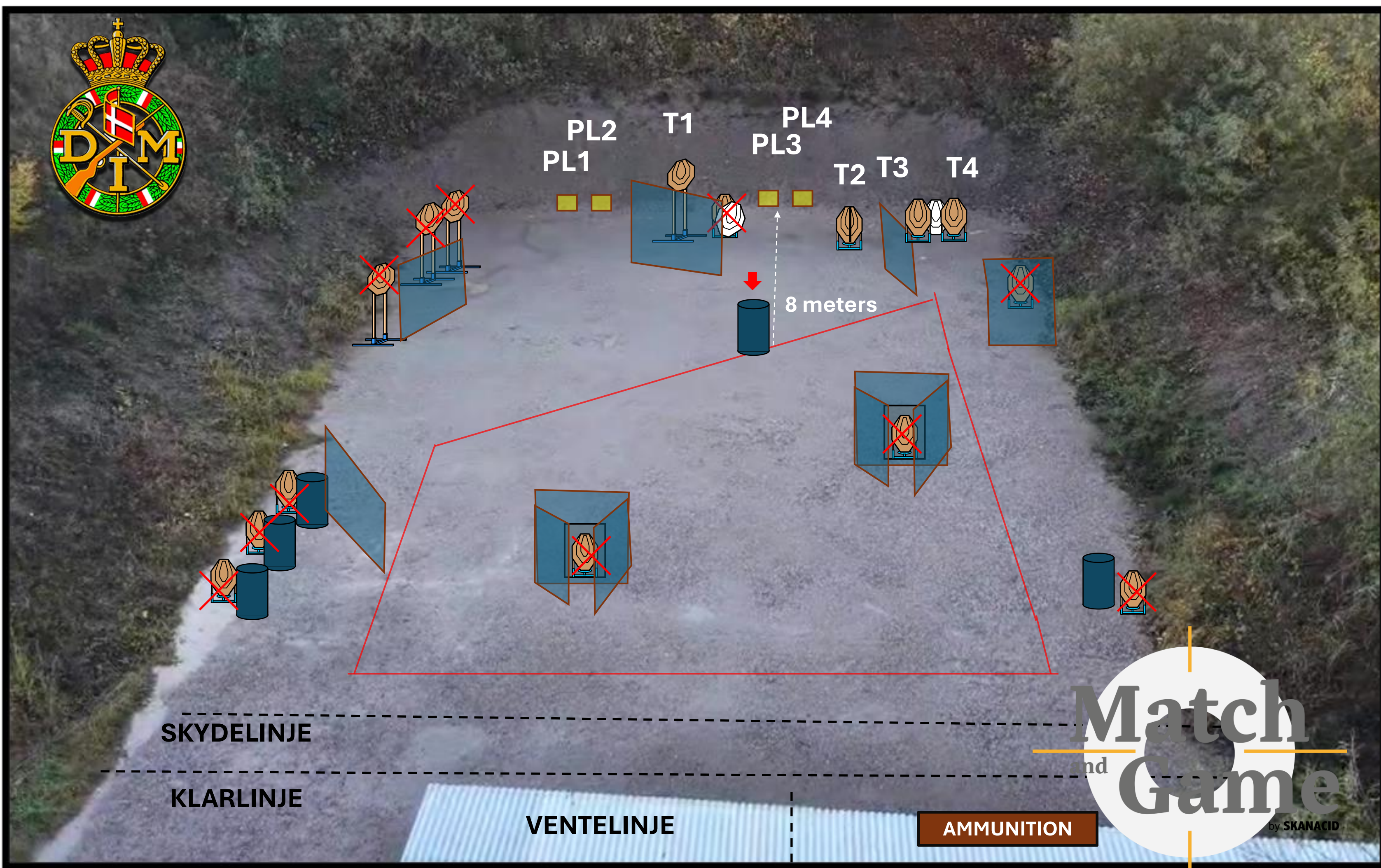


## STAGE BRIEFING

Stage no	Stage 05 (Long Course)
Target type/Number	15 IPSC Targets, some No shoots
Minimum rounds to be scored	30
Firearms Ready condition	As per Rule 3.2.2, Section 8.2, & Appendix E1/E2
Start position	Anywhere within the designated area
Time starts	Upon signal engage targets
Procedure	Stompbox activates moving target T7 (swinger) which remains visibel at rest

# FORBUNDSMESTERSKAB IPSC HANDGUN





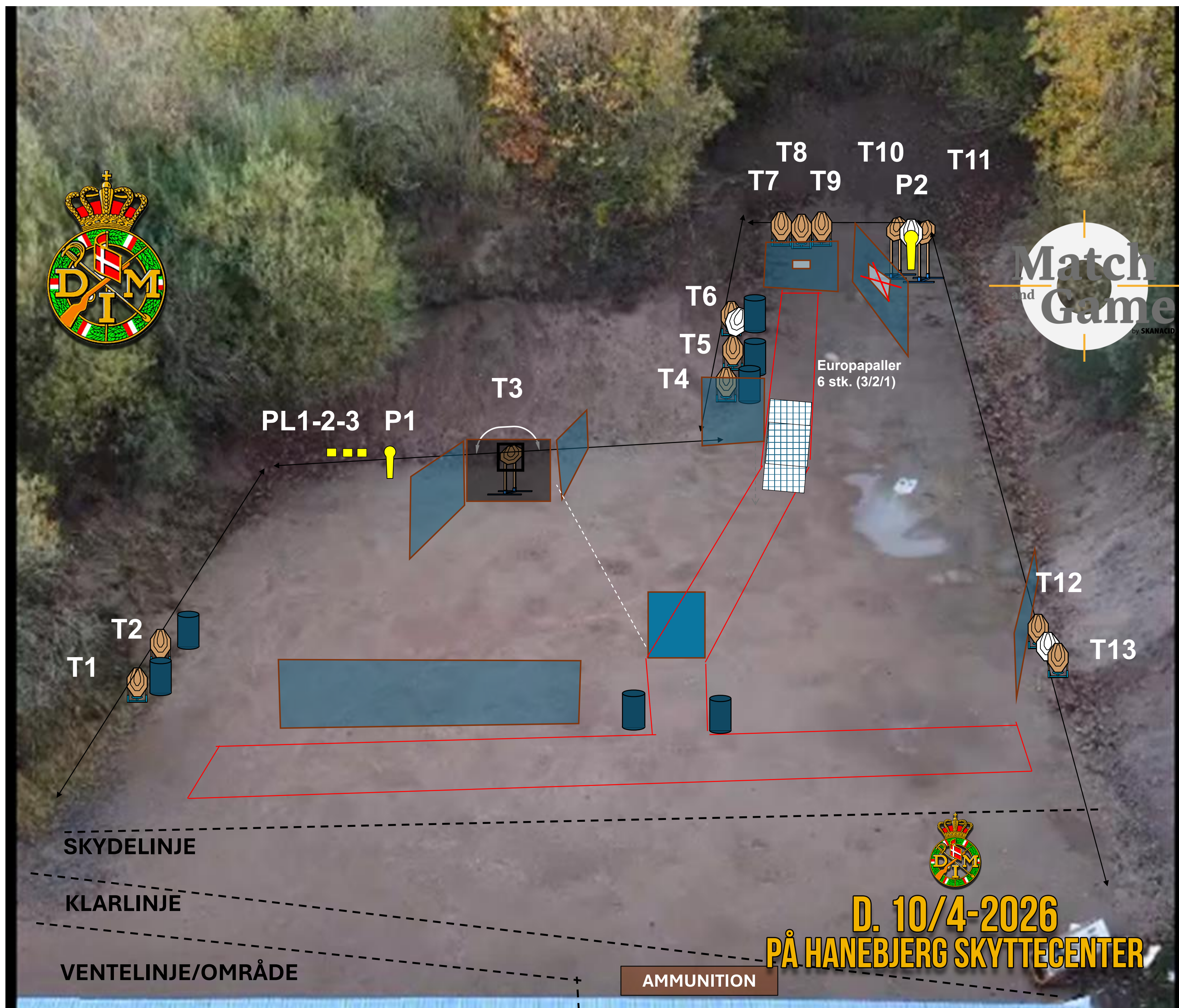
## STAGE BRIEFING

Stage no	Stage 06 (Short Course)
Target type/Number	4 IPSC Targets, 4 IPSC plates and some No shoots
Minimum rounds to be scored	12
Firearms Ready condition	Gun Loaded lying flat on barrel pointing downrange
Start position	Anywhere within the designated area
Time starts	Upon signal engage targets
Procedure	After signal engage all targets

# FORBUNDSMESTERSKAB IPSC HANDGUN



# STAGE 07 (T1)



## Stage briefing

Stage no	<b>STAGE 07 (LONG COURSE)</b>
Safety angles	After signal safety angles following shooter downrange 90°
Target type/Number	13 IPSC Targets, 2 POPPER and 3 PLATES some No Shoot
Number of round to be scored	31
Firearms Ready condition	As per Rule 3.2.2, Section 8.2, & Appendix E1/E2
Start position	Standing anywhere within designated area
Time starts	Upon signal engage targets
Procedure	P1 and door activates T3 which is visibel at rest

# FORBUNDSMESTERSKAB IPSC HANDGUN


# STAGE 08 (T1)



## Stage briefing


Stage no	<b>STAGE 08 (SHORT COURSE)</b>
Safety angles	After signal safty angles 90° Following shooter downrange
Target type/Number	8 IPSC Targets, some No Shoot
Minimum rounds to be scored	8
Firearms Ready condition	As per Rule 3.2.2, Section 8.2, & Appendix E1/E2
Start position	Heels touching green bar facing uprange
Time starts	Upon signal engage targets
Procedure	After signal engage all targets <b>with one shot only.</b>

# STAGE 09 (LILLE PISTOL VENSTRE)



Stage briefing	
Stage no	Stage 09 (Medium Course)
Target type/Number	12 IPSC Targets some No Shoot
Minimum rounds to be scored	24
Firearms Ready condition	As per Rule 3.2.2, Section 8.2, & Appendix E1/E2
Start position	Anywhere within the designated area
Time starts	Upon signal engage targets
Procedure	After signal engage all targets

# STAGE 10 (LILLE PISTOL VENSTRE)



Stage briefing	
Stage no	Stage 10 (Short course)
Target type/Number	6 IPSC Targets some No Shoot
Minimum rounds to be scored	12
Firearms Ready condition	Gun is unloaded laying flat on barrel pointing downrange, all magazines to be placed on barrel
Start position	Starting anywhere inside demarkated area, as demonstrated by RO
Time starts	On audibel signal
Procedure	After signal engage all targets



# STAGE 12 (LILLE PISTOL - HØJRE)



Stage briefing	
Stage no	Stage 12 (Short course)
Target type/Number	6 IPSC Targets
Minium rounds to be scored	12
Firearms Ready condition	Gun is unloaded placed on barrel on mark, pointing downrange. All magazines to be placed inside ammobox – ammobox is closed.
Start position	Lying flat on shooters back facing skywards in Bivouac – with arms down each side, as demonstrated by RO
Time starts	Upon signal engage targets
Procedure	After signal engage all targets with one mandatory reload after first shot and before last shot.

# STAGE 13 (STORE PISTOL)



Stage briefing	
Stage no	Stage 13 (Medium course)
Target type/Number	12 IPSC Targets, some No-Shoot
Minimum rounds to be scored	24
Firearms Ready condition	As per Rule 3.2.2, Section 8.2, & Appendix E1/E2
Start position	Anywhere within the designated area
Time starts	On audibel signal
Procedure	After signal engage all targets

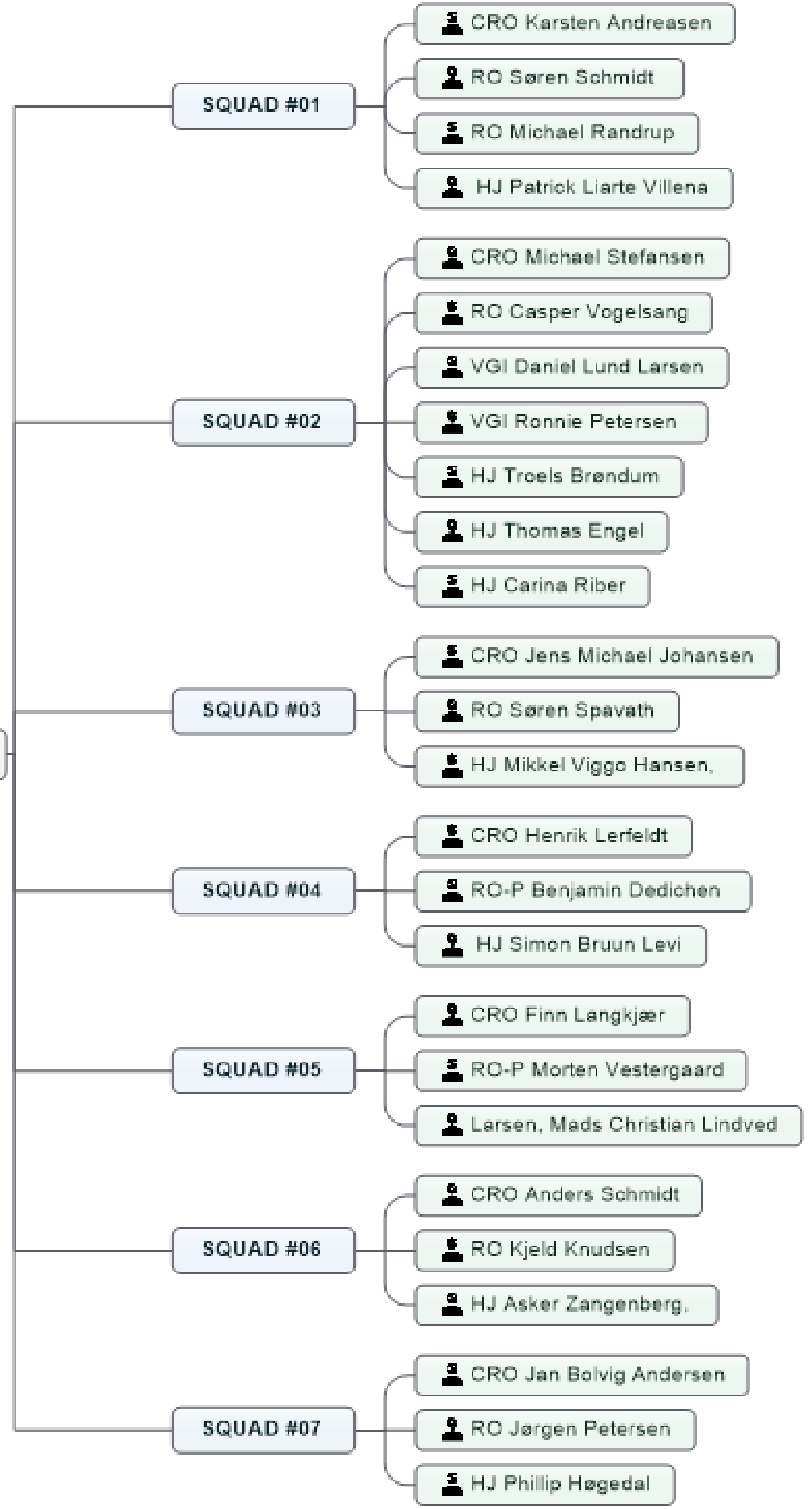
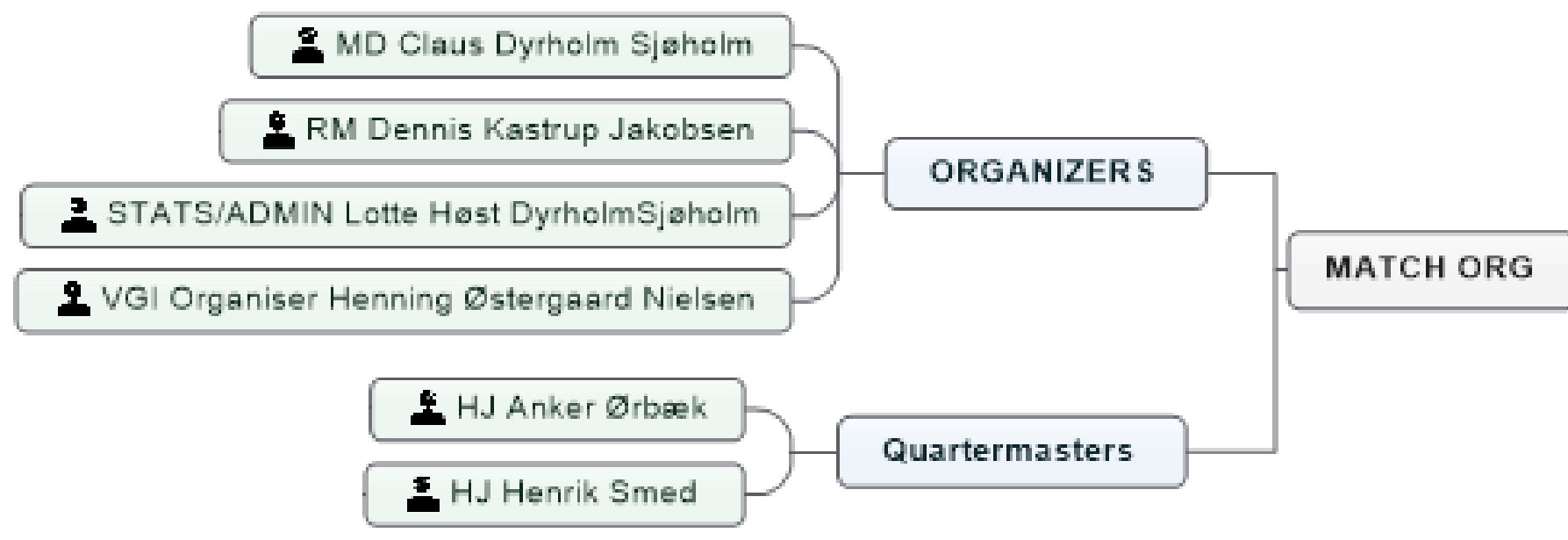
# STAGE 14 (STORE PISTOL)



## Stage briefing

Stage no	<b>Stage 14 (Short course)</b>
Target type/Number	6 IPSC Targets, some No Shoot
Minimum rounds to be scored	12
Firearms Ready condition	Loaded and placed on table pointing downrange
Start position	Sitting on chair with both hands flat on knees – Gun loaded and placed on table pointing downrange, all magazines placed on table
Time starts	On audibel signal
Procedure	After signal engage all targets

# ARE YOU READY



# Match and Game

by SKANACID

RECYCLED AND OPTIMIZED





**FORBUNDSMESTERSKAB  
IPSC HANDGUN**

**ARE YOU READY**

RECYCLED AND OPTIMIZED

**HERSTA** 

**PERFORMANCE**