



Norwegian nationals
Open, Production Optics
and Optics
SNO2026



2026

Velkommen til SNO 2026

SSL ønsker alle skyttere hjertelig velkommen til vårens store Level III match, **SNO2026**. Vi gleder oss til å se både nye og kjente ansikter konkurrere i en av årets mest spennende begivenheter!

Årets konkurranse vil finne sted på Løvenskiold utenfor Oslo. Det består av 15 stager og Chrono.

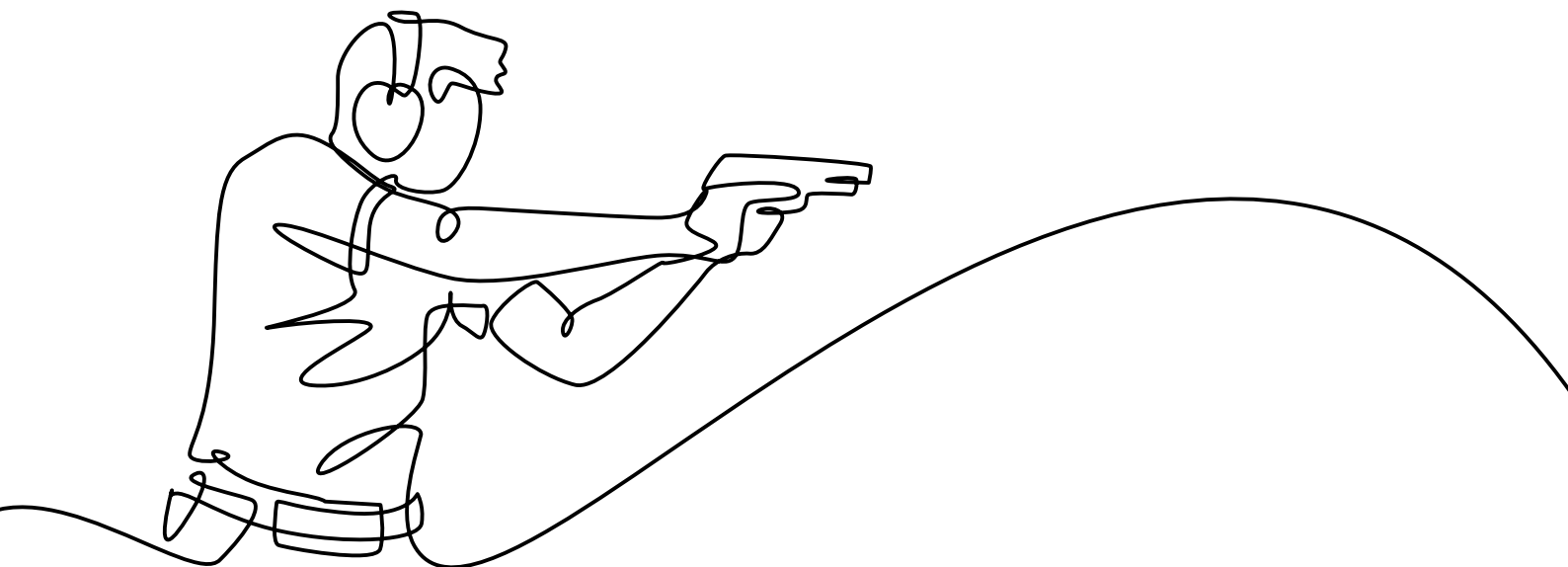
Vi ser frem til en helg fylt med presisjon, konkurranseånd og gode minner. Velkommen og lykke til i **SNO2026**

Welcome to SNO2026

SSL warmly welcomes all shooters to this spring's grand Level III match, the **SNO2026**. We're excited to see both new and familiar faces competing in one of the year's most thrilling events!

This year's competition will take place at Løvenskiold Shooting range outside Oslo. The match consists of 15 stages and Chrono.

We look forward to a weekend filled with precision, competitive spirit, and great memories. Welcome, and best of luck in the **SNO2026**



Match Sponsors

Pedersens Vaabenlager

Jaktia



Muspell Knives
Made to be used



Bertel  Steen

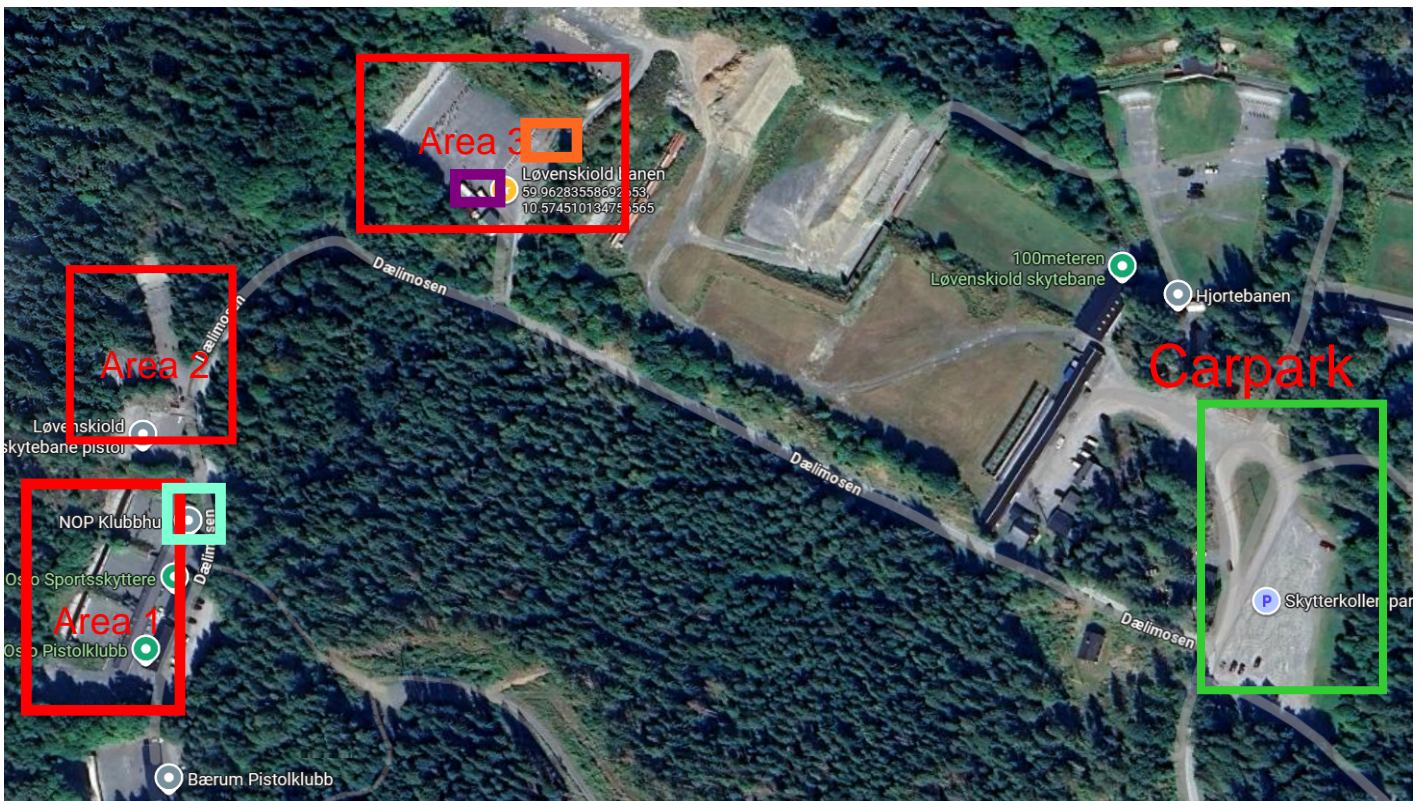
Defence & Security




Shooting Range

Løvenskiold

MAP: 59.96175832741685, 10.571954278611607



 Stats office and Cafeteria, WC

 Shooting area 1-3

 Carpark

 Wc

 Chrono

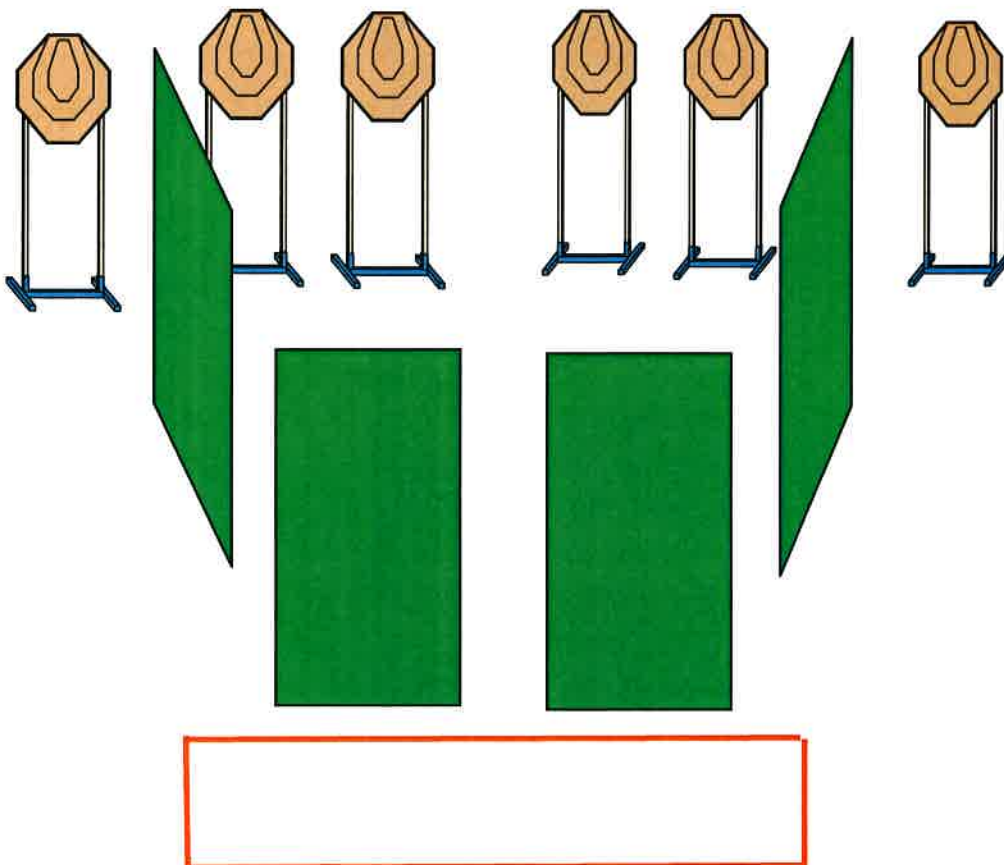
Parking:

Outside the shooting areas.

Some RO parking at ranges. Parking gaurd to enforce the parking

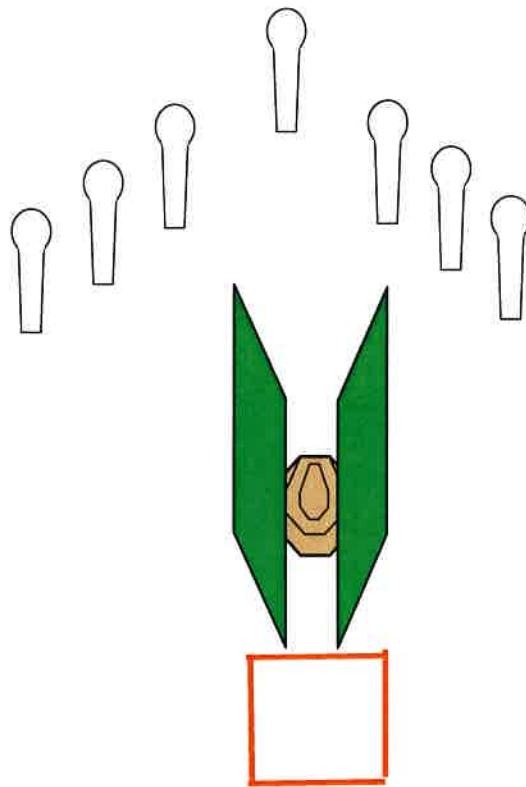
Stage nr 1

Course of fire: Short	Procedure: On signal engage all targets.
Targets: 6 IPSC paper targets	Start position: Anywhere inside demarcated area
Rounds to be scored: 12	Handgun ready condition:
Max points: 60	Safety angles: L/R, marked by red flag



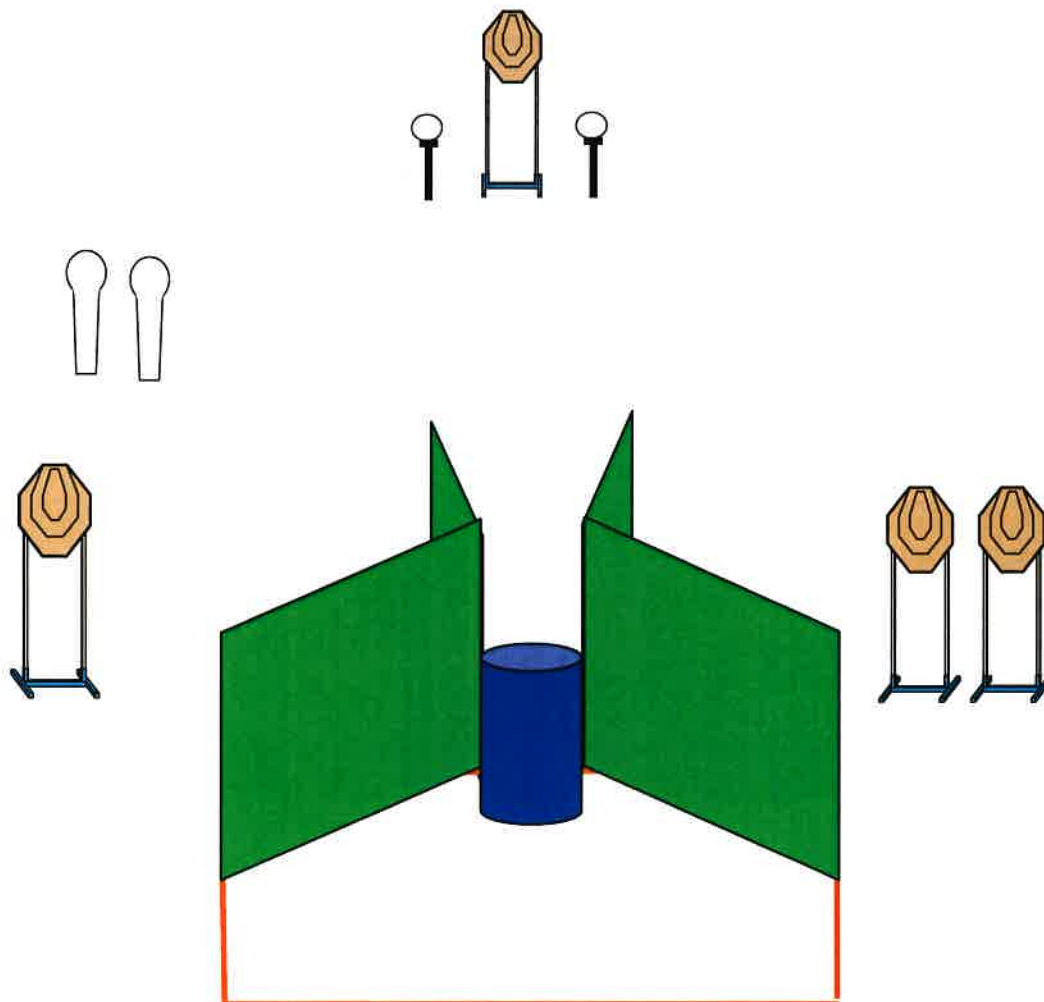
Stage nr 2

Course of fire: Short	Procedure: On signal engage all targets.
Targets: 1 IPSC paper target, 7 IPSC Poppers	Start position: Anywhere inside demarcated area
Rounds to be scored: 9	Handgun ready condition:
Max points: 45	Safety angles: L/R, marked by red flag



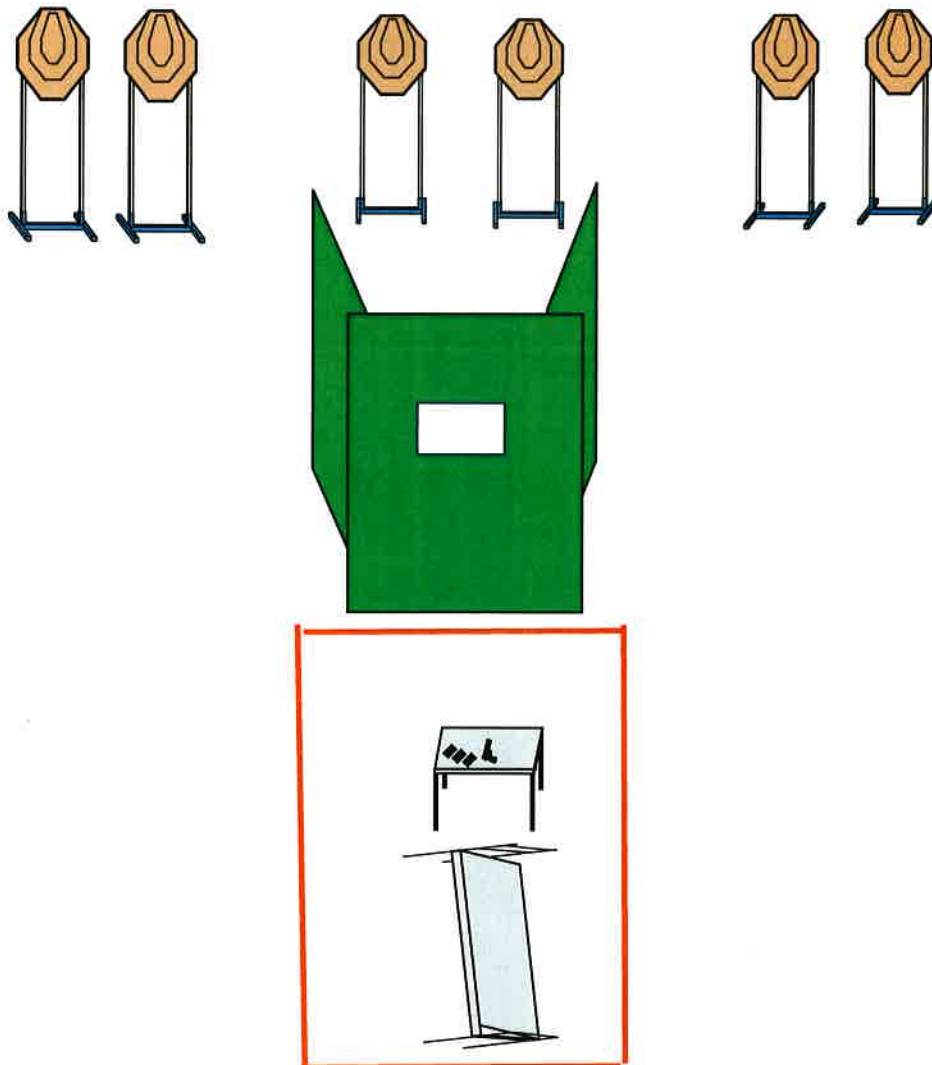
Stage nr 3

Course of fire: Short	Procedure: On signal engage all targets, WEEK HAND ONLY
Targets: 4 IPSC paper targets, 2 IPSC Poppers, IPSC Plates	Start position: Anywhere inside demarcated area
Rounds to be scored: 12	Handgun ready condition: Loaded lying flat on barrel
Max points: 60	Safety angles: L/R, marked by red flag




Stage nr 4

Course of fire: Short	Procedure: On signal engage all targets.
Targets: 6 IPSC paper targets	Start position: Lying relaxed, flat on bed, arms by your side, as demonstrated by RO
Rounds to be scored: 12	Handgun ready condition: Unloaded on table, all magazine to be used on table.
Max points: 60	Safety angles: L/R, marked by red flag



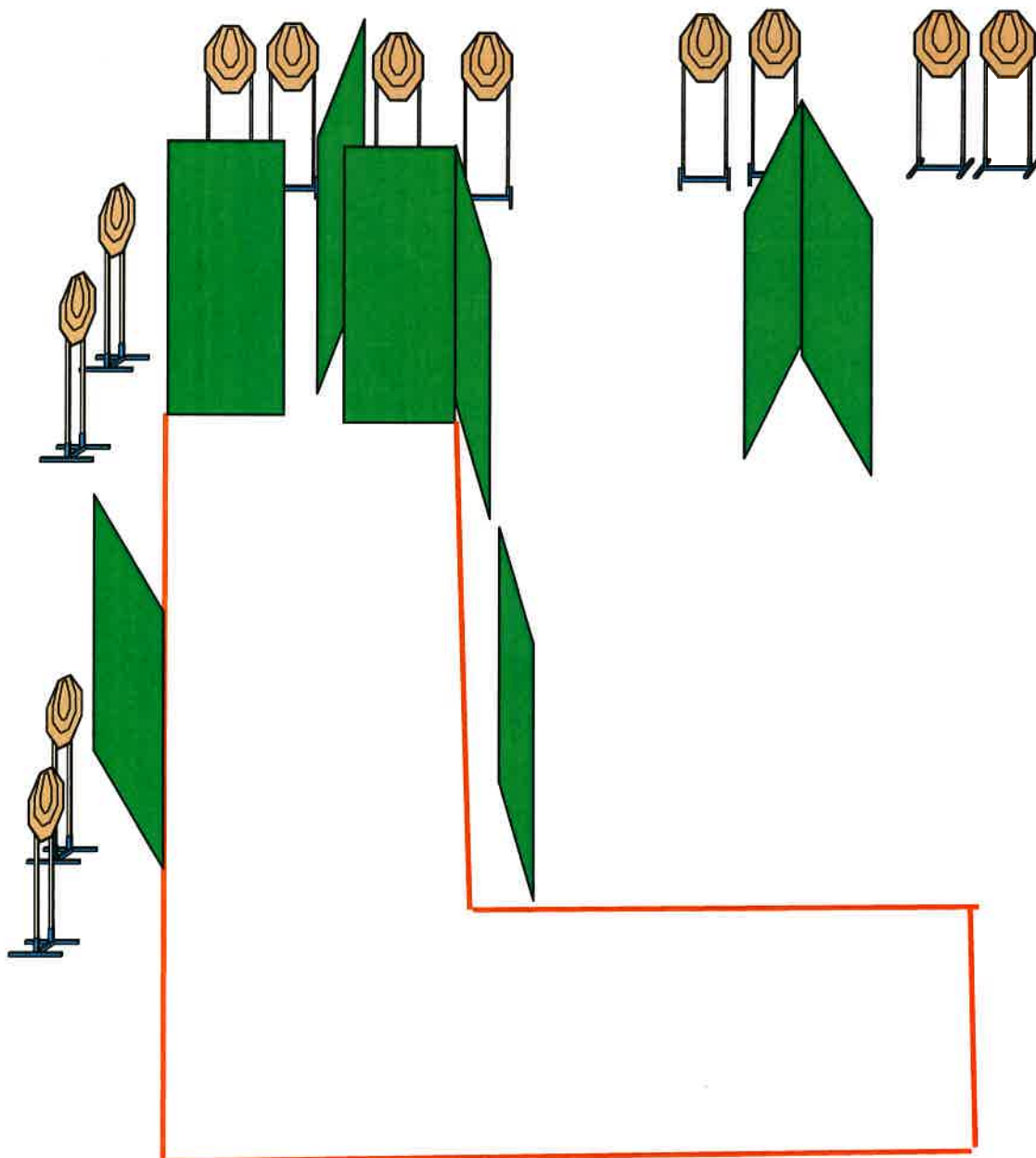
Stage nr 5

Course of fire: Medium	Procedure: On signal engage all targets.
Targets: 12 IPSC paper targets, No-shoot	Start position: Hands flat on marks as demonstrated by RO
Rounds to be scored: 24	Handgun ready condition:
Max points: 120	Safety angles: L/R, marked by red flag



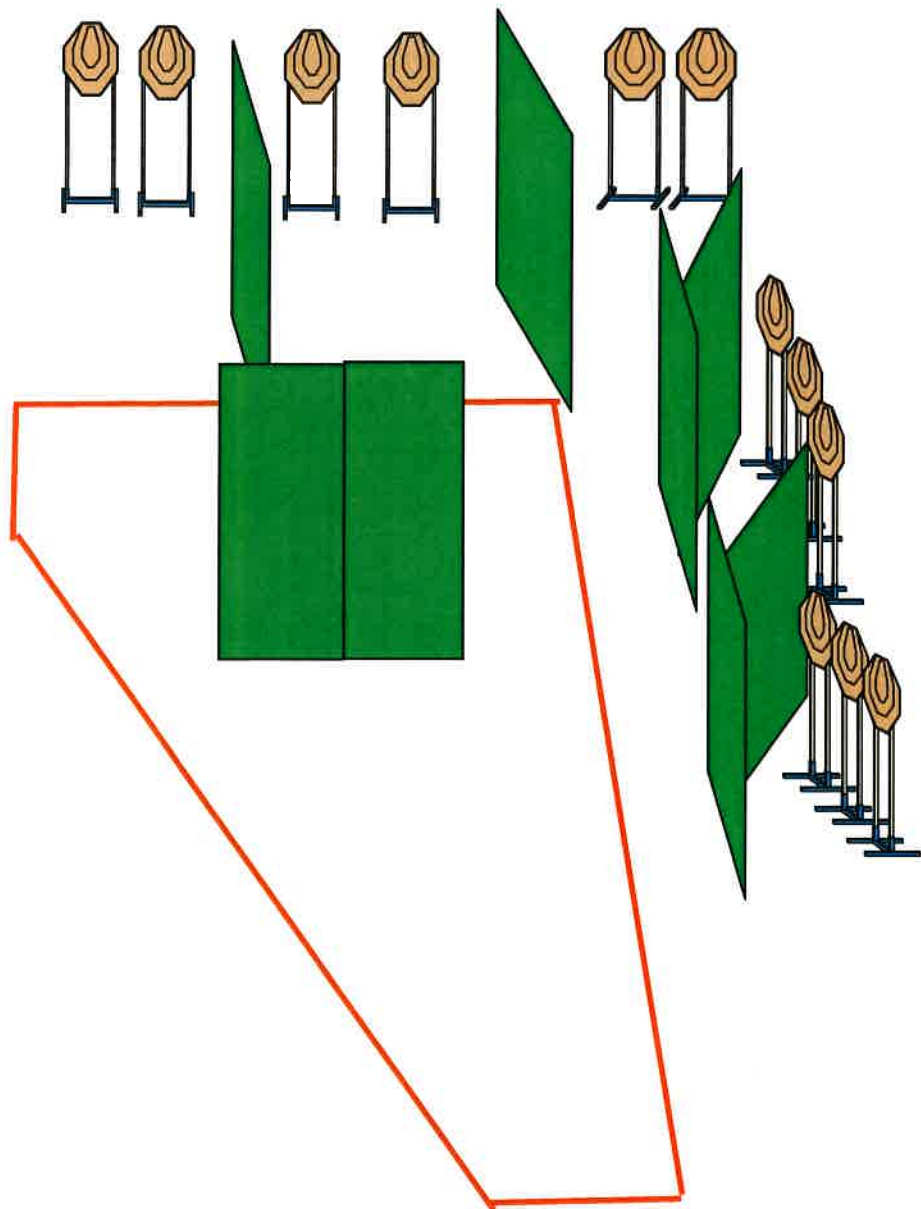
Stage nr 6

Course of fire: Medium	Procedure: On signal engage all targets.
Targets: 12 IPSC paper targets	Start position: Anywhere inside demarcated area
Rounds to be scored: 24	Handgun ready condition:
Max points: 120	Safety angles: L/R, marked by red flag




Stage nr 7

Course of fire: Medium	Procedure: On signal engage all targets.
Targets: 12 IPSC paper targets,	Start position: Anywhere inside demarcated area
Rounds to be scored: 24	Handgun ready condition:
Max points: 120	Safety angles: L/R, marked by red flag




Stage nr 8

Course of fire: Long	Procedure: On signal engage all targets.
Targets: 14 IPSC paper targets, 4 IPSC Poppers	Start position: Anywhere inside demarcated area
Rounds to be scored: 32	Handgun ready condition:
Max points: 160	Safety angles: L/R, marked by red flag




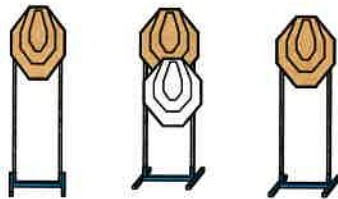
Stage nr 9

Course of fire: Medium	Procedure: On signal engage all targets.
Targets: 12 IPSC paper targets.	Start position: Anywhere inside demarcated area
Rounds to be scored: 24	Handgun ready condition:
Max points: 120	Safety angles: L/R, marked by red flag



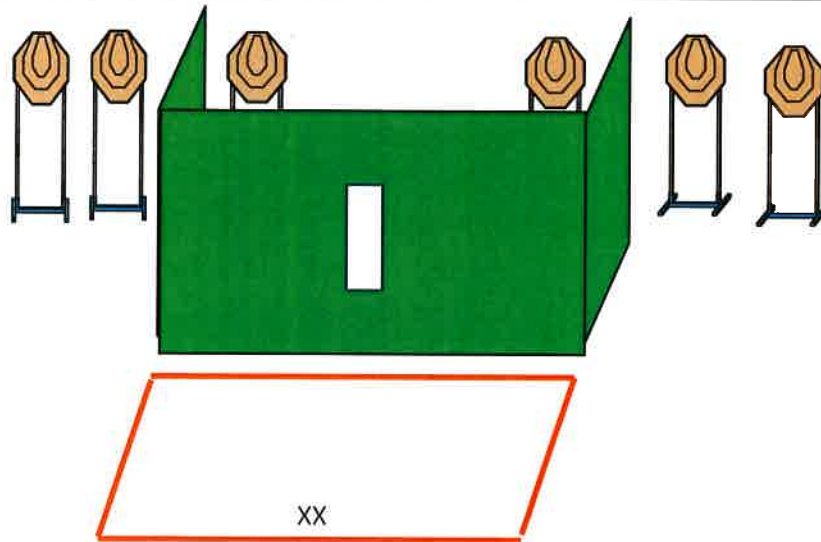
Stage nr 10

Course of fire: Short	Procedure: On signal engage all targets. Perform a mandatory reload between first and last target. Best 4 hits per target counts.
Targets: 3 IPSC paper targets, 1 No-shoot	Start position: Anywhere inside demarcated area
Rounds to be scored: 12	Handgun ready condition:
Max points: 60	Safety angles: L/R, marked by red flag



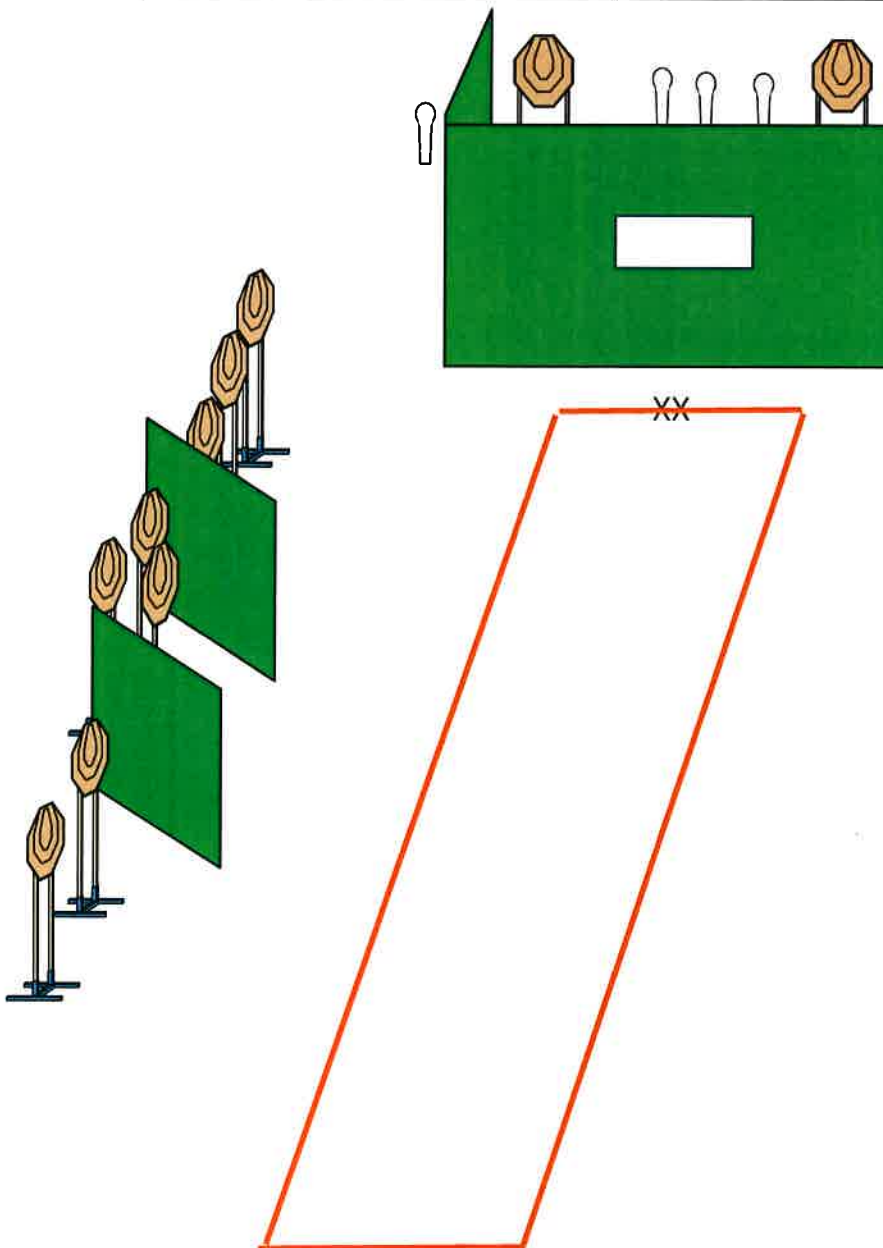
Stage nr 12

Course of fire: Short	Procedure: On signal engage all targets.
Targets: 6 IPSC paper targets.	Start position: Heels at marks as demonstrated by RO
Rounds to be scored: 12	Handgun ready condition:
Max points: 60	Safety angles: L/R, marked by red flag




Stage nr 13

Course of fire: Medium	Procedure: On signal engage all targets.
Targets: 10 IPSC paper targets, 4 IPSC Mini Poppers	Start position: Toes at marks as demonstrated by RO
Rounds to be scored: 24	Handgun ready condition:
Max points: 120	Safety angles: L/R, marked by red flag



Stage nr 14

Course of fire: Short	Procedure: On signal engage all targets, STRONG HAND ONLY. IP1 activates swinger 1 and IP2 activates swinger 2. Both swingers will be visible when at rest
Targets: 5 IPSC paper targets, 2 IPSC Poppers	Start position: Anywhere inside demarcated area.
Rounds to be scored: 12	Handgun ready condition:
Max points: 60	Safety angles: L/R, marked by red flag



Stage nr 15

Course of fire: Medium	Procedure: On signal engage all targets, STRONG HAND ONLY
Targets: 10 IPSC paper targets, 4 IPSC Plates	Start position: Heels at marks as demonstrated by RO
Rounds to be scored: 24	Handgun ready condition:
Max points: 120	Safety angles: L/R, marked by red flag

