

loaf



...BUT WILL IT FIT?

So, you've fallen in love with some super-squidgy bit of Loaf loveliness but have no idea whether our delivery chaps will be able to get it into your home or not. That's where our handy guide comes in.

Do remember that this is just a guide and that our sofas can vary by approximately 5cm. Any questions, give our Chatterboxes a call on 0203 141 8300

OK, let's do this...

1 MEASURING UP YOUR SOFA

First, scribble down the dimensions of your sofa in the boxes below (use FIG. 1 for help). You can find all sofa dimensions at loaf.com. You'll need to refer to these as you take various measurements around your home.

H: D: L:

Top tips:

- ✓ The legs come off most of our sofas lowering the height (H) by 3.5 - 12cms (or 21cm if opting for our tall sofa legs!)
- ✓ Our chaise and corner sofas come in two pieces. Call our Chatterboxes for advice on what dimensions to use for these sofas.

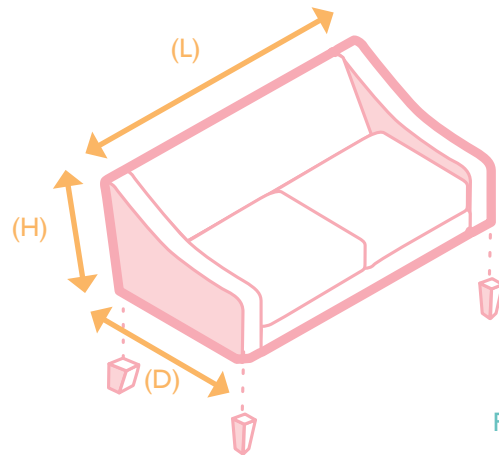


FIG. 1

2 TACKLING THAT FRONT DOOR

OPTION 1.

Open your door as wide as possible and measure from the outer edge of the door to the inner edge of the doorframe (A). Always measure from the narrowest point.

Record your measurements here:

A:

Is (A) greater than your sofa's height (H)? If yes, then you're good to go and you can move onto section 3 'HALLWAY AND INTERNAL DOOR'. If no, then go to OPTION 2 (on the next page).

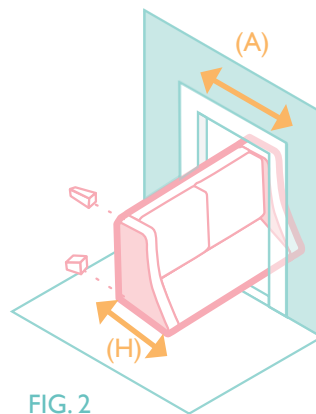


FIG. 2

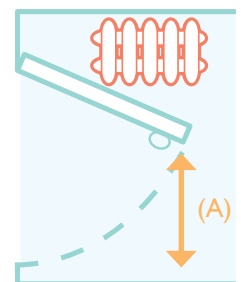


FIG. 3

OPTION 2.

If **OPTION 1** doesn't work then our delivery chaps will need to try carrying the sofa through upright. Record the height of your door frame (**B**) here:

B:

Is (**B**) higher than your sofa's length (**L**)? If yes, then it should fit provided that...

- ✓ You have enough room in your hallway to wiggle it into
- ✓ Your sofa has lower or curved arms (**FIG. 5**) that will allow it to arch round into the hallway

Top tip: if your sofa is too long or wide to fit or if it has high arms (**FIG. 6**), you could try removable arms (check loaf.com to find out which models have these). You can add this to your sofa order online when selecting your size. Call our Chatterboxes if you need any help.

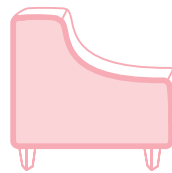
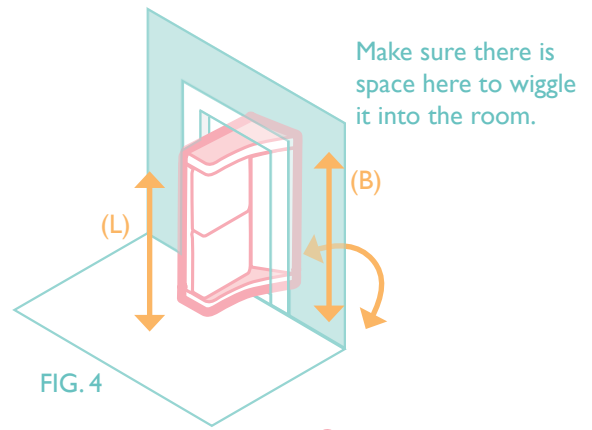


FIG. 5

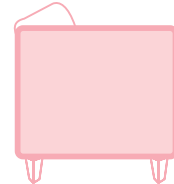
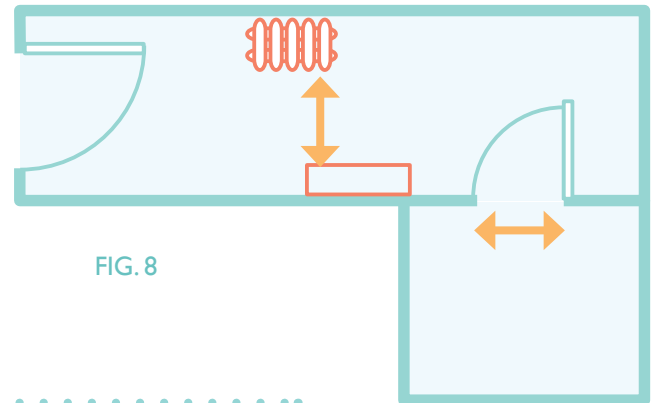


FIG. 6

3 HALLWAY AND INTERNAL DOORS

Measure the width of your hallway at its narrowest point and check if it's wider than the height of your sofa (**H**). Don't forget to consider light fixtures and handrails in your measurements.

For internal doors follow the same instructions in section 2 'TACKLING THAT FRONT DOOR' ensuring there is enough space inside and outside the room to manoeuvre.



4 GOING UPSTAIRS

Measure the width of your stairs (**C**) at their narrowest point and record it here (don't forget to account for handrails and light fixtures!):

C:

Is (**C**) wider than the height (**H**) of your sofa? If yes it should fit.

Is there a landing? If yes, then measure the width (**C**), depth (**E**) and height (**F**) of your landing (see **FIG. 9**). As long as these measurements are all larger than the depth (**D**), height (**H**) and length (**L**) of your sofa, you should be fine.

If you have a bannister and need to lift it over, check that the distance between the bannister and the ceiling is greater than the depth (**D**) of the sofa at the narrowest height.

That covers most of it! Remember, if you're unsure, our Chatterboxes are always there to help. Just call 0203 141 8300 and if all else fails remember that all our sofas come with free 14 day returns. Happy days!

