

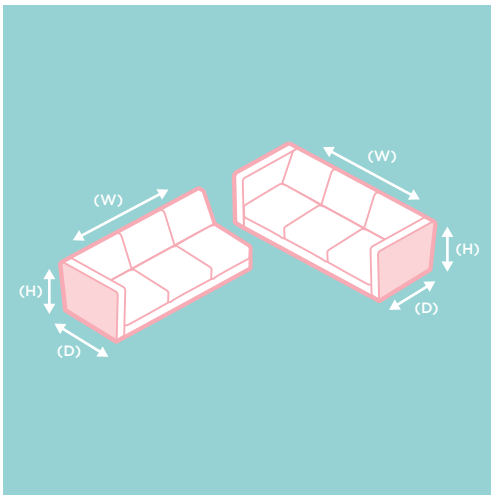
WILL IT FIT?

CORNER SOFA

We want you to loaf happily ever after. So we suggest you double-check the dimensions of your sofa before placing your order. That way you'll know that our chaps will be able to fit your squish machine through your front door and cope with any tight hallways, stairs or landings when your delivery day arrives.

Do remember that this is just a guide and that our sofas can vary by approximately 5cm. If you have any questions, don't hesitate to give our Chatterboxes a call on 0203 141 8300.

Tape measure at the ready now...

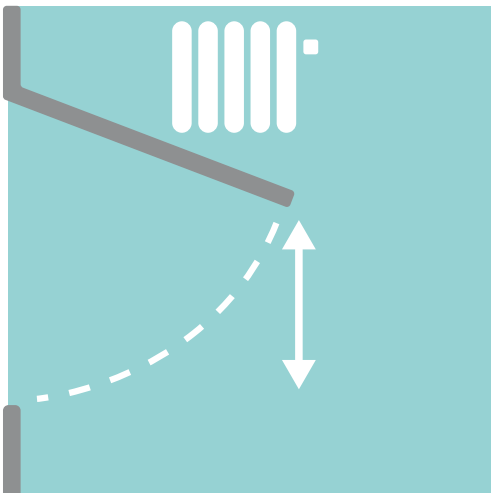


MEASURING UP YOUR SOFA

First, scribble down the dimensions of your sofa in the boxes below. Our corner sofas come in two pieces and you can find all sofa dimensions at loaf.com. You'll need to refer to these as you take the various measurements around your home.

Width	Depth	Height
<input type="text"/>	<input type="text"/>	<input type="text"/>
Width	Depth	Height
<input type="text"/>	<input type="text"/>	<input type="text"/>

Top Tips:
Most of our sofas come with removable legs lowering the height (H) by 3.5 - 12cms (or 21cm if opting for our tall sofa legs).

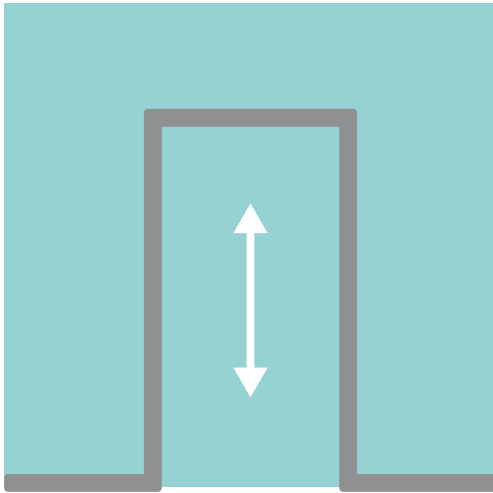


FRONT DOOR - option 1

Open your door as wide as possible and measure from the outer edge of the door to the inner edge of the doorframe. Always measure from the narrowest point. Record measurements here:

Width

Turn over for full dimensions & more info!

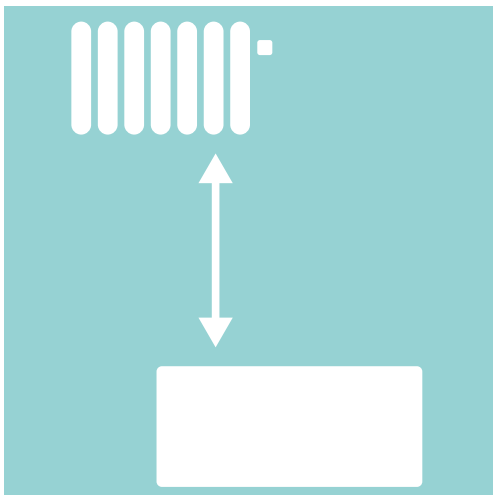


FRONT DOOR - option 2

If option 1 doesn't work then our delivery chaps will try to carry the sofa upright through the door. Record the height of your door frame here:

Height

Top tip: if your sofa is too big or too wide why not try removable arms (check loaf.com to find out which models have them). You can add this to your sofa order online when selecting your size. Call our Chatterboxes if you need any help.




HALLWAY AND INTERNAL DOORS

Width

Measure the width of your hallway at its narrowest point. Don't forget to consider light fixtures and handrails in your measurements.

For internal doors ensure there is enough space inside and outside the room to manoeuvre. Follow the same instructions as 'FRONT DOOR'.



LANDING

Width

Depth

Height

Measure the width of your stairs at their narrowest point (don't forget to account for handrails and light fixtures).

If there's a landing then measure the width, depth and height of your landing.

If you have a bannister and need to lift it over, check that the distance between the bannister and the ceiling is greater than the depth of the sofa at the narrowest height.