


Building Better Societies One Data Point at a Time

Pye Nyunt
@nyunt_pye
@ImperaAnalytics



By the end of this presentation every individual in this room

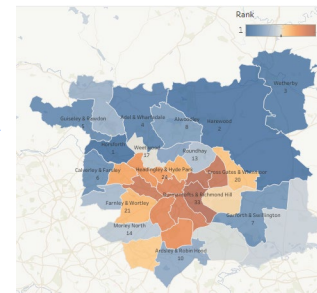
will know how to add **£43,813** of social value
back into your community...by just helping **5%** of vulnerable
people



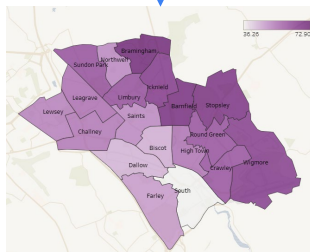
The World



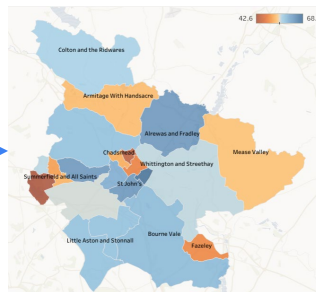
The UK



A City



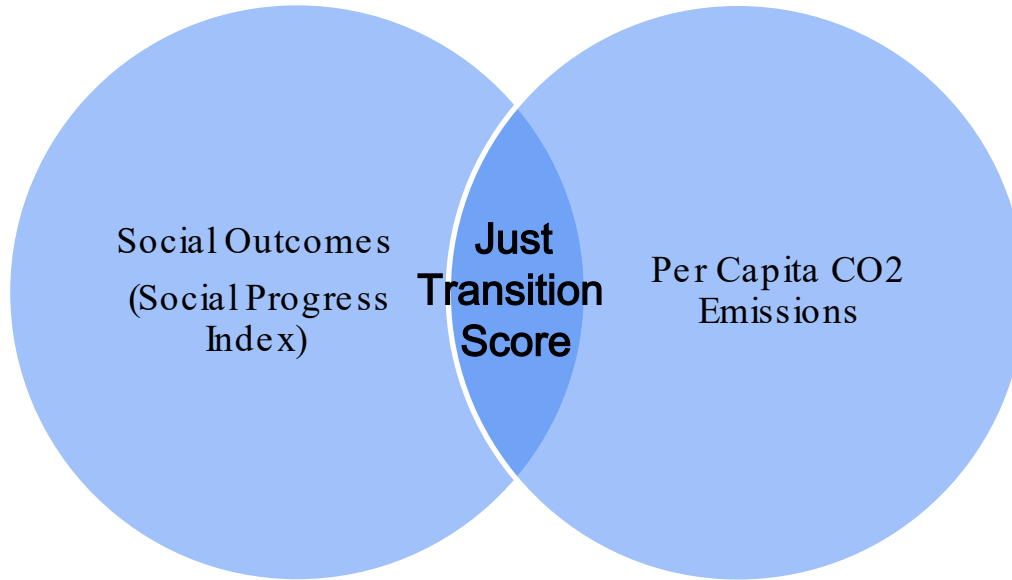
A Borough



A District






YOU

Sustainability– how do we **transition** to net zero whilst improving social outcomes? An international outlook...








Data over **158 Countries** and a **10 year** trend

Best performing countries

COUNTRY	SPI RANK	JUST TRANSITION SCORE	RANK	SCORE CHANGE (2011-2022)	EVOLUTION STATUS
 Costa Rica	37	89.98	1	3.25	Improver
 Uruguay	38	88.67	2	1.26	Improver
 Armenia	48	88.52	3	5.40	Significant improver
 Albania	53	87.89	4	3.53	Improver
 Portugal	24	87.87	5	4.38	Improver

Worst performing countries

COUNTRY	SPI RANK	JUST TRANSITION SCORE	RANK	SCORE CHANGE (2011-2022)	EVOLUTION STATUS
 Saudi Arabia	101	49.12	154	5.46	Significant improver
 Mongolia	84	45.59	155	-29.61	Decliner
 Central African Republic	168	45.55	156	5.88	Significant improver
 Luxembourg	14	44.42	157	27.88	Significant improver
 Qatar	90	36.56	158	6.10	Significant improver

What if we applied the same **social progress model** to the UK as a whole?



2022

Social Progress Rank **#19th**

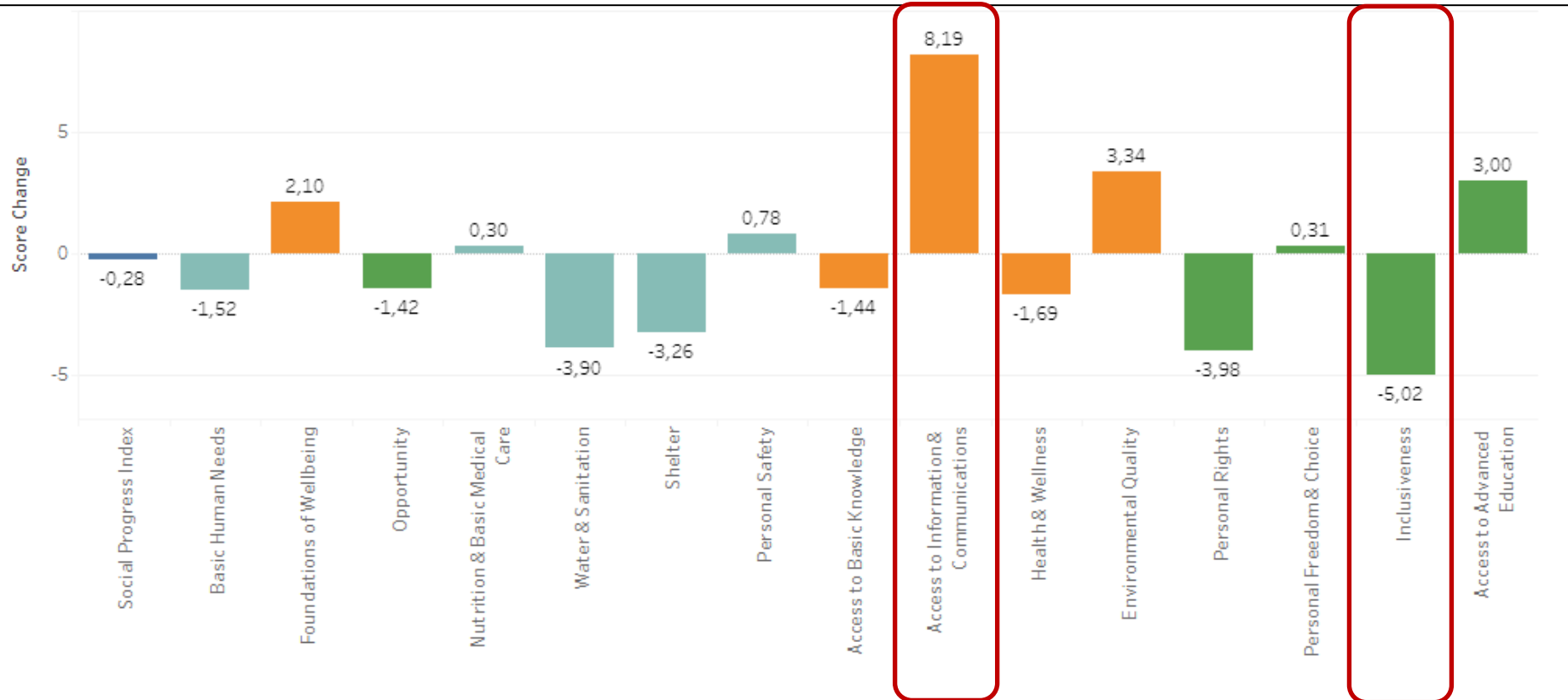
Just Transition Rank **#31st**

G7 ?












United Kingdom 2021



There has been a general social progress **recession** in the UK from 2011-2022, but *connectivity* has driven the most advancement in quality of life

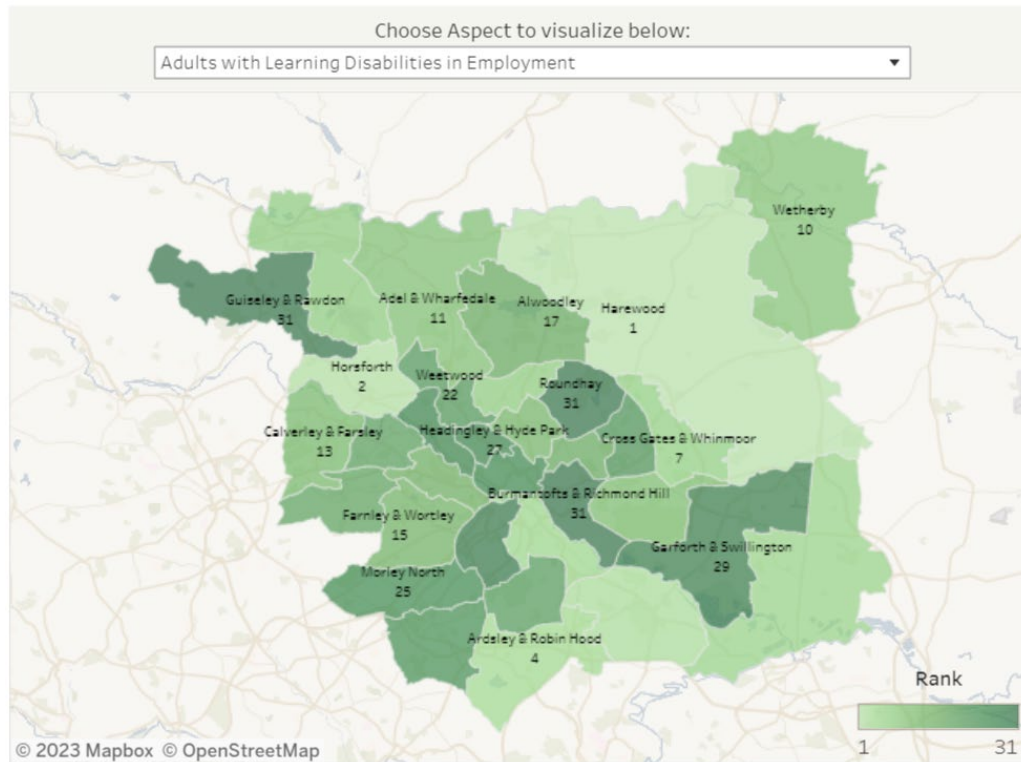


What has contributed to a decline in social progress?

	Score/100	Rank		Color codes
Inclusiveness	72.59	27		 Overperforming by ≥ 1 point
Equal protection index	0.81	39		 Overperforming by < 1 point
Equal access index	0.82	43		 Performing within expected range
Power distributed by sexual orientation	2.35	13		 Underperforming by < 1 point
Access to public services distributed by social group	2.79	55		 Underperforming by ≥ 1 point
Discrimination and violence against minorities	6.10	93		

Same Social Progress Framework, applied in aCity. Let's look at Leeds.

No. of Adults in Leeds who are disabled and unemployed	3,888
Proactively support 5%	194
£Social Value p.a	£3.28m



Social value of supporting one disabled person into full time employment is £16,605 per annum according to TOM guidance

Same Social Progress Framework, applied in a Borough (but can be extrapolated nationally) Learnings from Luton.

No. of additional 18-24 year olds seeking unemployment benefits in March-June 2022	276,000
Proactively support 5%	13,800
£Social Value p.a	£1.38m

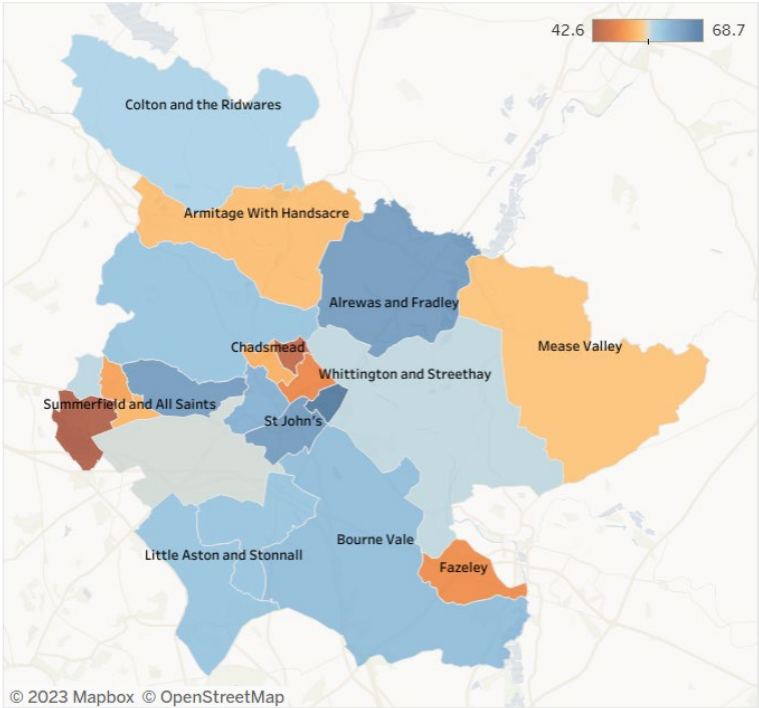


Unemployed youth in Luton – the number of unemployed youth has doubled to 276,000 in the last three months

Social value of supporting 1 hour careers support to a young person is £100.33 per annum according to TOM guidance

Same Social Progress Framework, applied in a District . Let's look at Lichfield.

No. of working age people who reported feeling anxious and or depressed (March 2022)	14,720
Proactively support 5%	736
£Social Value p.a	£206,919



Social value of employer based wellbeing programmes deployed is £140.57 per employee according to TOM guidance

Data on **Health & Wellness** in Curborough Ward (Lichfield District) supports the need for further investment, which is exactly what the council is doing..in the ward/area that needs it the most

Social Progress Index	Curborough	44.2	<div></div>	21 / 22
Health & Wellness		30.5	19	<div></div>
Cancer mortality rate		117.4	22	<div></div>
Coronary heart disease mortality rate		128.5	19	<div></div>
Female life expectancy		83.0	13	<div></div>
Male life expectancy		78.2	19	<div></div>
Obesity among children in Year 6 (%)		20.7	13	<div></div>

New £10m leisure centre in Lichfield given go ahead

By [Peter Madeley](#) | [Lichfield](#) | [Health](#) | Published: Mar 1, 2023

A new £10million leisure centre in Lichfield has been given the go ahead as part of a major investment in health and fitness across the district.

Social Group	No. of people	£ Social Value
5% of Disabled and unemployed adults in Leeds	3,888	£3.28m
Supporting 5% of 1624 unemployed young people with job seeking skills	13,800	£1.38m
5% of employees feeling anxious or depressed in Lichfield	736	£206,919
TOTALS	14,730	£4.81m

20%





If there are **110** people in this room, we each need to support **2-3 people a week** in these vulnerable groups.

By doing so you will add **£43,813** of social value back into these communities

What can we learn from this analysis?

1. Advancing social progress and achieving net zero go hand in hand
2. Money isn't the only deciding factor when transitioning to a more sustainable future
3. Connectivity has driven the most social advancement in the UK in the past 10 years but we still have more to do improve access to public services
4. Using data to focus on supporting the social groups that need it the most will accelerate the country back into the premier league for social progress

Building Better Societies One Data Point at a Time

Pye Nyunt
@nyunt_pye
@ImperaAnalytics