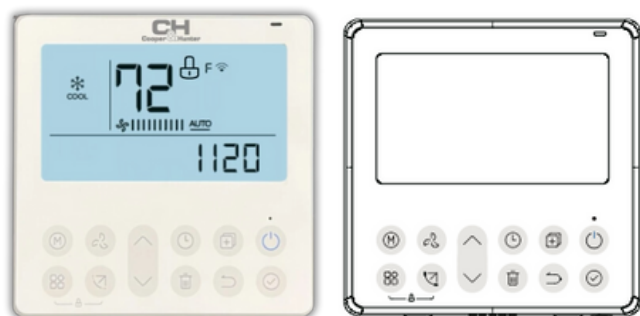


Job Name: _____
 Location: _____
 Engineer: _____
 Submitted to: _____
 Submitted by: _____
 Reference: _____

Date: _____
 Approval: _____
 Construction: _____
 Unit #: _____
 Drawing #: _____



Model name		120N
Power supply	V, Ph, Hz	Powered from indoor unit
Temperature setting range	°F	62-86 °F
Dimensions (H x W x D)	in	4-23/32 x 4-23/32

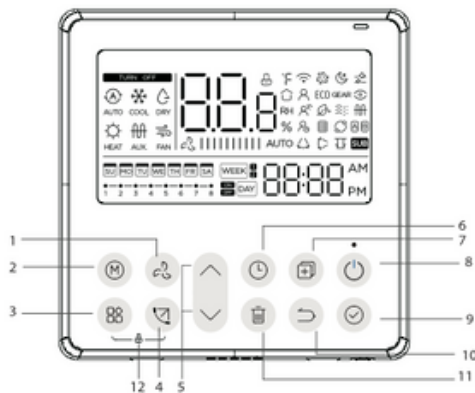
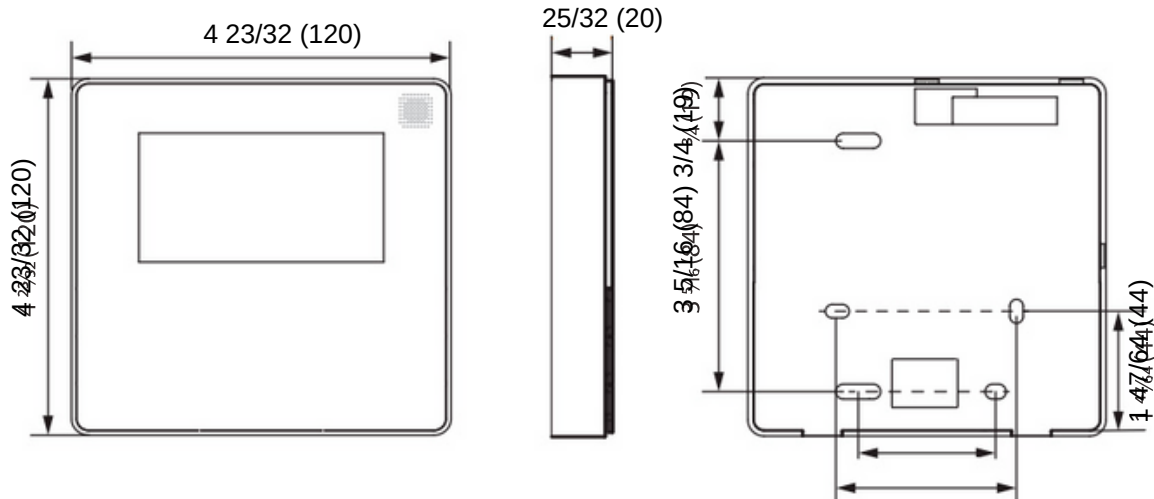
FEATURES:

- ◆ LCD display
- ◆ Malfunction code display: it can display the error code, helpful for service
- ◆ Room temperature display
- ◆ 4-way wire layout design, no raised part at backside, more convenient to place the wires and install device
- ◆ Weekly Timer

FUNCTION:

- ◆ Mode: Choose Auto-Cool-Dry- Heat -Fan
- ◆ Fan speed: Auto/Low/Med/High speed
- ◆ Swing(on some models)
- ◆ Timer ON/OFF
- ◆ Temp setting
- ◆ Weekly timer
- ◆ Follow me
- ◆ Turbo
- ◆ 24-hour System
- ◆ 12-hour System
- ◆ Auto-restart
- ◆ Individual louver control (on some models)
- ◆ Automatic airflow test
- ◆ Rotation&Back-up
- ◆ Dual Control
- ◆ Group Control
- ◆ Child Lock
- ◆ LCD display
- ◆ Clock

Unit: inch (mm)



- | | |
|---------------------|--------------------------|
| 1. FAN SPEED button | 7. COPY button |
| 2. MODE button | 8. POWER button |
| 3. FUNC. button | 9. CONFIRM button |
| 4. SWING button | 10. BACK button |
| 5. ADJUST button | 11. DAY OFF/DELAY button |
| 6. TIMER button | 12. CHILD LOCK button |

