

July 2025 Required Gaits per class

ALL VIDEOS MUST BE TIME STAMPED WITH DATE OR VERBALLY ANNOUNCED OR THEY WILL BE DQ

Class # 1.1, 1.3, Ranch w/j/l

- Requires a Minimum of the following gaits to be demonstrated in this order. Each gait should be demonstrated for a minimum of 15 seconds or half lap of your arena (round pens would be full lap)
 - Walk, Jog, extended jog, lope, extended lope, return to jog then to walk. Change Directions on the rail the repeat all gaits in the same order. As well as a Back either on the Rail or in center of arena.

Class # 1. 4, 1.2, 6.4, 8.3, Ranch w/j

- Requires a Minimum of the following gaits to be demonstrated in this order. Each gait should be demonstrated for a minimum of 15 seconds or half lap of your arena (round pens would be full lap)
 - .Walk, Jog, extended jog,return to jog then to walk. Change Directions on the rail then repeat all gaits in the same order. As well as a Back either on the Rail or in the center of the arena.

Class # 2.1, 2.3, 8.2,10.1, 10.3 Western w/j/l

- Requires a Minimum of the following gaits to be demonstrated in this order. Each gait should be demonstrated for a minimum of 15 seconds or half lap of your arena (round pens would be full lap)
 - .Walk, Jog, lope, ,return to jog then to walk. Change Directions on the rail the repeat all gaits in the same order. (Gaited horse perform your respective Breed Specific gait in place of the jog and lope)As well as a Back either on the Rail or in the center of the arena.

Class # 2.2, 2.4, 6.2, 10.2 , 10.4 Western w/j

- Requires a Minimum of the following gaits to be demonstrated in this order. Each gait should be demonstrated for a minimum of 15 seconds or half lap of your arena (round pens would be full lap)
 - Walk, Jog, return to the walk. Change Directions on the rail the repeat all gaits in the same order. (Gaited horse perform your respective Breed Specific gait in place of the jog) As well as a Back either on the Rail or in center of arena.

Class #4.1, 4.3, 11.1, 11.4 English w/t/c

- Requires a Minimum of the following gaits to be demonstrated in this order. Each gait should be demonstrated for a minimum of 15 seconds or half lap of your arena (round pens would be full lap)
 - Walk, trot, canter ,return to trot then to walk. Change Directions on the rail then repeat all gaits in the same order. (Gaited horses perform their respective Breed Specific gait in place of the trot and canter) As well as a Back either on the Rail or in the center of the arena.

Class # 6.8, 4.2,4.4, 8.1, 11.2,11.5 English w/t

- Requires a Minimum of the following gaits to be demonstrated in this order. Each gait should be demonstrated for a minimum of 15 seconds or half lap of your arena (round pens would be full lap)
 - Walk, trot, ,return to walk then Change Directions on the rail then repeat all gaits in the same order. (Gaited horses perform their respective Breed Specific gait in place of the trot) As well as a Back either on the Rail or in the center of the arena.

Class # 6.1, 6.5, 6.7, 7.1, 7.5, 7.6, 7.7, 7.8 Walk only (can be ridden English or Western unless specifically stated in class name)

- Requires a Minimum of the following gaits to be demonstrated in this order. Each gait should be demonstrated for a minimum of 15 seconds or half lap of your arena (round pens would be full lap) As well as a Back either on the Rail or in center of arena.
 - Walk, Extended Walk, Halt and reverse on the rail then repeat gaits in the same order.

July 2025 Required Gaits per class

ALL VIDEOS MUST BE TIME STAMPED WITH DATE OR VERBALLY ANNOUNCED OR THEY WILL BE DQ

Class # 1.8, 2.7, 4.9, 5.5, 6.10, 8.6, 10.6, 11.6, Go As You Please (English and western)

- Requires a Minimum of the following to be demonstrated in this order. Each gait should be demonstrated for a minimum of 15 seconds or half lap of your arena (round pens would be full lap) As well as a Back either on the Rail or in center of arena.
 - Walk, gait of your choosing in both directions.

Class # 3.8 Dressage Suitability Rail

- Requires a Minimum of the following gaits to be demonstrated: Walk, Jog/ Trot, extended jog/trot in both directions As well as a Back either on the Rail or in center of arena.

Class #5.1,5.2 Gaited Equitation Rail 3 Gait

- Requires a Minimum of the following gaits to be demonstrated Walk, Pleasure Gait and Canter/Lope in both directions As well as a Back either on the Rail or in center of arena.

Class # 5.3, 5.4 Gaited Equitation Rail 2 Gait

- Requires a Minimum of the following gaits to be demonstrated Walk and Pleasure Gait in both directions As well as a Back either on the Rail or in center of arena.

Class #9.10 Lounge Line

- 1st complete a confirmation inspection by walking in a straight line to camera, pause for an inspection, showing both sides of the horse, front view and hind view then trot straight off and around a cone. Longeing Demonstration begins-Exhibitor has 90 seconds TOTAL to show the horse on lunging at the walk, trot/jog, canter/lope BOTH directions. Must be a continuous video of the conformation portion and loungeing portion.

Jackpot Pair Class # 1 & 2, Pairs

- Requires a Minimum of the following gaits to be demonstrated in this order. Each gait should be demonstrated for a minimum of 15 seconds or half lap of your arena (round pens would be full lap)
 - Walk, Jog (trot), lope (Canter), return to jog then to walk. Change Directions on the rail the repeat all gaits in the same order. As well as a Back either on the Rail or in center of arena.

Photo Op division Requirements

(absolutely no photoshop, AI or copyright photos can be used!)

Class # 12.1-12.4 Halter(in hand)

- Requires a Minimum of the following:
 - Photo of all 4 side of the horse, front, back and both sides.
 - No edits are to be done and no filters applied to photograph

**ALL VIDEOS MUST BE TIME STAMPED WITH DATE OR VERBALLY ANNOUNCED OR
THEY WILL BE DQ**

Class 4.8 & 11.3



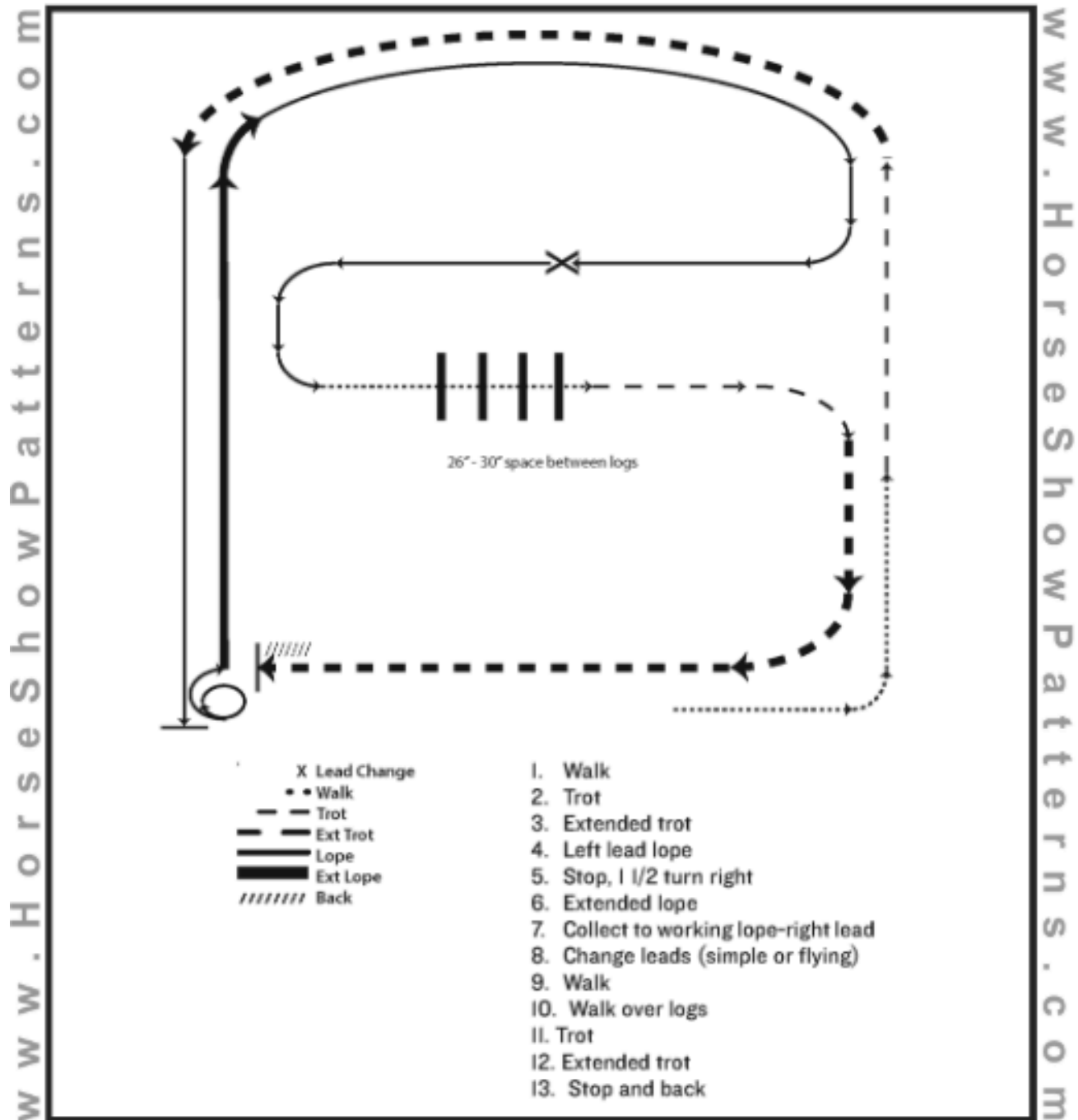
July 2025 Required Gaits per class

**ALL VIDEOS MUST BE TIME STAMPED WITH DATE OR VERBALLY ANNOUNCED OR
THEY WILL BE DQ**

FNT Farm & Ranch LLC Open Show

Ranch Riding

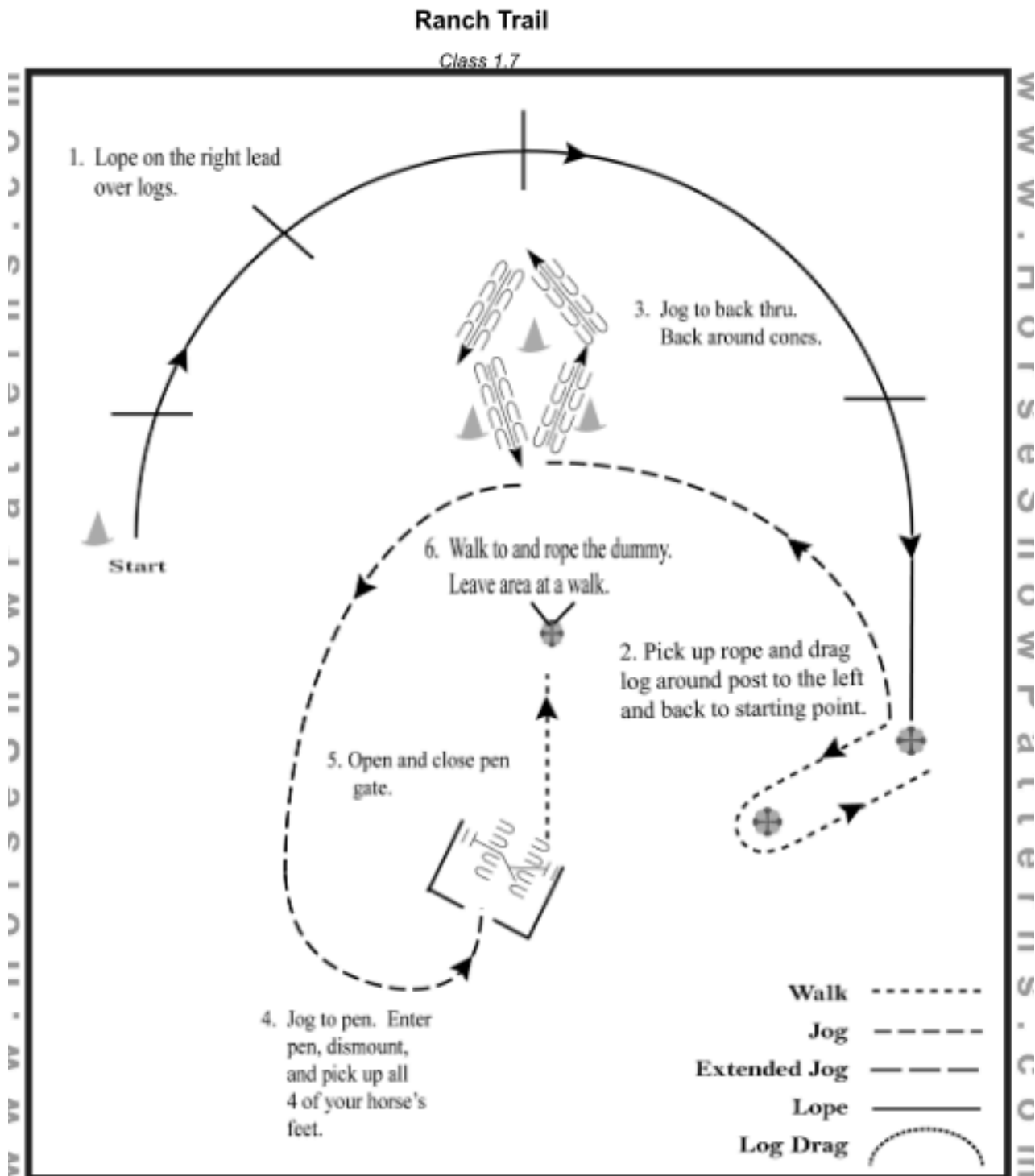
Class 1.5



July 2025 Required Gaits per class

**ALL VIDEOS MUST BE TIME STAMPED WITH DATE OR VERBALLY ANNOUNCED OR
THEY WILL BE DQ**

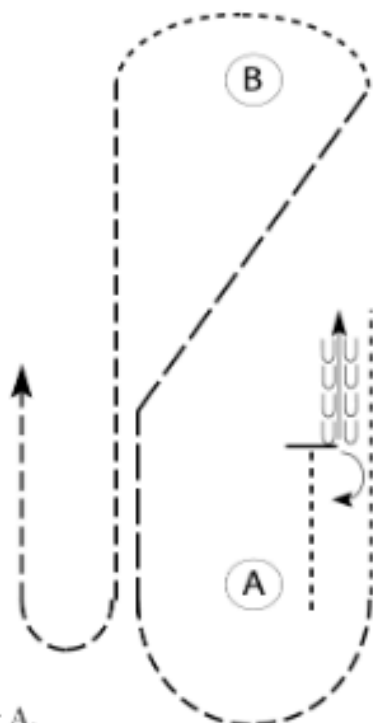
FNT Farm & Ranch LLC Open Show






**ALL VIDEOS MUST BE TIME STAMPED WITH DATE OR VERBALLY ANNOUNCED OR
THEY WILL BE DQ**

Horsemanship W/J- W/J Ranch Riding

www.HorseShowPatterns.com



1. Walk approximately 2 horse lengths from A. Stop and perform a 1/2 turn right.
2. Back approximately one horse length then walk to A.
3. Jog around A then extend the jog in a straight line then diagonal line to B.
4. Break to the walk and walk around B.
5. Jog to A.
6. Continue to jog around to exit.

Walk
Jog	-----
Extended Jog	-----
Lope	—————
Lead Change	
Back	
Marker	

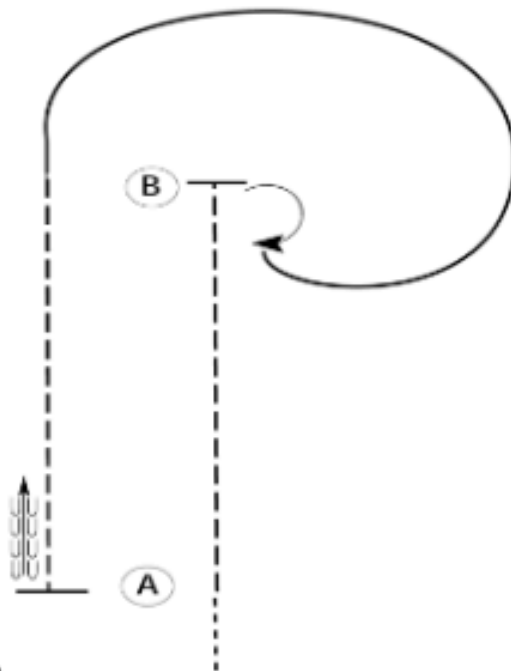
July 2025 Required Gaits per class

**ALL VIDEOS MUST BE TIME STAMPED WITH DATE OR VERBALLY ANNOUNCED OR
THEY WILL BE DQ**

FNT Farm & Ranch LLC Open Show

Horsemanship

Class 2.5



Be ready before A.

1. Walk to A.
2. Jog to B.
3. Turn 180 degrees to the right.
4. Lope on the left lead back around to B.
5. Jog from B to A.
6. Stop at A and back approximately one horse length.

Follow the instructions of your ring steward.

Walk	-----
Jog	-----
Extended Jog	-----
Lope	-----
Leg Yield	
Lead Change	↗↘
Back	←←←←
Marker	ⓑ
Sidepass	↔↔

July 2025 Required Gaits per class

**ALL VIDEOS MUST BE TIME STAMPED WITH DATE OR VERBALLY ANNOUNCED OR
THEY WILL BE DQ**

FNT Farm & Ranch LLC Open Show

Walk and In Hand Dressage

Class # 3.10, 3.11, 7.4, 9.11

FNT Farm Open Horse Show walk only test									
Test developed for use By FNT Farm and Ranch LLC only. Not licensed for any other use.									
PURPOSE		NEW REQUIREMENTS				Video Link:			
Tests provide an introduction to the discipline of Dressage; the horse performs only at the walk. The rider should demonstrate correct basic position, use of basic aids, and understanding of the figures. The horse should show relaxation; harmony between horse and rider is important. The horse accepts the aids and influence of the rider.									
ENTRY NO:									
ARENA SIZE: Small (40m x 20m) or Large (60m x 20m) AVERAGE RIDE TIME: 4:00 (Small) or 5:00 (Large)									
Maximum PTS:									
						100			
-comment									
	Test	Directives	Points	*	Total	Remarks			
1 A X	Enter medium walk, proceed down center line. Halt at X. Proceed medium walk	Straightness; regularity and quality of the walk; halt should be square and balanced.							
2 C	Track left	balance and bend in the turn.							
3 Between H & X	Develop free walk	Willing, smooth transition; balance and bend in the corners; regularity and quality of the walk.							
4 X-F A	free walk Medium walk	Horse willing to freely stretch the neck forward and down; relaxation; swing through the back; ground cover; straightness; willing, smooth transition; regularity and quality of the walks							
5 K	Halt 4 seconds Proceed medium walk	Balance in transition to square, straight halt; immobility; willing, smooth transitions; regularity and quality of the walk; balance and bend in the corner							
6 Between K & M	Develop extended walk	Willing, smooth transition; straightness; regularity and quality of the walk .							
7 C C-H	circle right 20 meters, medium walk Proceed straight ahead, medium walk	Balance and inside bend on the circle; straightness; regularity and quality of the walk.							
8 H-E-K	Free walk	Willing, smooth transition; regularity and quality of the walk.							
9 K - A A	Develop medium walk Track left medium walk	Horse willing to freely stretch the neck forward and down; relaxation; swing through the back; ground cover; straightness; willing, smooth transition; regularity and quality of the walks.							
10 X	Halt 4; salute	Balance in transition to square, straight halt; immobility							
Leave arena at A in a walk with looped or long reins									

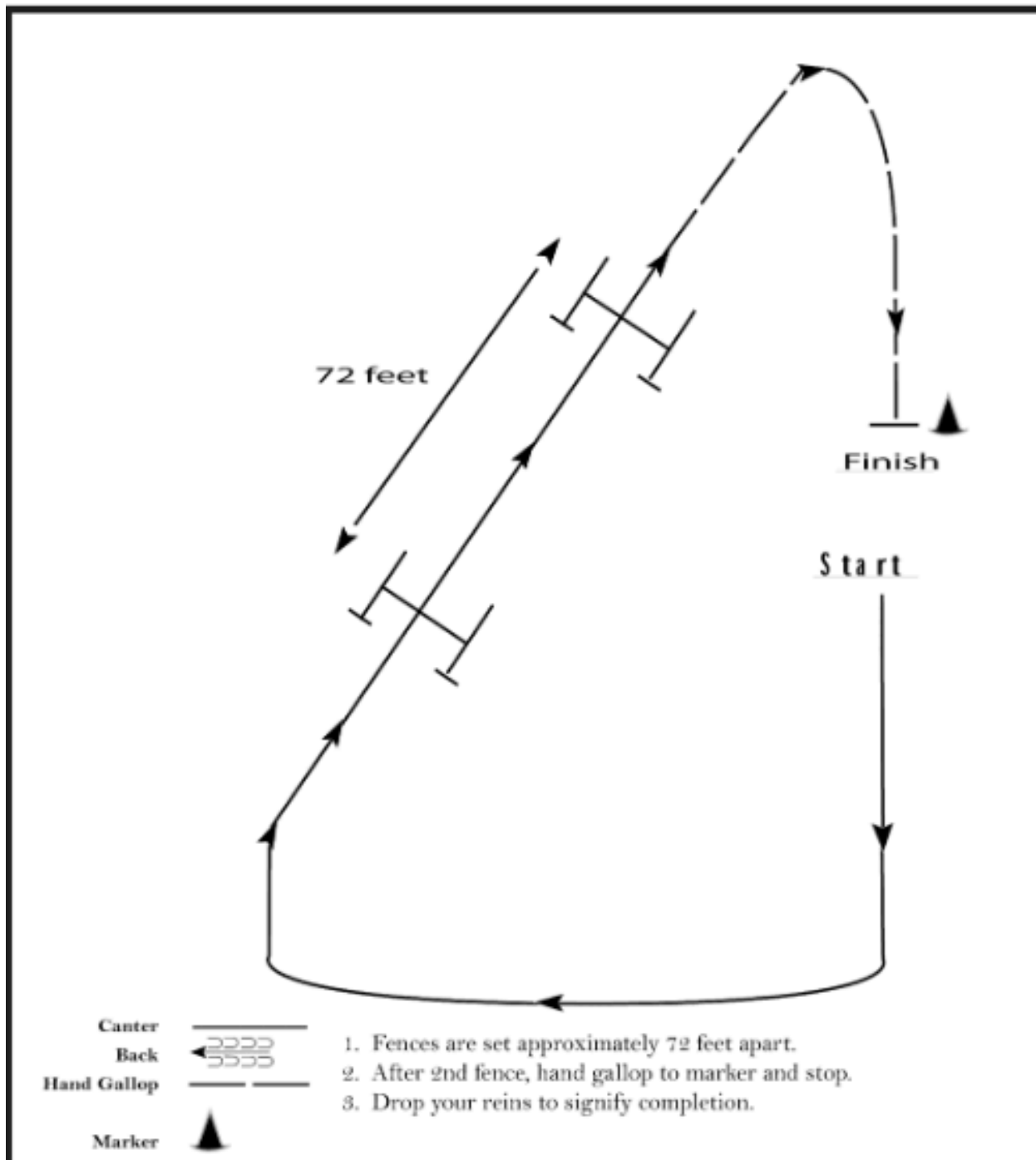
July 2025 Required Gaits per class

**ALL VIDEOS MUST BE TIME STAMPED WITH DATE OR VERBALLY ANNOUNCED OR
THEY WILL BE DQ**

FNT Farm & Ranch LLC Open Show

Hunter Hack

Class # 4.5, 4.6(sub Hand Gallop for Extended trot)



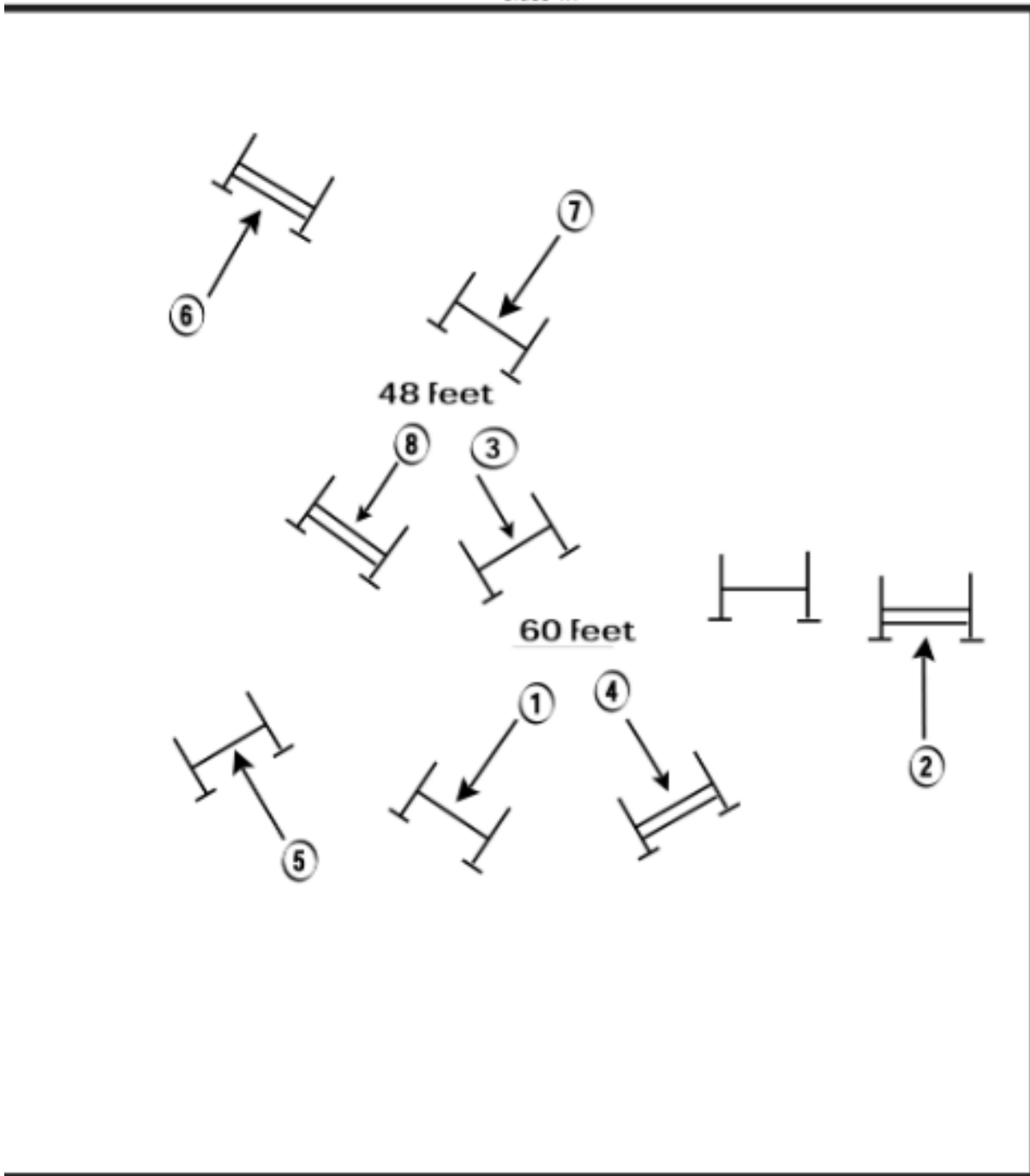
July 2025 Required Gaits per class

**ALL VIDEOS MUST BE TIME STAMPED WITH DATE OR VERBALLY ANNOUNCED OR
THEY WILL BE DQ**

FNT Farm & Ranch LLC Open Show

EQ over fences

Class 4.7



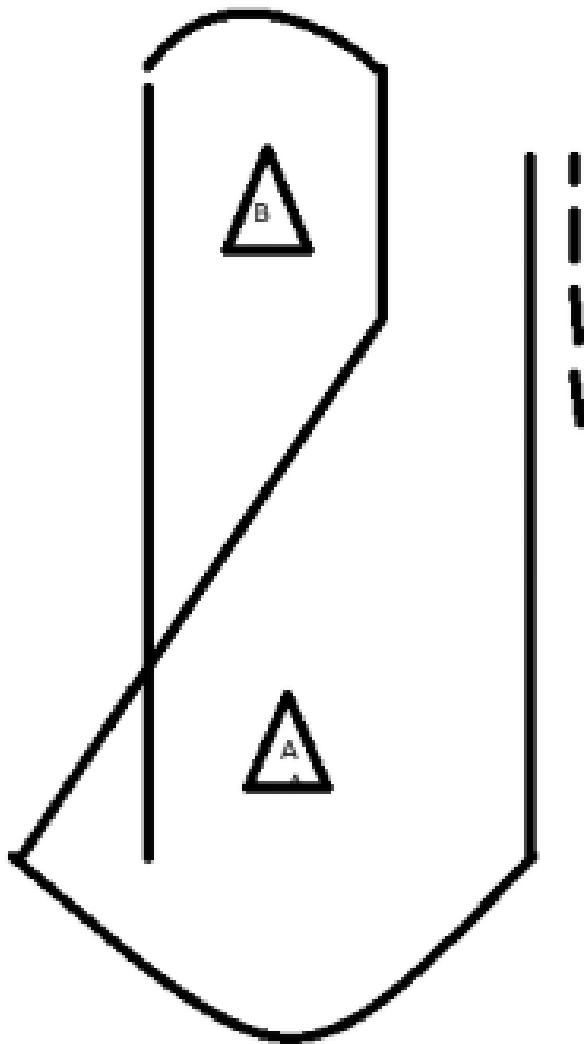
July 2025 Required Gaits per class

**ALL VIDEOS MUST BE TIME STAMPED WITH DATE OR VERBALLY ANNOUNCED OR
THEY WILL BE DQ**

FNT Farm & Ranch LLC Open Show

Walk Pattern

Class # 6.3, 6.9, 7.2, 8.4



1. Start at A Walk to B
2. At B turn right around cone
3. Cross between A&B
4. Turn around A
5. Stop at B and back 4 steps

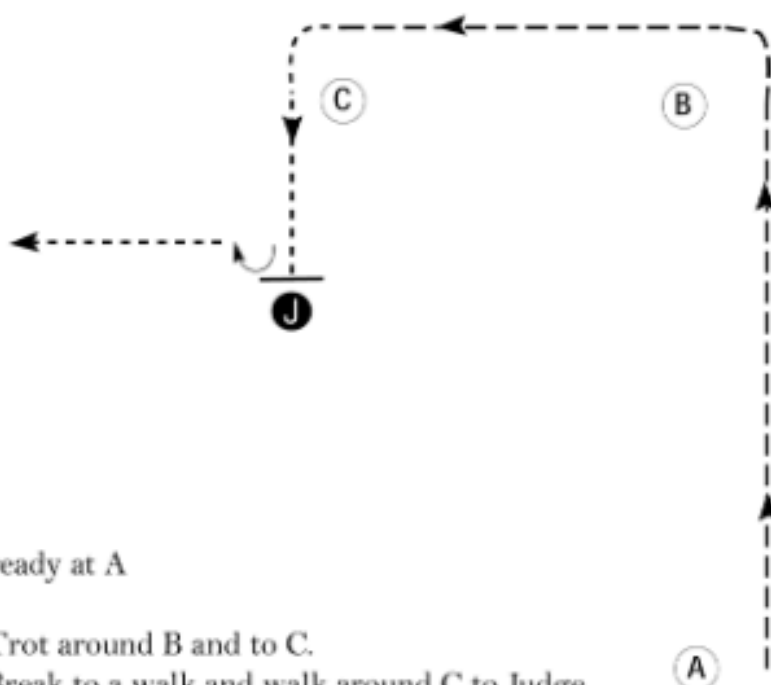
July 2025 Required Gaits per class

**ALL VIDEOS MUST BE TIME STAMPED WITH DATE OR VERBALLY ANNOUNCED OR
THEY WILL BE DQ**

FNT Farm & Ranch LLC Open Show

Showmanship

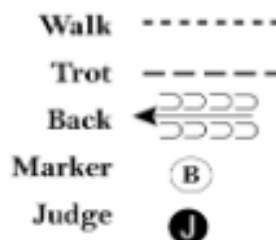
Class 9.7 (9.8 Sub trot for extended walk)



Be ready at A

1. Trot around B and to C.
2. Break to a walk and walk around C to Judge.
3. Stop and set up for inspection.
4. When dismissed, turn 90 degrees and trot away from judge.

Follow the instructions of your ring steward.



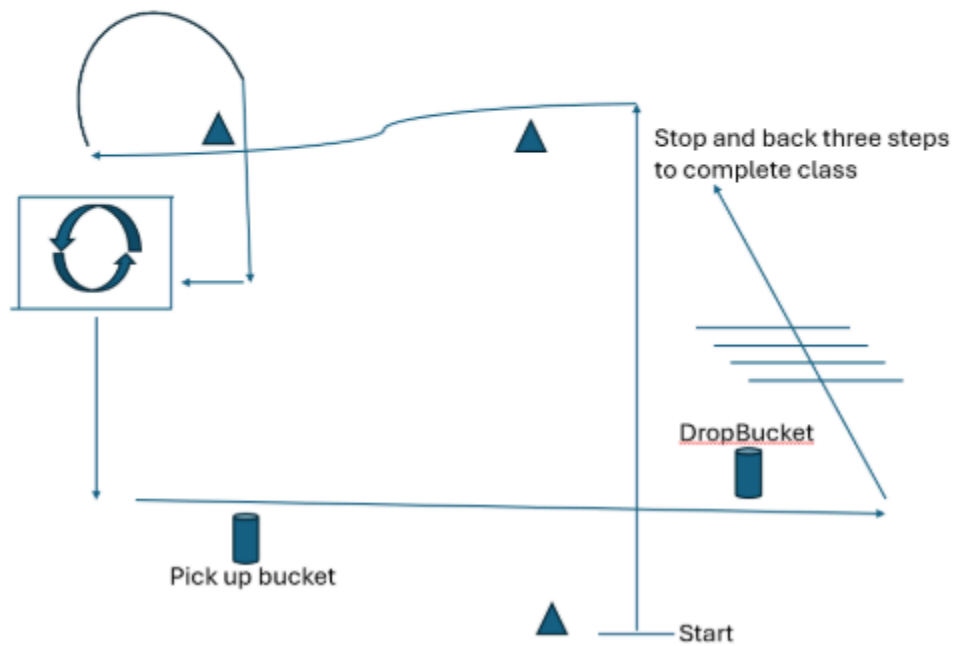
July 2025 Required Gaits per class

**ALL VIDEOS MUST BE TIME STAMPED WITH DATE OR VERBALLY ANNOUNCED OR
THEY WILL BE DQ**

FNT Farm & Ranch LLC Open Show

Walk Trail Pattern

Class # 7.3



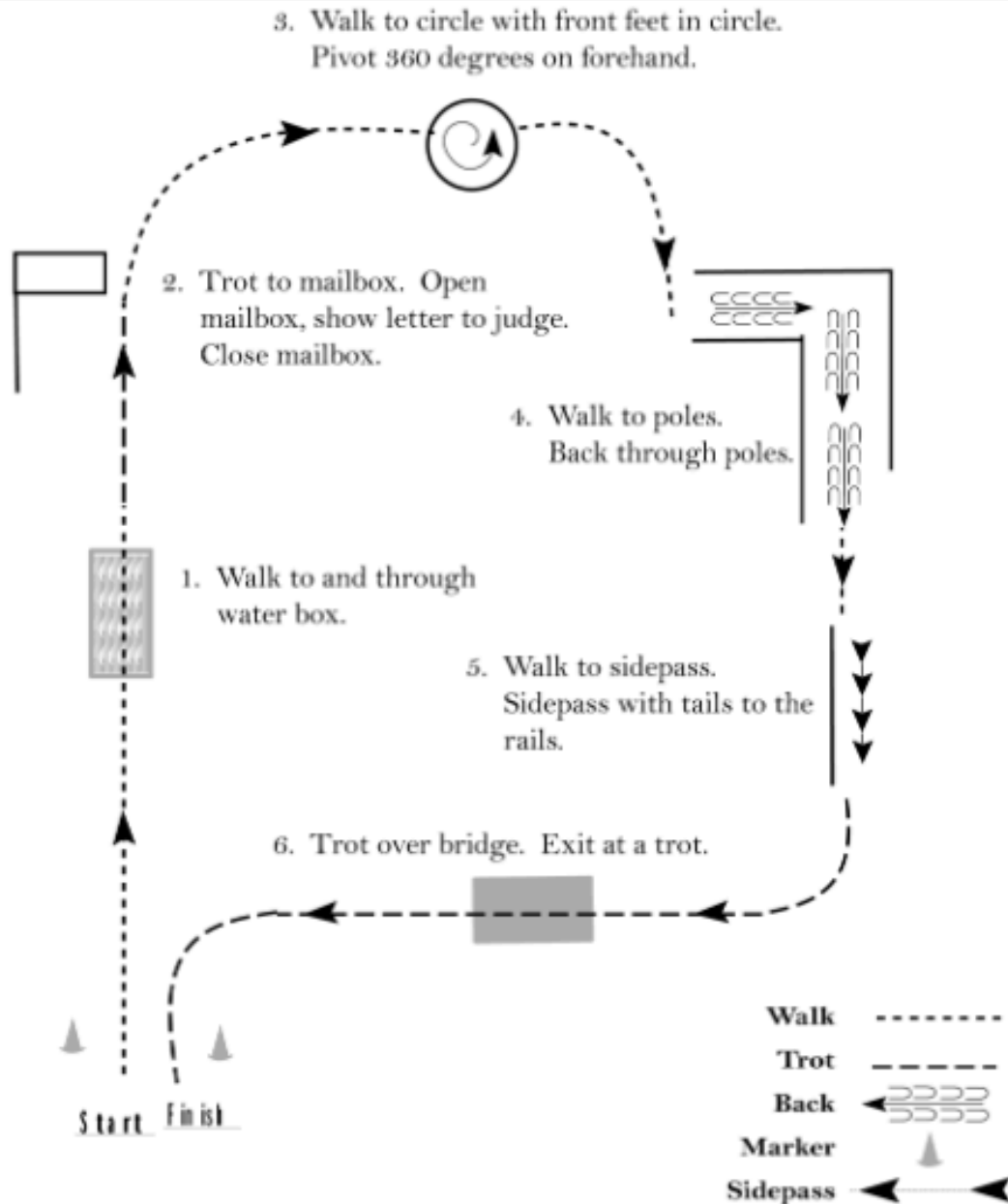
July 2025 Required Gaits per class

**ALL VIDEOS MUST BE TIME STAMPED WITH DATE OR VERBALLY ANNOUNCED OR
THEY WILL BE DQ**

FNT Farm & Ranch LLC Open Show

Ranch Ground Handling

Class #9.13



July 2025 Required Gaits per class

**ALL VIDEOS MUST BE TIME STAMPED WITH DATE OR VERBALLY ANNOUNCED OR
THEY WILL BE DQ**

FNT Farm & Ranch LLC Open Show

Halter

(Walk only classes substitute the Jog for a nice walk.)

