

May 2026 Required Gaits per class

ALL VIDEOS MUST BE TIME STAMPED WITH DATE OR VERBALLY ANNOUNCED OR THEY WILL BE DQ

Class # 1.1, 1.3, Ranch w/j/l

- Requires a Minimum of the following gaits to be demonstrated in this order. Each gait should be demonstrated for a minimum of 15 seconds or half lap of your arena (round pens would be full lap)
 - Walk, Jog, extended jog, lope, extended lope, return to jog then to walk. Change Directions on the rail the repeat all gaits in the same order.

Class # 1. 4, 1.2, 6.4, 8.3, Ranch w/j

- Requires a Minimum of the following gaits to be demonstrated in this order. Each gait should be demonstrated for a minimum of 15 seconds or half lap of your arena (round pens would be full lap)
 - .Walk, Jog, extended jog,return to jog then to walk. Change Directions on the rail then repeat all gaits in the same order.

Class # 2.1, 2.3, 8.2, 8.9, 10.1, 10.3, 14.8 Western w/j/l

- Requires a Minimum of the following gaits to be demonstrated in this order. Each gait should be demonstrated for a minimum of 15 seconds or half lap of your arena (round pens would be full lap)
 - .Walk, Jog, lope, ,return to jog then to walk. Change Directions on the rail the repeat all gaits in the same order. (Gaited horses perform your respective Breed Specific gait in place of the jog and lope)

Class # 2.2, 2.4, 6.2, 10.2 , 10.4, 8.2, 14.2, 14.7 Western w/j

- Requires a Minimum of the following gaits to be demonstrated in this order. Each gait should be demonstrated for a minimum of 15 seconds or half lap of your arena (round pens would be full lap)
 - Walk, Jog, return to the walk. Change Directions on the rail the repeat all gaits in the same order. (Gaited horse perform your respective Breed Specific gait in place of the jog)

Class #4.1, 4.3, 8.8, 11.1, 11.4, 14.16 English w/t/c

- Requires a Minimum of the following gaits to be demonstrated in this order. Each gait should be demonstrated for a minimum of 15 seconds or half lap of your arena (round pens would be full lap)
 - Walk, trot, canter ,return to trot then to walk. Change Directions on the rail then repeat all gaits in the same order. (Gaited horses perform their respective Breed Specific gait in place of the trot and canter)

Class # 6.8, 4.2,4.4, 8.1, 11.2,11.5, 13.2, 14.14, 14.20 English w/t

- Requires a Minimum of the following gaits to be demonstrated in this order. Each gait should be demonstrated for a minimum of 15 seconds or half lap of your arena (round pens would be full lap)
 - Walk, trot, ,return to walk then Change Directions on the rail then repeat all gaits in the same order. (Gaited horses perform their respective Breed Specific gait in place of the trot)

Class # 6.1, 6.5, 6.7, 7.1, 7.5, 7.6, 7.7, 7.8, 13.1, 14.1, 14.6, 14.15, 14.21 Walk only (can be ridden English or Western unless specifically stated in class name)

- Requires a Minimum of the following gaits to be demonstrated in this order. Each gait should be demonstrated for a minimum of 15 seconds or half lap of your arena (round pens would be full lap)
 - Walk, Extended Walk, Halt and reverse on the rail then repeat gaits in the same order.

May 2026 Required Gaits per class

ALL VIDEOS MUST BE TIME STAMPED WITH DATE OR VERBALLY ANNOUNCED OR THEY WILL BE DQ

Class # 1.8, 2.7, 4.9, 5.5, 6.10, 8.6, 10.6, 11.6, 14.3, 14.9, 14.17 Go As You Please (English and western)

- Requires a Minimum of the following to be demonstrated in this order. Each gait should be demonstrated for a minimum of 15 seconds or half lap of your arena (round pens would be full lap)
 - Walk, gait of your choosing in both directions.

Class # 3.8 Dressage Suitability Rail

- Requires a Minimum of the following gaits to be demonstrated: Walk, Jog/ Trot, extended jog/trot in both directions

Class #5.1,5.2 Gaited Equitation Rail 3 Gait

- Requires a Minimum of the following gaits to be demonstrated Walk, Pleasure Gait and Canter/Lope in both directions

Class # 5.3, 5.4 Gaited Equitation Rail 2 Gait

- Requires a Minimum of the following gaits to be demonstrated Walk and Pleasure Gait in both directions

Class #9.10 Lounge Line

- 1st complete a confirmation inspection by walking in a straight line to camera, pause for an inspection, showing both sides of the horse, front view and hind view then trot straight off and around a cone. Longeing Demonstration begins-Exhibitor has 90 seconds TOTAL to show the horse on lunging at the walk, trot/jog, canter/lope BOTH directions. Must be a continuous video of the conformation portion and loungeing portion.

Jackpot Pair Class # 1 & 2, Pairs

- Requires a Minimum of the following gaits to be demonstrated in this order. Each gait should be demonstrated for a minimum of 15 seconds or half lap of your arena (round pens would be full lap)
 - Walk, Jog (trot), lope (Canter), return to jog then to walk. Change Directions on the rail the repeat all gaits in the same order.

Photo Op division Requirements

(absolutely no photoshop, AI or copyright photos can be used!)

Class # 12.1-12.4 Halter(in hand)

- Requires a Minimum of the following:
 - Photo of all 4 side of the horse, front, back and both sides.
 - No edits are to be done and no filters applied to photograph

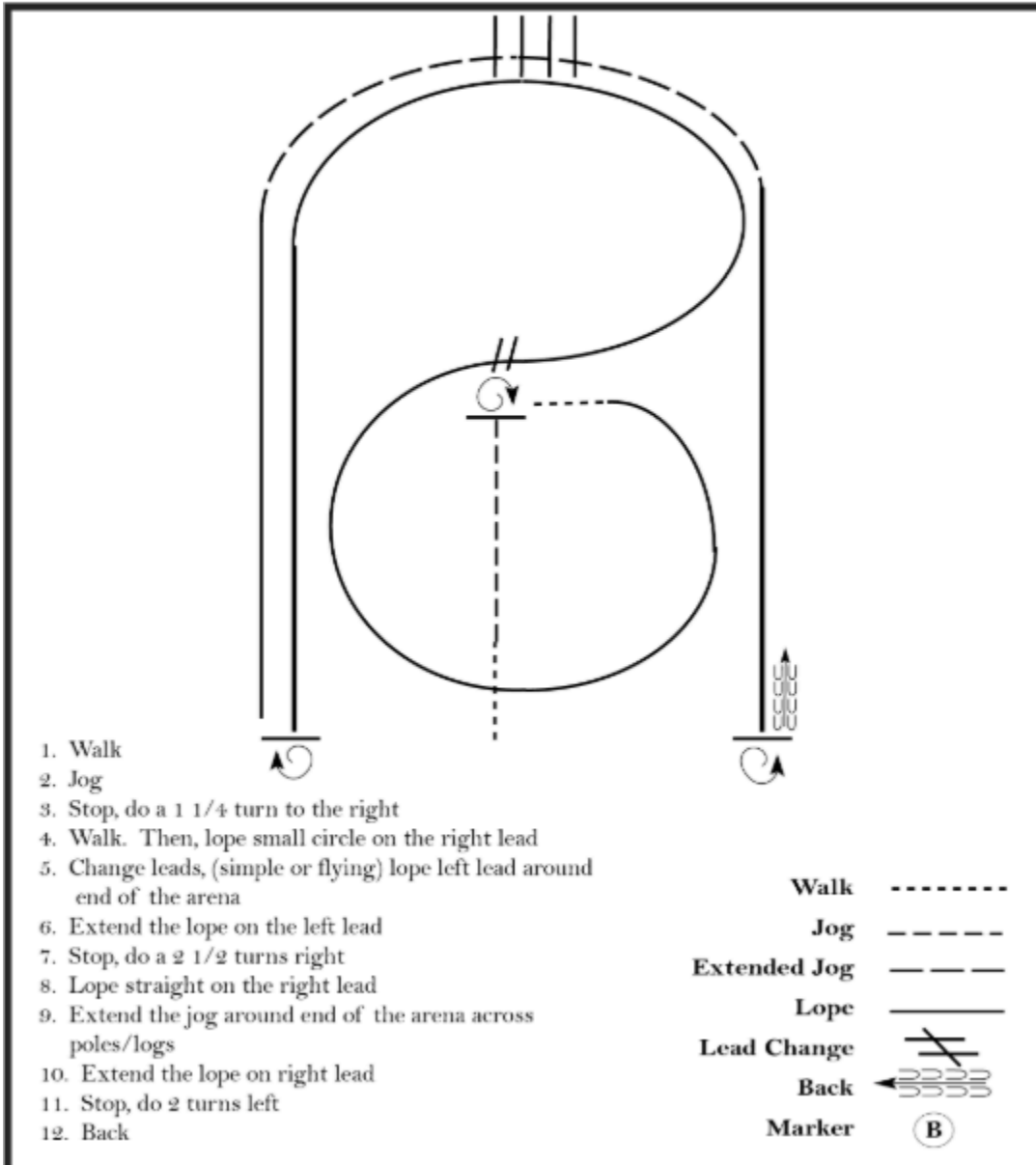
May 2026 Required Gaits per class

ALL VIDEOS MUST BE TIME STAMPED WITH DATE OR VERBALLY ANNOUNCED OR THEY WILL BE DQ

FNT Farm & Ranch LLC Open Show

Ranch Riding

Class #1.5



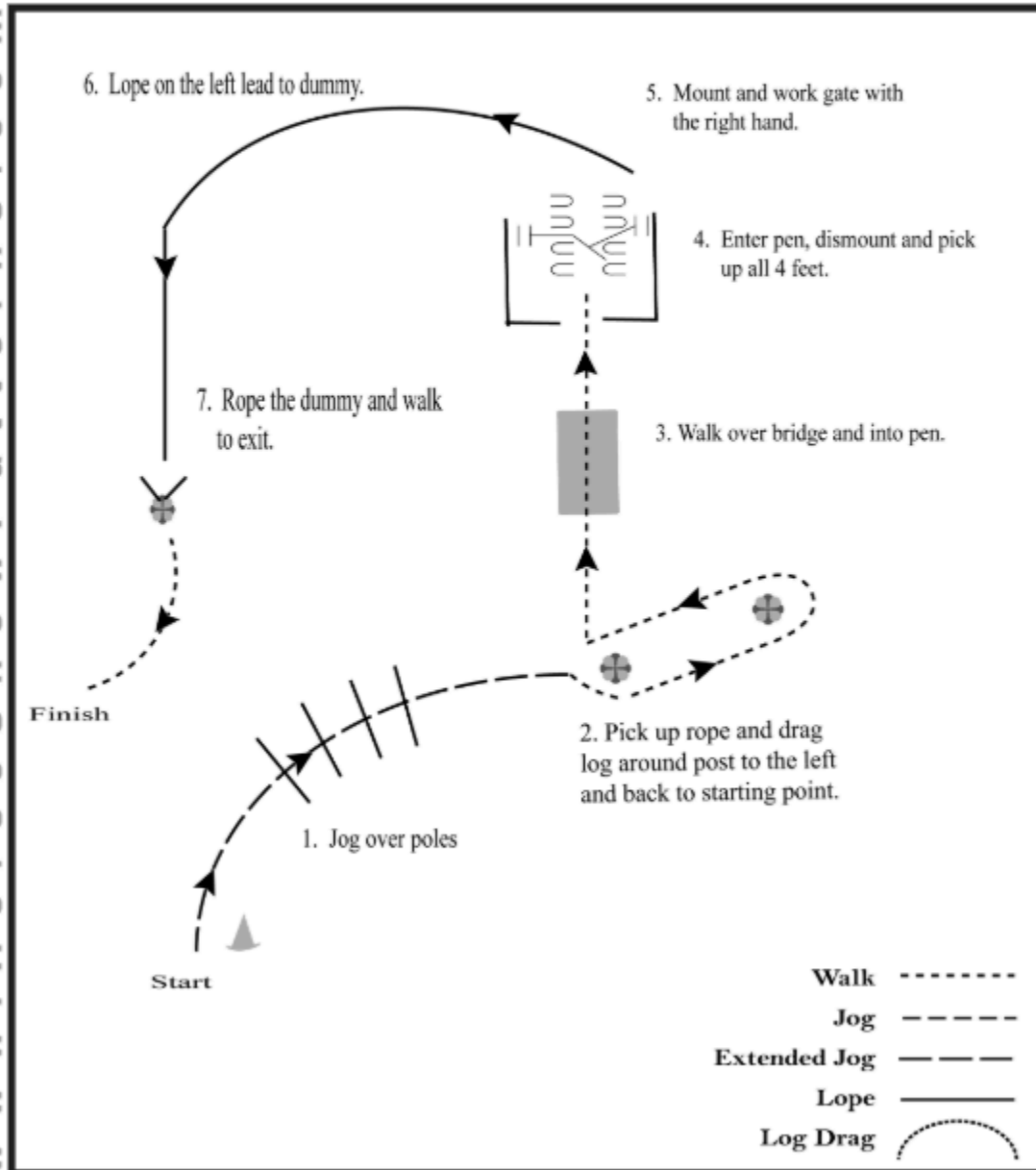
May 2026 Required Gaits per class

ALL VIDEOS MUST BE TIME STAMPED WITH DATE OR VERBALLY ANNOUNCED OR THEY WILL BE DQ

FNT Farm & Ranch LLC Open Show

Ranch Trail

Class # 1.7



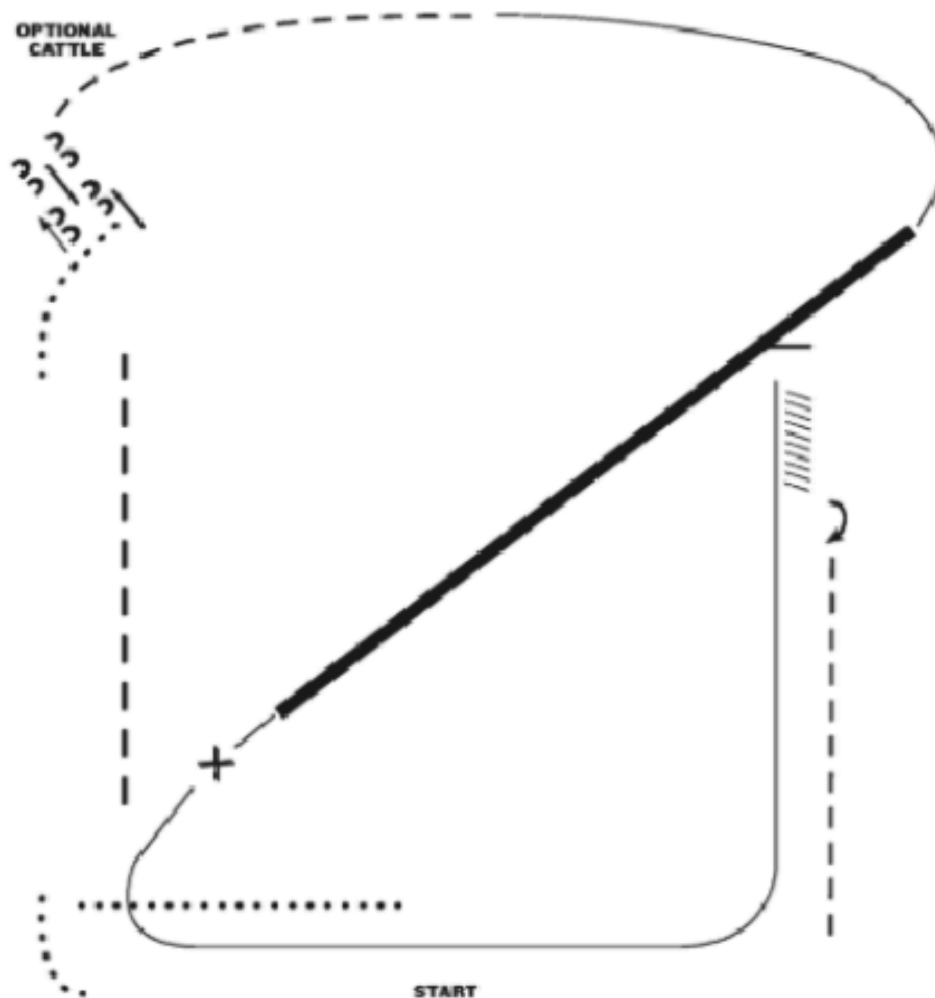
May 2026 Required Gaits per class

ALL VIDEOS MUST BE TIME STAMPED WITH DATE OR VERBALLY ANNOUNCED OR THEY WILL BE DQ

FNT Farm & Ranch LLC Open Show

Ranch Riding W/J

Class # 1.6, 6.6, 8.4



1. Walk
2. Extended trot
3. Walk
4. Stop, side pass log left
5. Trot
6. Extend Trot
7. Stop and Back
8. 180 Turn to right
9. Trot

Note: The drawn description of this pattern is only intended for the general depiction of the pattern. Exhibitors should utilize the arena space to best exhibit their horses.

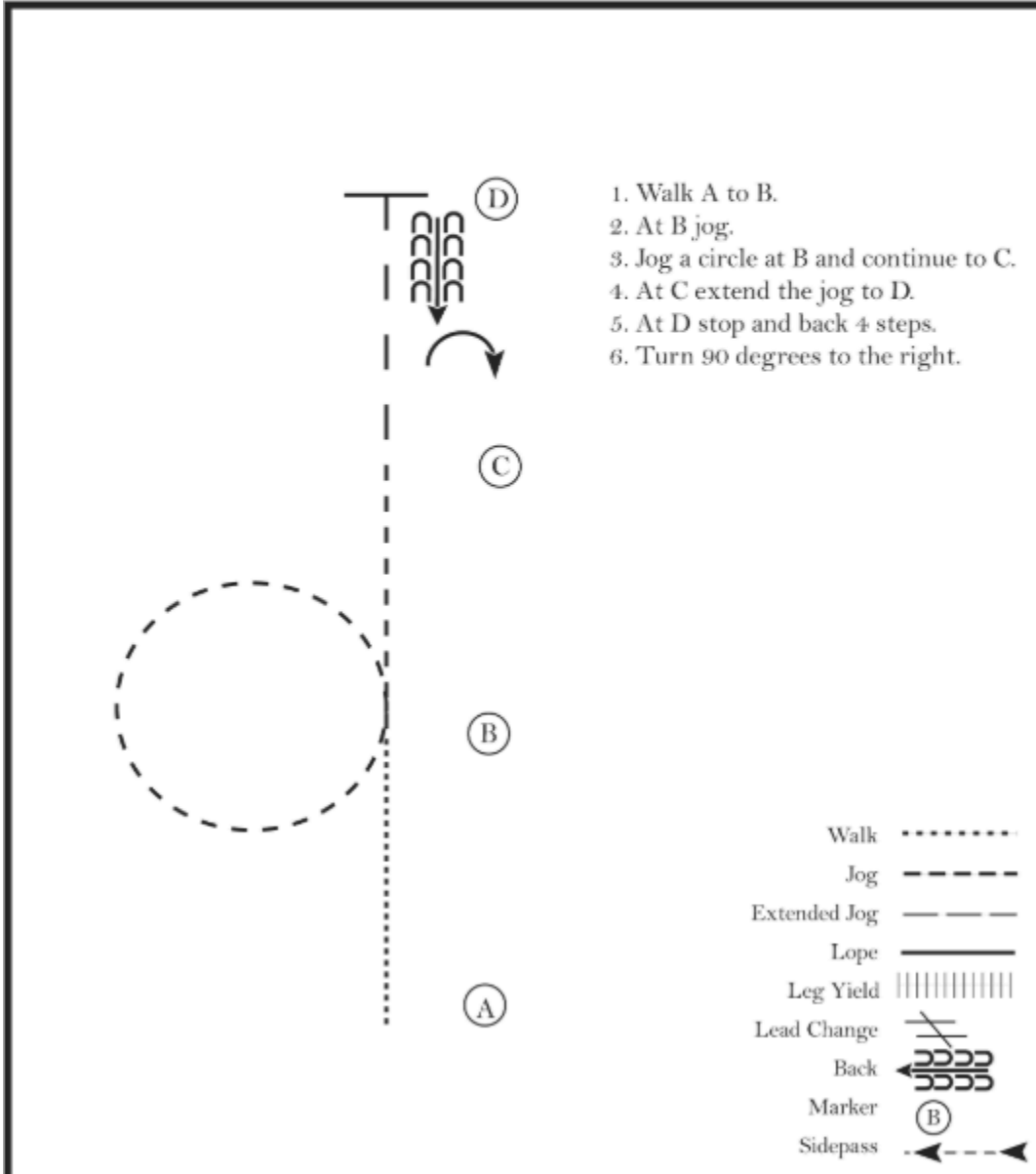
May 2026 Required Gaits per class

ALL VIDEOS MUST BE TIME STAMPED WITH DATE OR VERBALLY ANNOUNCED OR THEY WILL BE DQ

FNT Farm & Ranch LLC Open Show

Horsemanship W/J

Class # 2.6, 8.6, 10.5, 14.5



May 2026 Required Gaits per class

ALL VIDEOS MUST BE TIME STAMPED WITH DATE OR VERBALLY ANNOUNCED OR THEY WILL BE DQ

FNT Farm & Ranch LLC Open Show

Horsemanship

Class # 2.5

Be ready with your horse's tail at A.

1. When acknowledged, jog a half circle to B.
2. Lope right lead in a half circle until even with B.
3. Break to the jog to C.
4. Stop and back at C.
5. Jog to exit as shown.

Follow the instructions of your ring steward.

Walk	-----
Jog	- - - - -
Extended Jog	-----
Lope	—————
Lead Change	——— ———
Back	← 33333
Marker	ⓑ

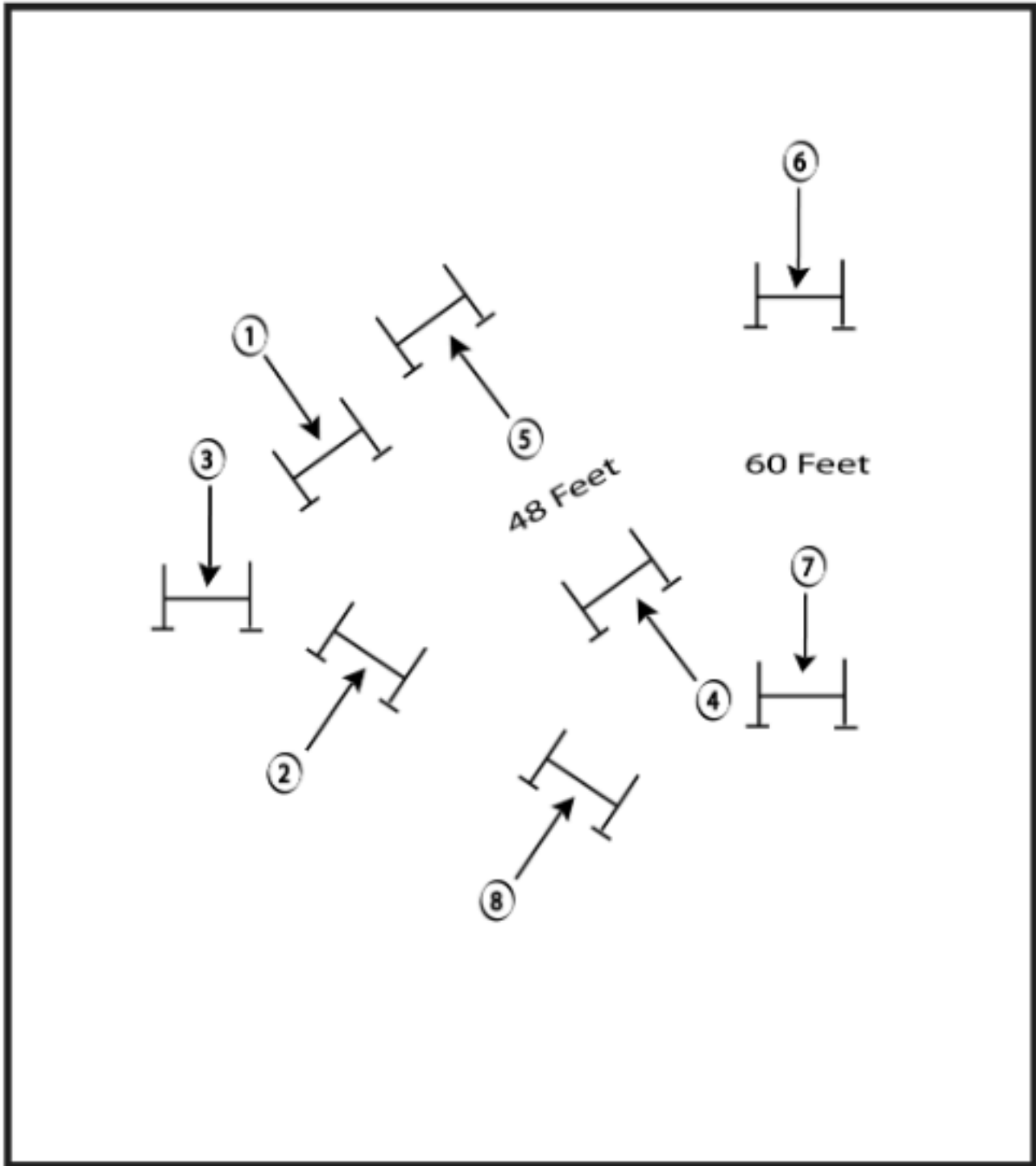
May 2026 Required Gaits per class

ALL VIDEOS MUST BE TIME STAMPED WITH DATE OR VERBALLY ANNOUNCED OR THEY WILL BE DQ

FNT Farm & Ranch LLC Open Show

EQ over fences

Class # 4.7



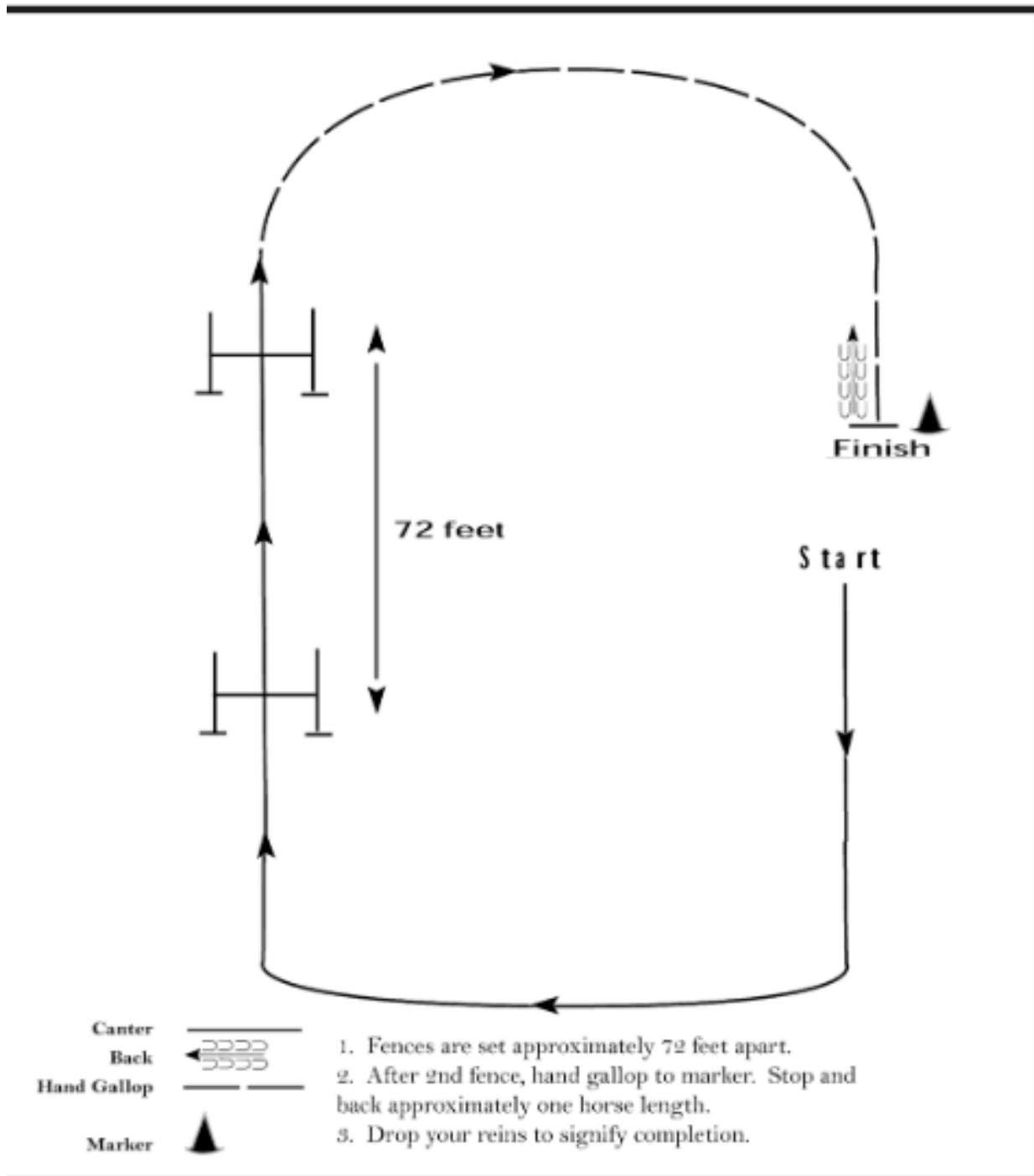
May 2026 Required Gaits per class

ALL VIDEOS MUST BE TIME STAMPED WITH DATE OR VERBALLY ANNOUNCED OR THEY WILL BE DQ

FNT Farm & Ranch LLC Open Show

Hunter Hack

Class: 4.6, 4.6, (4.6 Sub Hand gallop for extended trot)



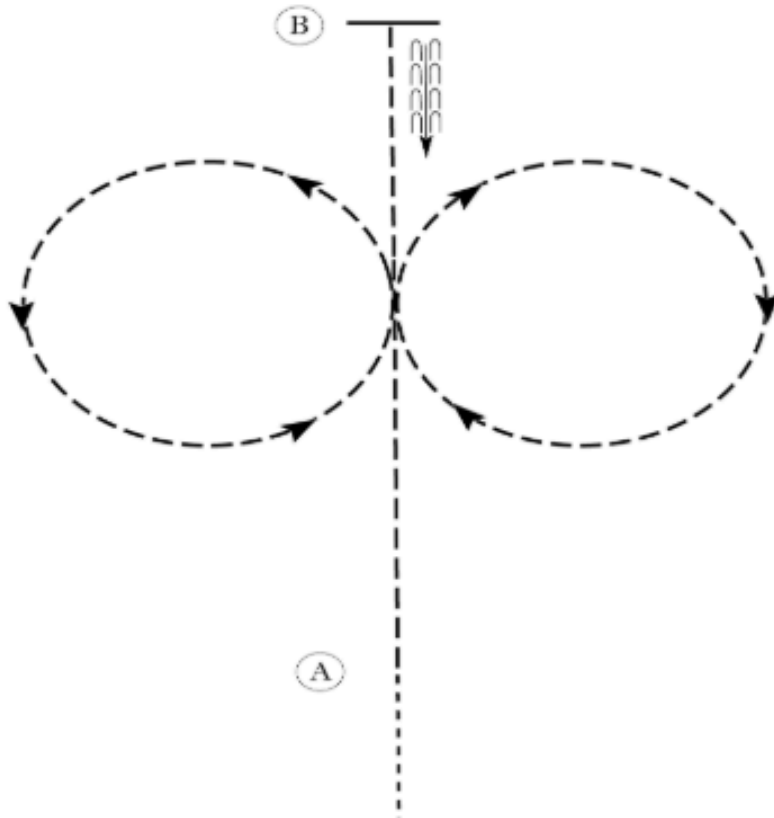
May 2026 Required Gaits per class

ALL VIDEOS MUST BE TIME STAMPED WITH DATE OR VERBALLY ANNOUNCED OR THEY WILL BE DQ

FNT Farm & Ranch LLC Open Show

Eq on the Flat W/T

Class # 4.8, 8.11, 8.7



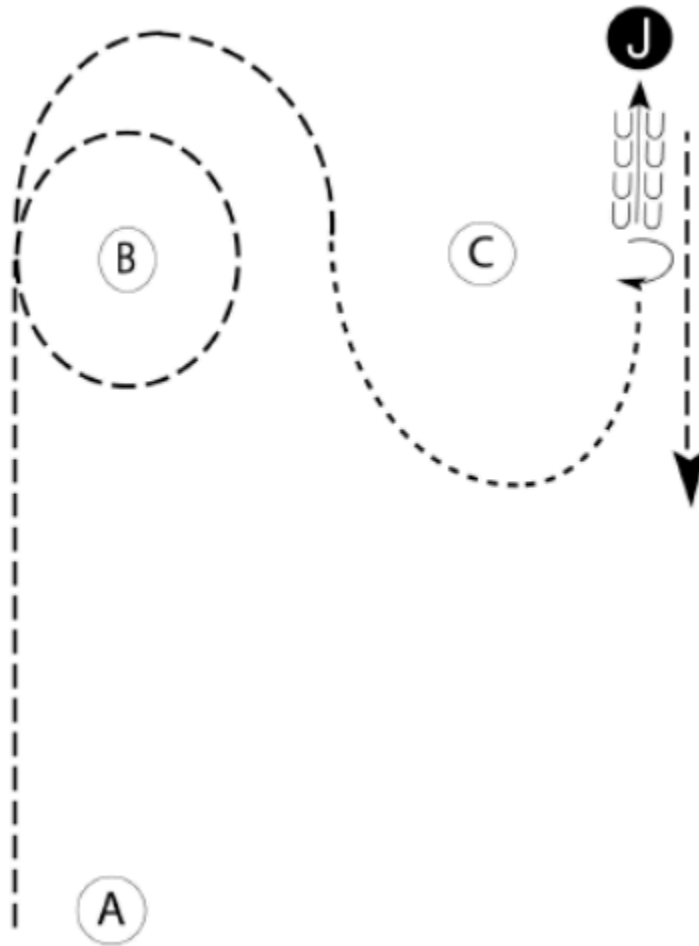
1. Walk to A.
2. At A sitting trot towards B.
3. When halfway to B posting trot circle to the right followed by a posting trot circle to the left.
4. Continue the posting trot to B.
5. At B stop and back approximately one horse length.

Walk	-----
Trot	- - - - -
Extended Trot	— — — —
Canter	—————
Leg Yield	
Lead Change	↙ ↘
Back	← ← ← ← ←
Marker	Ⓚ
Sidepass	← ← ← ← ←
Hand Gallop	— — — —

May 2026 Required Gaits per class

ALL VIDEOS MUST BE TIME STAMPED WITH DATE OR VERBALLY ANNOUNCED OR THEY WILL BE DQ

Walk Pattern
Class # 6.3, 6.9, 7.2, 8.5, 13.3, 14.4



1. Walk A to B
2. Extend walk around B to C
3. C collect the walk and continue to J
4. J stop and back 3 horse lengths
5. Turn 180 degrees to the right and leave arena on a loose rein at the walk

May 2026 Required Gaits per class

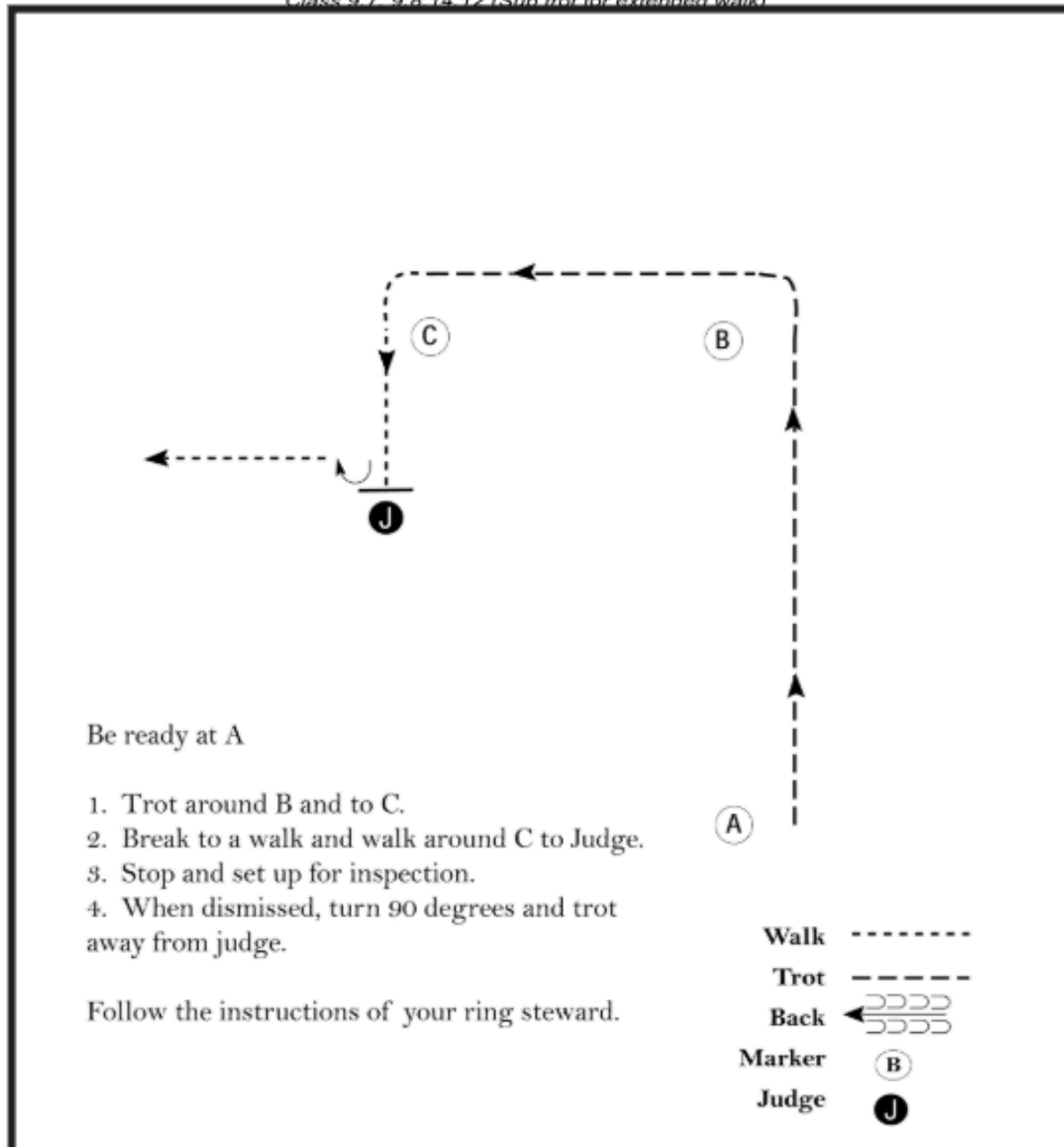
ALL VIDEOS MUST BE TIME STAMPED WITH DATE OR VERBALLY ANNOUNCED OR THEY WILL BE DQ

FNT Farm & Ranch LLC Open Show

Showmanship

Class# 9.5, 9.6, 9.12, 8.10, 14.13

Class 9.7, 9.8, 14.12 (Sub trot for extended walk)



Be ready at A

1. Trot around B and to C.
2. Break to a walk and walk around C to Judge.
3. Stop and set up for inspection.
4. When dismissed, turn 90 degrees and trot away from judge.

Follow the instructions of your ring steward.

Walk - - - - -

Trot - - - - -

Back ← - - - - -

Marker (B)

Judge (J)

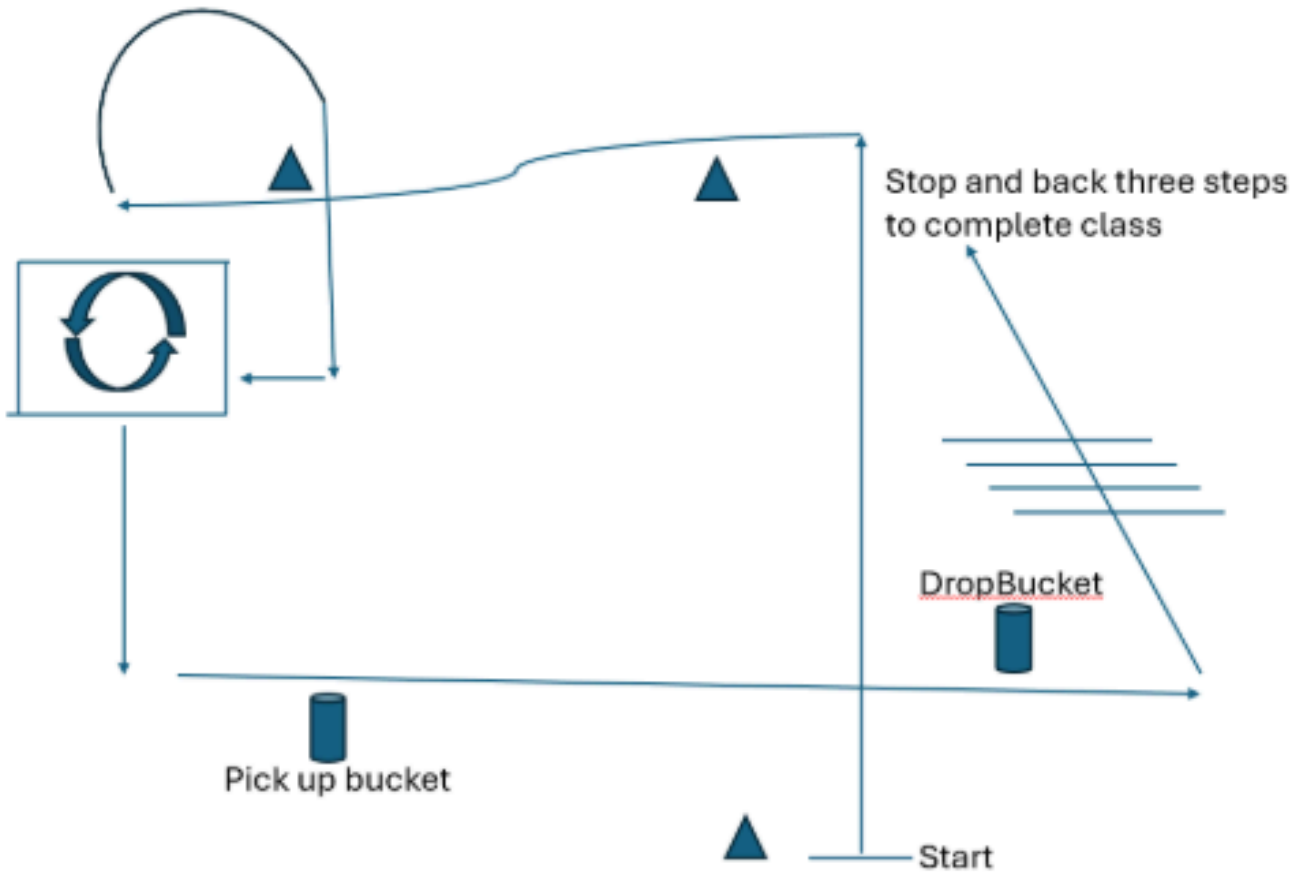
May 2026 Required Gaits per class

ALL VIDEOS MUST BE TIME STAMPED WITH DATE OR VERBALLY ANNOUNCED OR THEY WILL BE DQ

FNT Farm & Ranch LLC Open Show

Walk Trail Pattern

Class # 7.3



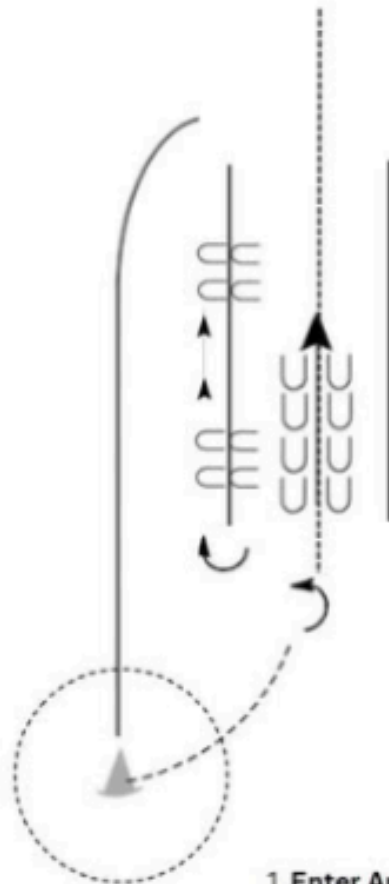
May 2026 Required Gaits per class

ALL VIDEOS MUST BE TIME STAMPED WITH DATE OR VERBALLY ANNOUNCED OR THEY WILL BE DQ

FNT Farm & Ranch LLC Open Show

Ranch Ground Handling

Class #9.13



1. Enter Arena At A Trot
2. Trot through Chute
3. 90 Degree Push Turn
4. Side Pass Right
5. Walk On Loose Lead To Cone
6. Longe Counter Clockwise At A Trot 1 Circle
7. Trot To Chute
8. 180 Degree Pull Turn
9. Back Through Chute
10. Exit Arena

Walk ———
Trot - - - - -

[MHP/HO-3]

May 2026 Required Gaits per class

ALL VIDEOS MUST BE TIME STAMPED WITH DATE OR VERBALLY ANNOUNCED OR THEY WILL BE DQ

FNT Farm & Ranch LLC Open Show

Walk and In Hand Dressage

Class # 3.10, 3.11, 7.4, 9.11

FNT Farm Open Horse Show walk only test						
Test developed for use By FNT Farm and Ranch LLC only. Not licensed for any other use.						
PURPOSE		NEW REQUIREMENTS				Video Link:
Tests provide an introduction to the discipline of Dressage; the horse performs only at the walk. The rider should demonstrate correct basic position, use of basic aids, and understanding of the figures. The horse should show relaxation; harmony between horse and rider is important. The horse accepts the aids and influence of the rider.						ENTRY NO:
						ARENA SIZE: Small (40m x 20m) or Large (50m x 20m) AVERAGE RIDE TIME: 4:00 (Small) or 5:00 (Large)
						Maximum PTS: 160
*optional						
Test	Directives	Points	*	Total	Remarks	
1 A X	Enter medium walk, proceed down center line. Halt at X. Proceed medium walk	Straightness; regularity and quality of the walk; halt should be square and balanced.				
2 C	Track left	balance and bend in the turn.				
3 Between H & X	Develop free walk	Willing, smooth transition; balance and bend in the corner; regularity and quality of the walk.				
4 X-F A	free walk Medium walk	Horse willing to freely stretch the neck forward and down; relaxation; swing through the back; ground cover; straightness; willing, smooth transition; regularity and quality of the walk				
5 K	Halt 4 seconds Proceed medium walk	Balance in transition to square, straight halt; immobility; willing, smooth transitions; regularity and quality of the walk; balance and bend in the corner				
6 Between K & M	Develop extended walk	Willing, smooth transition; straightness; regularity and quality of the walk .				
7 C C-H	circle right 20 meters, medium walk Proceed straight ahead, medium walk	Balance and inside bend on the circle; straightness; regularity and quality of the walk.				
8 H-E-K	Free walk	Willing, smooth transition; regularity and quality of the walk.				
9 K - A A	Develop medium walk Track left medium walk	Horse willing to freely stretch the neck forward and down; relaxation; swing through the back; ground cover; straightness; willing, smooth transition; regularity and quality of the walk.				
10 X	Halt 4; salute	Balance in transition to square, straight halt; immobility				

Leave arena at A in a walk with looped or long reins

May 2026 Required Gaits per class

**ALL VIDEOS MUST BE TIME STAMPED WITH DATE OR VERBALLY ANNOUNCED OR
THEY WILL BE DQ**