



## TEROSON AD KDS

September 23

**Special polymer for bonding all kinds of sealing strips in the areas of facade and window installation**

### PROPERTIES

- Excellent adhesion without primer on most building materials
- UV- and weather-resistant
- Gap-bridging up to 20 mm
- Can be used down to -5 °C
- Strip position easily adjustable in the fresh adhesive bed
- EMICODE EC 1 Plus certified
- Available on request: Product and manufacturer's declarations according to DGNB, LEED and BREEAM

### POSSIBLE USES

- For bonding sealing strips to the building shell and/or facade/window element, e.g. TEROSON FO 2 / FO 2 SK 1 and all other sealing strips from the TEROSON range
- For bonding EPDM strips/membranes
- For sealing penetrations, e.g. cable ducts, threaded rods etc. in combination with TEROSON sealing strips
- As component of the TEROSON sealing strip system

*\*Note: If necessary, interchangeable 1:1 with TEROSON AD KDS FR*

### SUBSTRATE PREPARATION

The contact areas/joint edges must be clean, dry and free of grease. TEROSON AD KDS adheres without primer on substrates such as sheet metal (raw, degreased, phosphated, hot-dip galvanized, top-coated), stainless steel, brass, aluminum (raw, anodized, painted and powder-coated), PC, ABS, EPDM (preliminary tests required), PA and rigid PVC.

### APPLICATION

TEROSON AD KDS is a gun-applied, 1-component adhesive that cures on contact with atmospheric moisture. Curing can be accelerated by increasing the temperature and air humidity.

Depending on the structural conditions, it may be better to fix the sealing strips with TEROSON AD KDS to the building envelope than using self-adhesive sealing strips. The pasty consistency and levelling properties of the adhesive offer a few advantages, for example:

- on very rough substrates to ensure 100 % watertightness (e.g. in the lintel area)
- when, due to structural conditions, it is not possible to mold the sealing strip closely to the surface.



Apply strands of TEROSON AD KDS to the substrate using either a manual or a compressed air gun (pressure 0.5 to 5 bars). Afterwards, press the sealing strip into the adhesive paste while it is still fresh and skin-free. Roll the strip over with a pressure roller. On very uneven substrates, TEROSON AD KDS can be used to fix the upper edge of the TEROSON FO 3 sealing strip and to seal it against water penetrating from behind.

TEROSON AD KDS should not be used below -5 °C and not above +40 °C (air/substrate).

### PLEASE NOTE



Only apply as much TEROSON AD KDS as can be covered with sealing strip before start of skin formation. On the building shell, we recommend a bonding width of  $\geq 40$  mm. After consultation with our TEROSON facade experts, the bonding width can be reduced on smooth, clean and load-bearing substrates. The key factor is always

the adhesiveness and load-bearing capacity of the substrate. We recommend carrying out your own tests on site.

When sealing around penetrations, the strips should be cut in crosswise depending on the size of the penetration. After that, fold the strip corners back and inject the adhesive into the hollow under the strip. Fold the strip corners back into the adhesive bed and seal the corners above the strip with a generous layer of TEROSON AD KDS. Depending on the kind and size of the penetration, cover the opening with an additional piece of strip.

## USE AS ADHESIVE / STANDARD BONDING APPLICATIONS

If the adhesive is applied either in spots or strands (see figures below), no moisture can accumulate and the curing process is accelerated by the "stack effect".



Since the structural conditions may vary from site to site, the correct and successful use of our products is beyond our control. In case of questions, please contact one of our TEROSON facade experts.

## CLEANING

Immediately remove excess adhesive or stains with a cloth. After curing, the adhesive can only be removed mechanically.

## SUSTAINABLE BUILDING

On request, product and manufacturer's declarations for sustainable building can be made available for this product. The documents meet the requirements of common certification and assessment systems such as DGNB, LEED and BREEAM.

## TECHNICAL DATA

### TEROSON AD KDS

Material base:	Silane-modified polymer
Consistency:	Paste-like, thixotropic
Colour:	Black
Odour:	Odourless
Packaging:	570 ml in a tubular bag
Density:	1.5 g/cm <sup>3</sup>
(DIN 53 217, part 2)	
Skin formation time:	Approx. 15 min
(acc. to ISO 2091 at 23 °C & 50 % RH)	
Curing rate:	2 mm/24 h
(at 23 °C & 50 % RH)	
Shore A hardness:	Approx. 25
(acc. to ISO 868)	
Tensile strength:	0.8 MPa
(acc. to ISO 37)	
Elongation at break:	Approx. 250 %
(acc. ISO 8339-A)	
Modulus at 100% elongation:	Approx. 0.5 MPa
(acc. to ISO 8339-A)	
Paint adhesion:	provided
Application temperature:	-5 °C to +40 °C
Temperature resistance:	-40 °C to +100 °C
(Short-term exposure up to 1h):	+120 °C
Fire resistance:	Class E
(acc. to DIN EN 13501-1)	
Gap-bridging:	yes
Sandable:	no

## STORAGE

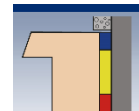
Store TEROSON AD KDS in a cool and dry place, preferably between +10 °C and +25 °C. Shelf life: 24 months

## DISPOSAL

Only return the completely emptied packaging to a waste recycling center. Dispose of hardened product residues as household-type industrial waste or construction site waste. Non-hardened product residues must be taken to a collection point for hazardous waste.

European Waste Code (EWC): 080410

## CERTIFICATES



Apart from the information given in this Technical Data Sheet it is also important to observe the relevant applicable national standards. All data given was obtained at an ambient and material temperature of +23 °C and 50% relative humidity unless specified otherwise. Please note that in other climatic conditions hardening may be accelerated or delayed and take the resulting consequences into account.

The above information, in particular proposals for the handling, application and use of our products, is based on our knowledge and experience. As materials and conditions may vary with each intended application and thus are beyond our influence, we strongly recommend that in each case the user conducts sufficient tests to ensure our products are suitable for the intended application method and use. Legal liability cannot be accepted, either based on the content of this data sheet or any verbal advice given, unless there is evidence of carelessness or gross negligence on the manufacturer's part. This Technical Data Sheet supersedes all previous issues.

Please refer to our Safety Data Sheet for hazard warnings, safety advice and information on transport labelling.