



LED Lamp

Wireless

PAR16 GU10 TW 4.7W 230V
PAR16 GU10 RGBTW 4.7W 230V



Create welcoming spaces and bring the human centric lighting benefits into your application. Delivering a full variety of end user benefits, this product can be easily controlled via a smart device with an internet connection or via a 3rd party system via integration. Define schedules to turn the lights on and off according to a routine, set scenes, and light modes, all to accommodate the needs of your project.

Enjoy the full spectrum of this WiZ Pro licensed product, catering to the needs of each stakeholder. Install the lights wirelessly with the WiZ Pro Setup app running on Bluetooth, operate your entire lighting installation remotely via the WiZ Pro Dashboard and control the lights seamlessly with the end user WiZ app.

SPECIFICATIONS

MODEL	INPUT VOLTAGE (V _{AC})	POWER (W)	CURRENT (mA)	PF	FLUX (LM)	MBCP (CD)	BEAM ANGLE (DEG)	CRI* (Ra)	WHITE CCT RANGE (K)	SDCM	ENVIR. PROTECTION RATING	MAX CASE TEMP. (°C)	RATED LIFE (HRS.)
Tunable White	220 ~ 240	4.7	40	0.5	345 ±90°	550	36	90	2700~6500	6	IP20	Life - 80	15,000
Full Color									2200~6500				

★ at 2700K




WiZ Pro PAR16 GU10 TW 4.7W 230V

WiZ Pro PAR16 GU10 RGBTW 4.7W 230V

FEATURES	BENEFITS
Compatible with existing GU10 sockets	<ul style="list-style-type: none">• Convert existing socketed luminaires into connected luminaires.
LED Technology	<ul style="list-style-type: none">• Equivalent to a 50W halogen PAR16 lamp with 90% lower energy consumption.• Long life with fewer lamp replacements.
Tunable White & Full Color LEDs	<ul style="list-style-type: none">• Create unique ambiances from a single light source.
Wireless Communication module	<ul style="list-style-type: none">• Intuitive Advanced wireless control via the WiZ App or WiZ pro dashboard (using Wi-Fi).• Easy Setup via Bluetooth using the WiZ Pro setup app.• Control from anywhere.• No hub/bridge required.• Over-The-Air (OTA) firmware upgradable.• Compatible with popular smart systems like Google Home, Amazon Alexa, Samsung Smart Things, IFTTT etc...

APPLICATIONS



Hospitality



Restaurants



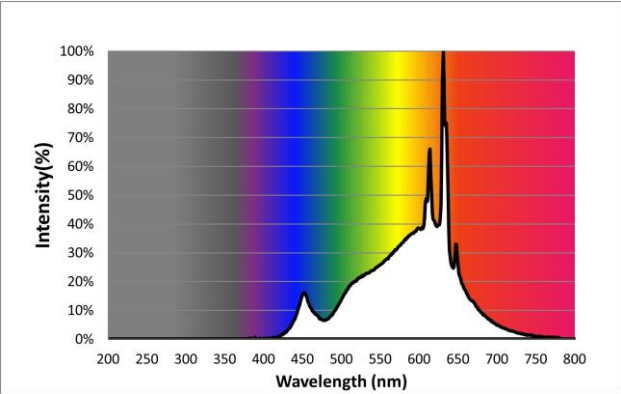
Retail



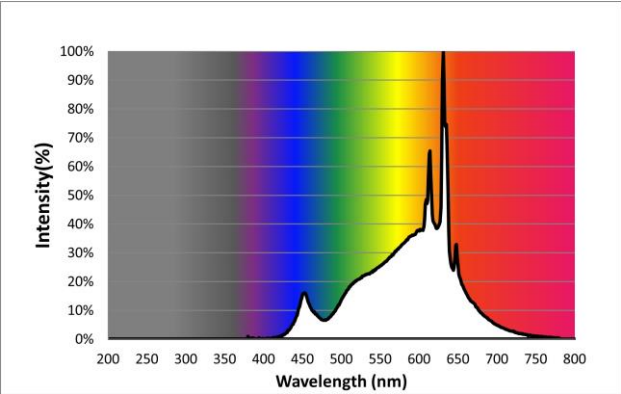
Residential

WiZ Pro PAR16 GU10 TW 4.7W 230V
WiZ Pro PAR16 GU10 RGBTW 4.7W 230V

SPECTRAL POWER DENSITY ★



WiZ Pro PAR16 GU10 TW 4.7W 230V



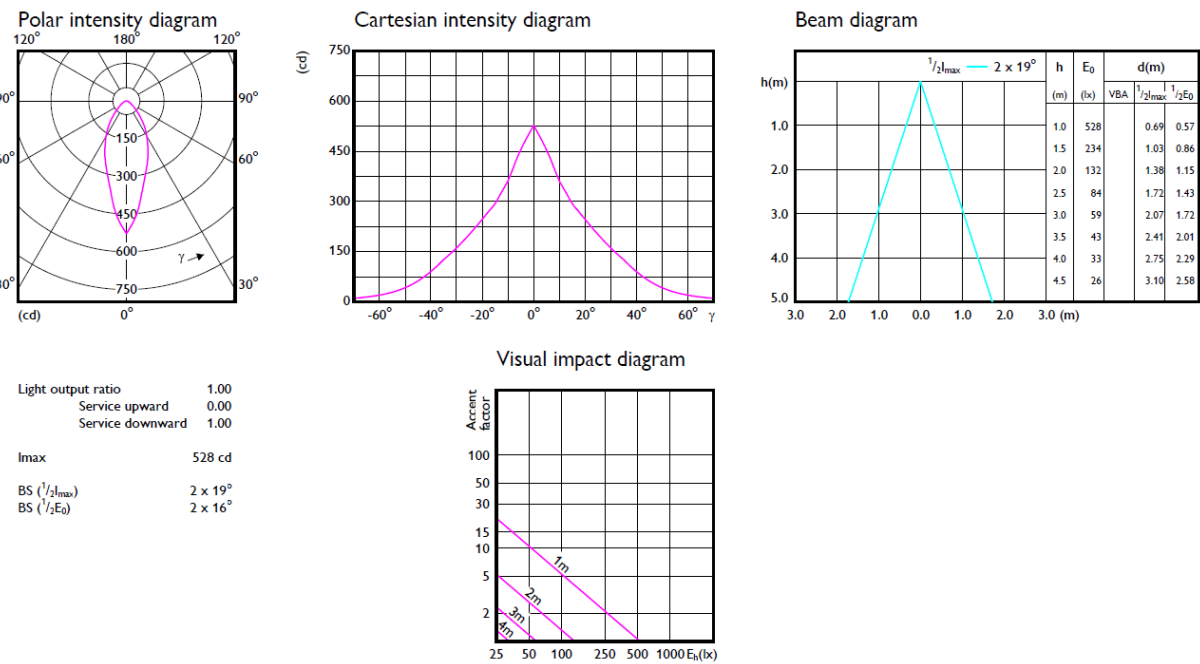
WiZ Pro PAR16 GU10 RGBTW 4.7W 230

★ Measured at 2700K.

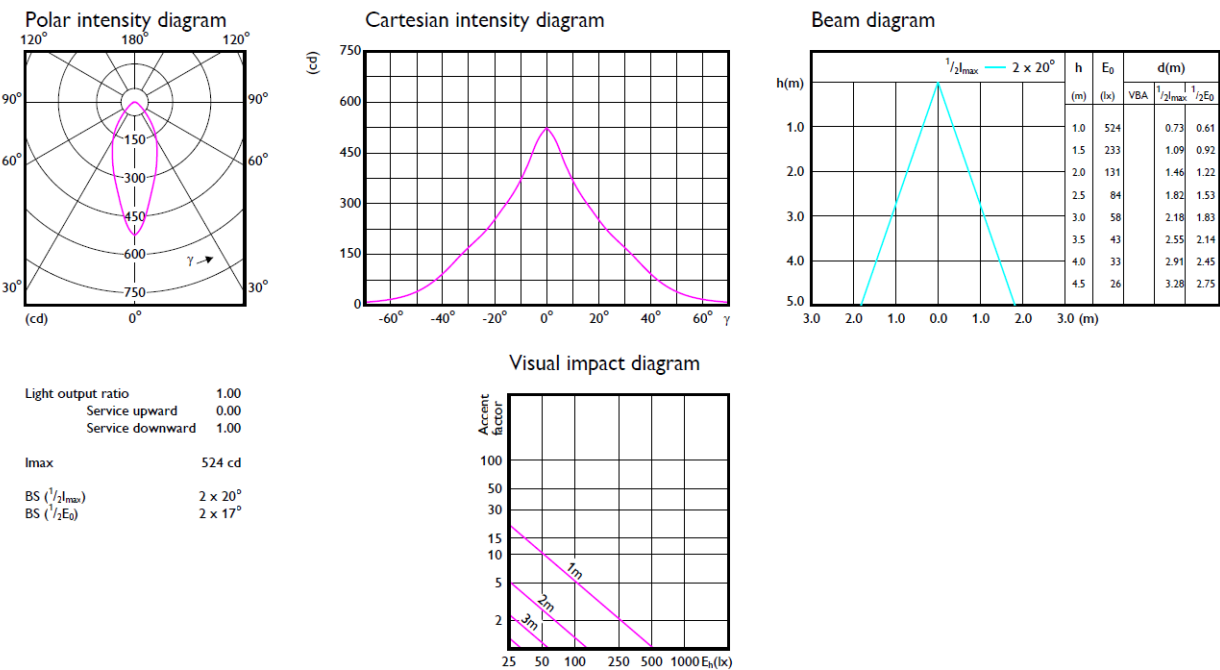
WiZ Pro PAR16 GU10 TW 4.7W 230V
WiZ Pro PAR16 GU10 RGBTW 4.7W 230V

PHOTOMETRIC DIAGRAMS

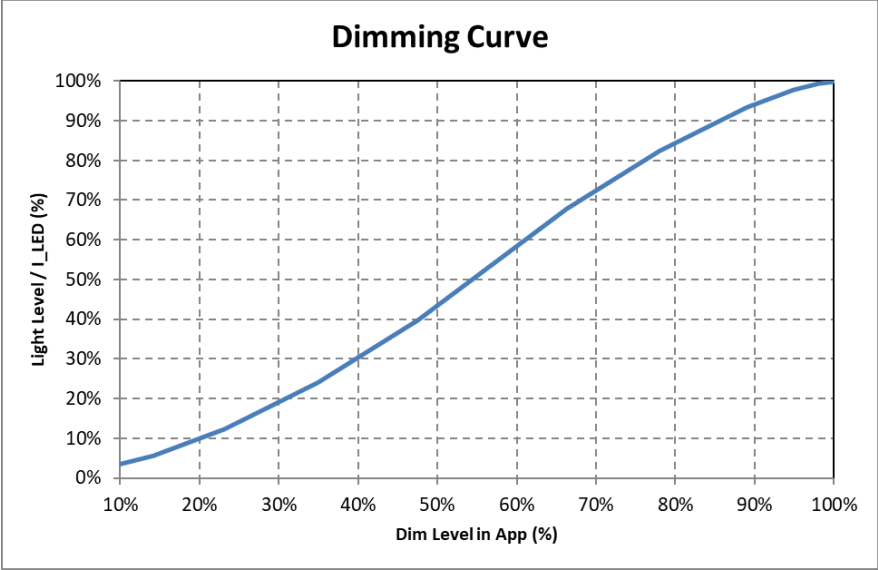
WiZ Pro PAR16 GU10 TW 4.7W 230V



WiZ Pro PAR16 GU10 RGBTW 4.7W 230V



TYPICAL DIMMING CURVE

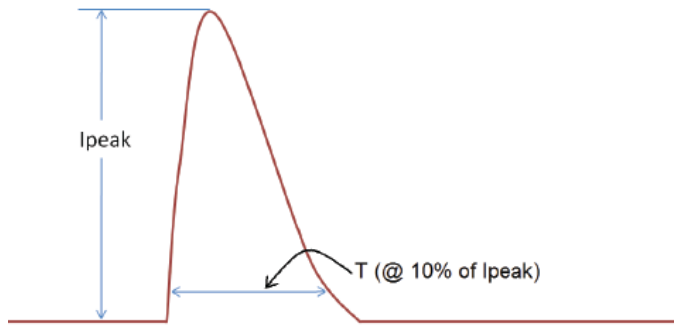


Dimming Method (internal)	PWM
Refresh Rate (PWM)	1 kHz

TEMPORAL LIGHT ARTIFACTS

PARAMETER	VALUE	REMARK
P _{st}	≤ 1.0	Flicker quantification.
SVM	≤ 0.4	Stroboscopic effect quantification.

INRUSH CURRENT INFORMATION

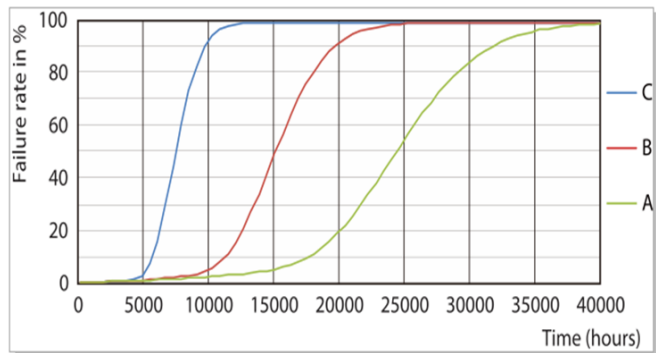


I _{PEAK}	T (@ 10% OF I _{PEAK})
3.1 A	0.18 ms

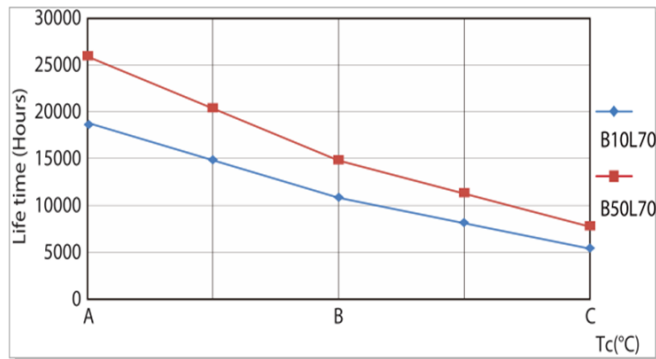
WiZ Pro PAR16 GU10 TW 4.7W 230V
WiZ Pro PAR16 GU10 RGBTW 4.7W 230V

FAILURE RATES

Failure Rate (prediction)

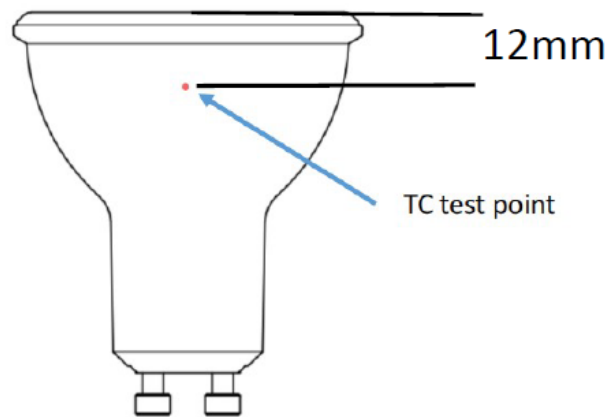


BxxL70* (prediction)

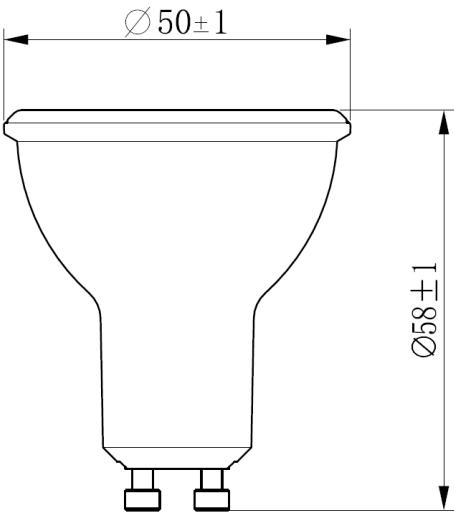


* Defined as the number of hours when xx% of a large group of identical lamps drop below 70% of its initial flux level.

T_c LOCATION



FIXTURE COMPATIBILITY / DIMENSIONS (IN MM)



MODEL	WEIGHT (G.)
TW	50
RGBTW	50

WiZ Pro PAR16 GU10 TW 4.7W 230V

WiZ Pro PAR16 GU10 RGBTW 4.7W 230V

WIRELESS INTERFACE

ITEM	VALUE	UNIT	CONDITIONS
Communication Method	Wi-Fi + BLE		
Wi-Fi Compatibility	802.11 b/g/n		
Wi-Fi Protected Access (WPA)	WPA™, WPA2™, WPA3™		Personal
Wi-Fi Frequency	2400 – 2484	MHz	IEEE Std 802.11 b/g/n
Wi-Fi Transmission Power	20 (max)	dBm	RF Module
BLE Transmission Power	10 (max)	dBm	RF Module
Standby Power	< 0.5	W	Off via APP

APPLICATION NOTES

- This product is dimmable via wireless control by the WiZ App. It is not compatible with phase-cut wall-box dimmers.
- Ambient Temperature range is between -20 °C to +45°C.
- This product is not intended for use with emergency exit fixtures or emergency lights.
- This product is not suitable for use in totally enclosed or recessed fixtures.
- Do not use this product in applications where it is directly exposed to water.
- For use in luminaires that can structurally support the weight of the lamp.
- Modifications of the product voids the limited warranty.

SOFTWARE / APPS

Please scan the QR code for instructions download the WiZ Pro Setup app and the WiZ App.



www.wizconnected.com/pro



WiZ Pro PAR16 GU10 TW 4.7W 230V

WiZ Pro PAR16 GU10 RGBTW 4.7W 230V

RF COMPLIANCE

Hereby, Signify declares that the radio equipment type WiZ luminaires are in compliance with Directive 2014/53/EU (RED). The full text of the EU declaration of conformity is available at the following internet address: wizconnected.com.

Hereby, Signify declares that the radio equipment type WiZ luminaires are in compliance with the Radio Equipment Regulations 2017 (S.I. 2017/1206). The full text of the UK declaration of conformity is available at the following internet address: wizconnected.com.

- Wi-Fi®, the Wi-Fi logo, the Wi-Fi CERTIFIED logo are registered trademarks of the Wi-Fi Alliance.
- WPA™, WPA2™, WPA3™ are trademarks of the Wi-Fi Alliance.
- The Bluetooth® word and logos are registered trademarks owned by the Bluetooth SIG, Inc.
- Amazon, Alexa and all related logos are trademarks of Amazon.com, Inc. or its affiliates.
- Google, Google Play and the Google Play logo are the trademark of Google LLC.
- The Apple logo and Siri are the registered trademark of Apple Inc.
- Any use of such marks by Signify is under license. Other trademarks and trade names are those of their respective owners.

The information presented in this document is not intended as any commercial offer and does not form part of any quotation or contract.

WiZ is a global brand of



© 2022 Signify Holding, IBRS 10461, 5600VB, NL. All rights reserved. This document contains information relating to the product portfolio of Signify which information may be subject to change. No representation or warranty as to the accuracy or completeness of the information included herein is given and any liability for any action in reliance thereon is disclaimed. All trademarks are owned by Signify Holding or their respective owners.

Signify – I.B.R.S. / C.C.R.I Numéro
10461 5600 VB Eindhoven
The Netherlands

Signify Commercial UK Ltd.
Unit 3,
Guildford Business Park
Guildford, Surrey, GU2 8XG,
UK

www.wizconnected.com/pro