


SVEA FLAME AB

GRILL RULER

OUTDOOR FIREPLACE AND GRILL

ASSEMBLING INSTRUCTIONS



Dear User,

Thank you for purchasing GRILL RULER.

It will bring you a lot of joy with your friends and family.

What differs GRILL RULER from other similar products?

OUTDOOR STOVE AND GRILL has a dual purpose:

- When you sit in the garden during the summer nights in Sweden it can be cold. To feel better, it is enough to light a fire in our fireplace/grill
- and it often works only for grilling.

Inox grill plate - minimal smoke

Grease which drops on red hot coal usually causes unpleasant smoke which could cause you problems with your neighbours. More important, too much smoke could make your grilled meat less healthy. Specially designed collecting pot below Inox plate will collect grease residues and make your experience more pleasant.

Movable

Even though it is made of 3mm steel sheets with a net weight of 53Kg, GRILL RULER is handy and easy to move thanks to rear wheels and handles. You don't need to move your garden furniture or have your back frozen. RULER movable terrace-chimenea can be moved in front of your garden furniture and radiant heat from the heating fireplace will provide a cozy feeling to you and to your guests.

Easy to clean

During the season, a brush and shovel will keep your fireplace clean.


Grill plate should be cleaned with grease remover, paper towel and water. In order to reduce fat drops which appear during making barbecue, an additional pot for collecting grease is attached to the grill plate.

If you want to move your GRILL RULER from the terrace, before cleaning, protect the floor from potential grease stains.

Contemporarily designed and easy to assemble

GRILL RULER is as much a piece of modern art as a functioning outdoor heater. Modern and dynamic shape will be an attractive detail in your back yard or terrace even when it is not in use. GRILL RULER arrives flat-packed so some basic assembly is required.

Use this assembling manual and some basic tools and before you know it you will enjoy GRILL RULER.



ASSEMBLE GRILL RULER IN FOLLOWING STEPS:

WARNING BEFORE USE:

GRILL RULER SHOULD NOT BE FIRED ON POSITIONS WITH OBSTACLES ABOVE SMOKE EXHAUST.


CHECK THE POSITION OF GRILL RULER ON YOUR BALCONY, PORCH OR ANY OTHER KIND OF TERRACE WITH CEILING BEFORE USE !

DO NOT START FIRE UNDER THE TREE OR GARDEN GAZEBO!


1. Mount rear handles, carriers of fire box bottom and carriers of log storage.



2. Attach rear plate to lateral sides.
3. Put GRILL RULER in correct position and mount front pannel.



4. After mounting of front pannel, add log storage and fix it with screws.
5. Put a fire box bottom and fix it with screws.



6. Add firebox wall which should keep ash in fire box.
7. Put inox grill plate in appropriate positions and add grease collecting pot.
- 8 . Mount wheels



Material and dimensions

GRILL RULER is available in black colored steel. Thickness of steel sheets is 3mm.

Measures (HxWxD): 153 x 60? x 63 cm

Nett Weight: 53 kg